

United States Patent [19]

Prause

[11] **Des. 248,874**

[45] **** Aug. 8, 1978**

- [54] **COMBINED FENCE AND GATE**
[76] Inventor: **Dan Prause**, Rte. #2, Box 159,
Alleyton, Tex. 78935
[**] Term: **14 Years**
[21] Appl. No.: **784,922**
[22] Filed: **Apr. 5, 1977**
[51] Int. Cl. **D25-02**
[52] U.S. Cl. **D25/39; D25/42;**
D25/44; D25/50; D25/73
[58] Field of Search **256/21, 22; D25/38,**
D25/39, 42, 50, 73, 74, 75, 76, 77, 78

[56] **References Cited**

U.S. PATENT DOCUMENTS

| | | | |
|-----------|--------|---------------------|----------|
| 444,681 | 1/1891 | Windus | D25/39 X |
| 473,028 | 4/1892 | Steward et al. | 256/22 |
| 3,315,943 | 4/1967 | Van den Broek | 256/22 |

4,000,590 1/1977 Kordewick D25/38 X

FOREIGN PATENT DOCUMENTS

2,442 of 1891 United Kingdom 256/22

Primary Examiner—A. Hugo Word
Attorney, Agent, or Firm—Frank S. Vaden, III

[57] **CLAIM**

The ornamental design for a combined fence and gate, as shown and described.

DESCRIPTION

FIG. 1 is a perspective view of a combined fence and gate of indeterminate length with the gate portion omitted for convenience of illustration.

FIG. 2 is an enlarged plan view of a portion of the fence;

FIG. 3 is a section view taken at section 3—3; and

FIG. 4 is a fragmentary front view of the combined fence and gate with the gate portion shown.

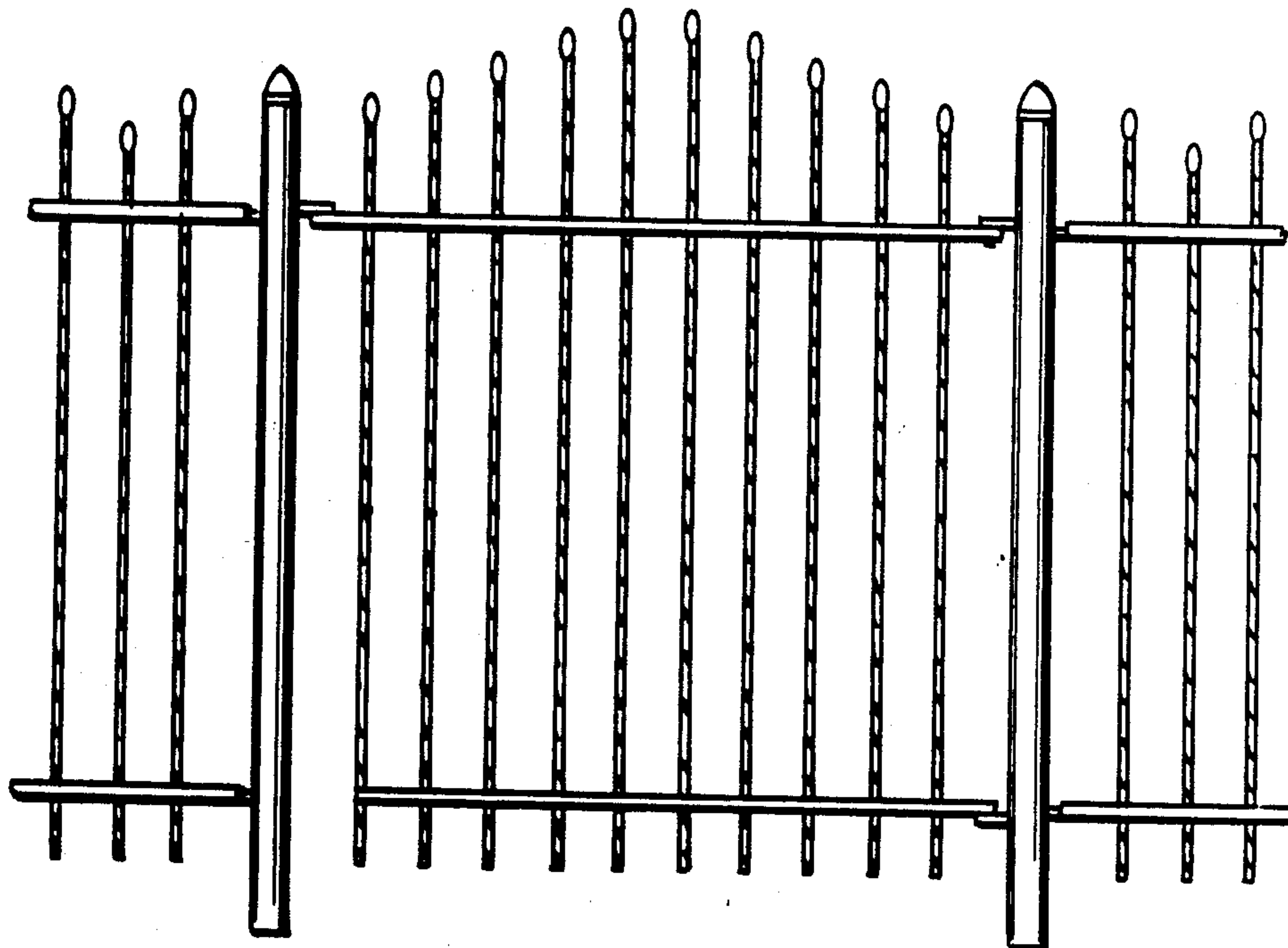


FIG. 1

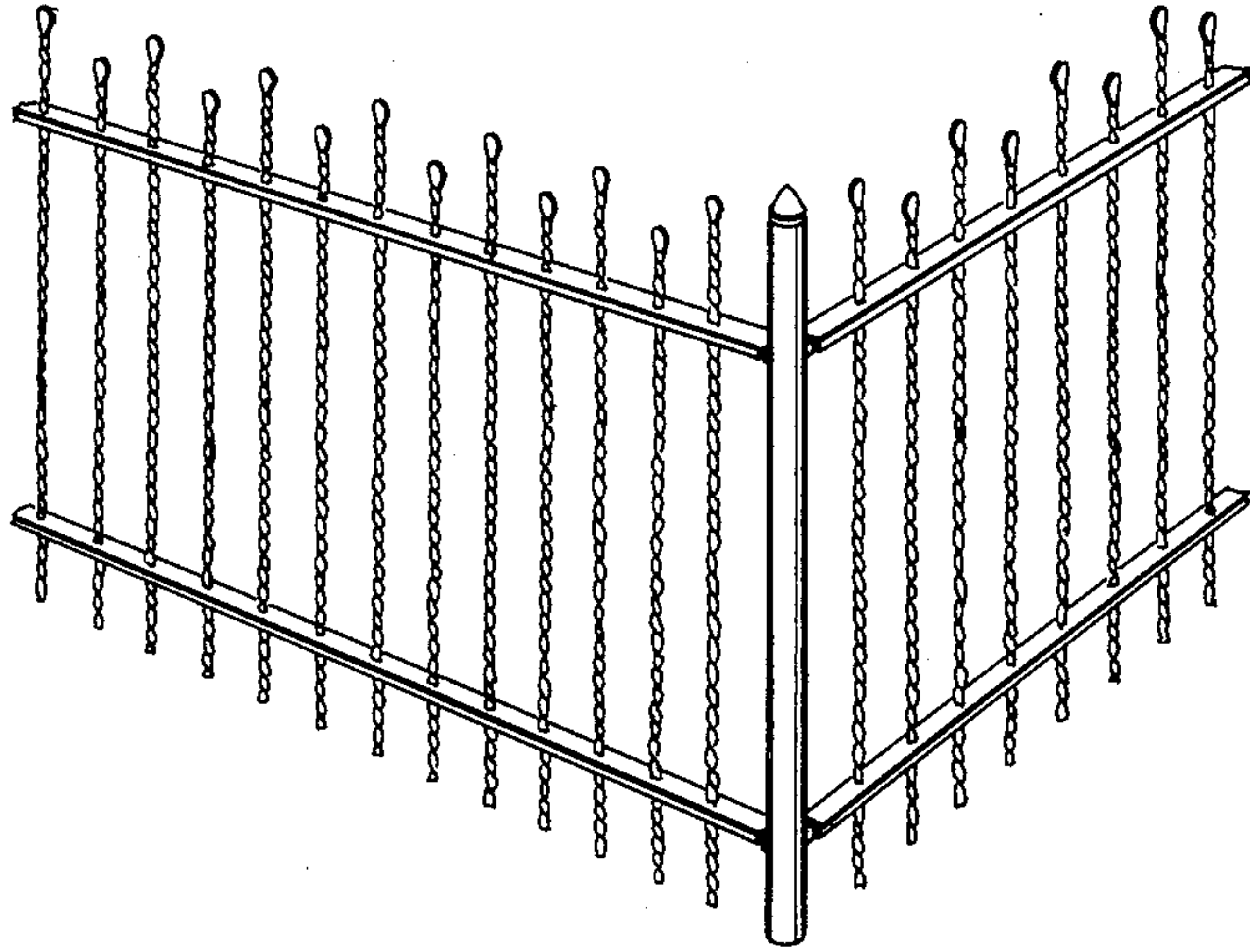


FIG. 2

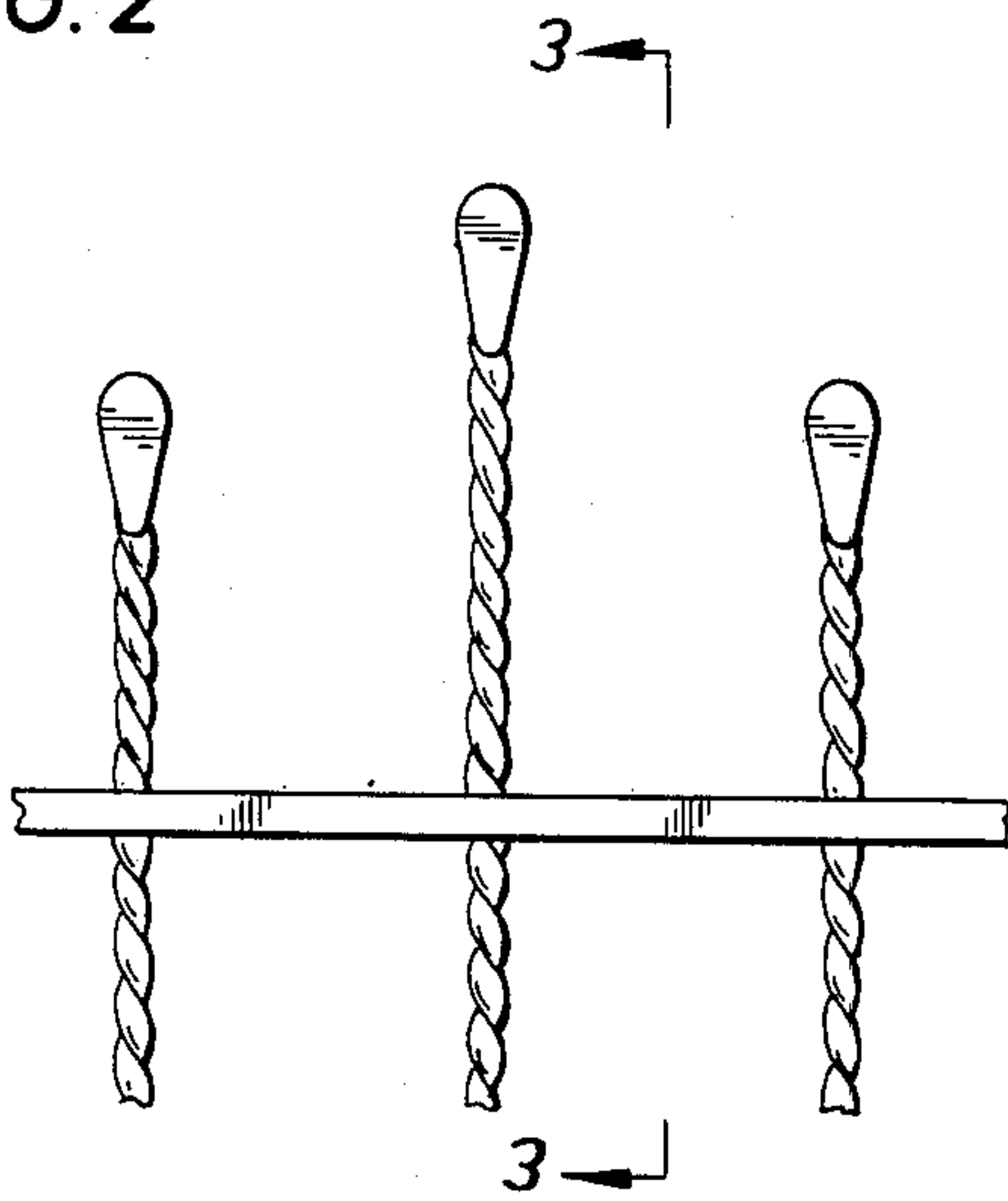


FIG. 3



FIG. 4

