

[54] BLOOD GAS SYRINGE STOPPER

[75] Inventor: Russell G. Raitto, Fitzwilliam, N.H.

[73] Assignee: Concord Laboratories, Keene, N.H.

[**] Term: 14 Years

[21] Appl. No.: 701,609

[22] Filed: Jul. 1, 1976

[51] Int. Cl. D24-99

[52] U.S. Cl. D24/99; D24/21; D9/285

[58] Field of Search D9/254, 267, 284, 287, D9/285; 215/39, 47, 321, 295, 305, 353, 355; 128/2 F, DIG. 5; D24/17, 21, 29, 99

[56] References Cited

U.S. PATENT DOCUMENTS

D. 222,352	10/1971	Ferro et al.	D24/21
D. 240,021	5/1976	Lawhead	D9/285
3,005,564	10/1961	Weichselbaum	215/353
3,898,046	8/1975	Ikeda et al.	215/355
3,902,477	9/1975	Gerarde	215/355
4,008,820	2/1977	Ruetz	215/355

FOREIGN PATENT DOCUMENTS

1,393,651 2/1965 France 215/355

OTHER PUBLICATIONS

Fisher Modern Laboratory Appliances, Cat. 65, © 1964, p. 848, Item No. 14-127-25, Stopper.

Primary Examiner—Bernard Ansher

Attorney, Agent, or Firm—Sewall P. Bronstein

[57] CLAIM

The ornamental design for a blood gas syringe stopper, substantially as shown and described.

DESCRIPTION

FIG. 1 is a top plan view of a blood gas syringe stopper, showing my new design;

FIG. 2 is a side view;



FIG. 3 is a bottom plan view;

FIG. 4 is a front isometric view;

FIG. 5 is a rear isometric view; and

FIG. 6 is a sectional view of line 6-6 of FIG. 1.

The broken lines are shown for illustrative purposes only.



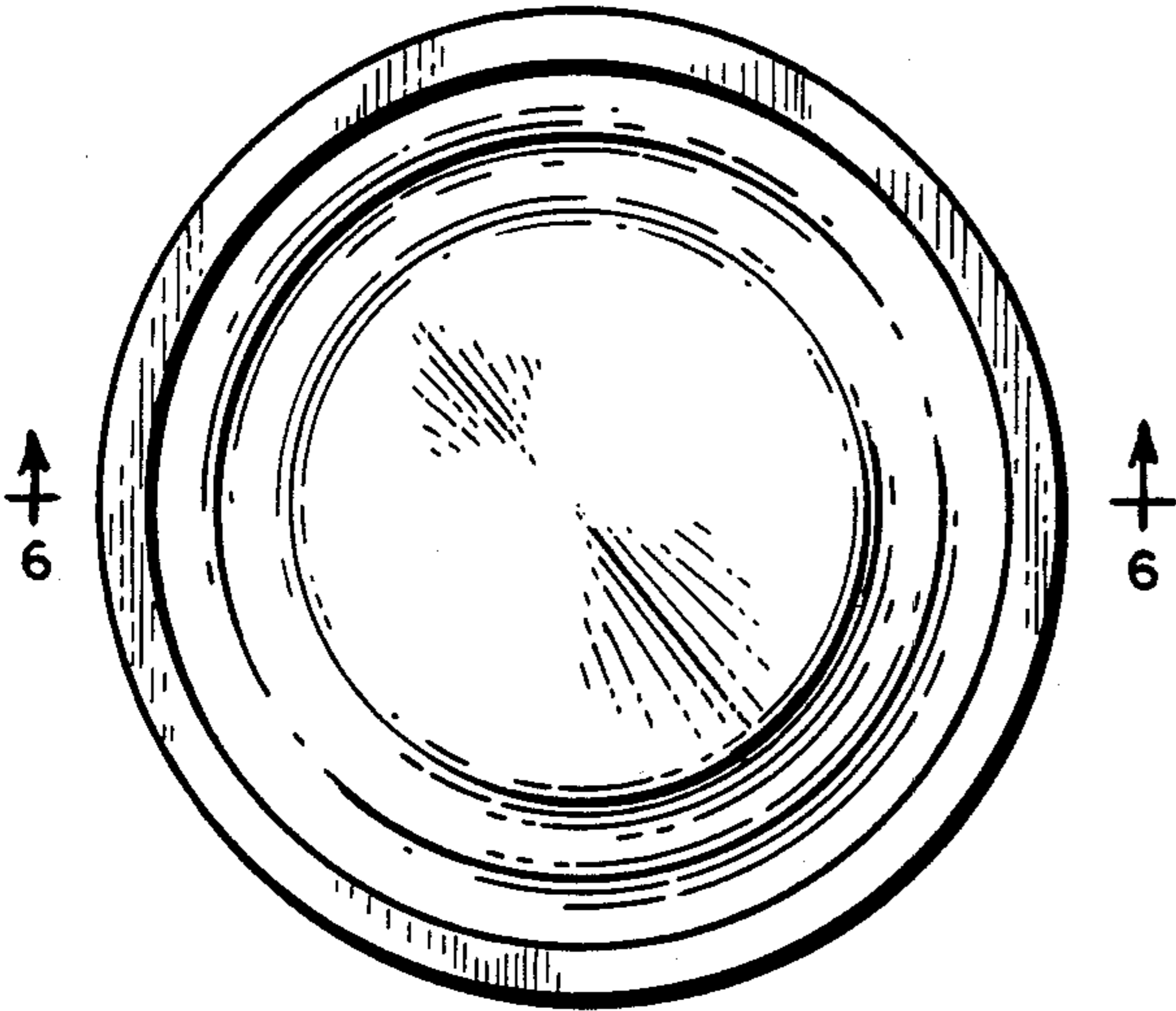


FIG. 1




FIG. 2




FIG. 4

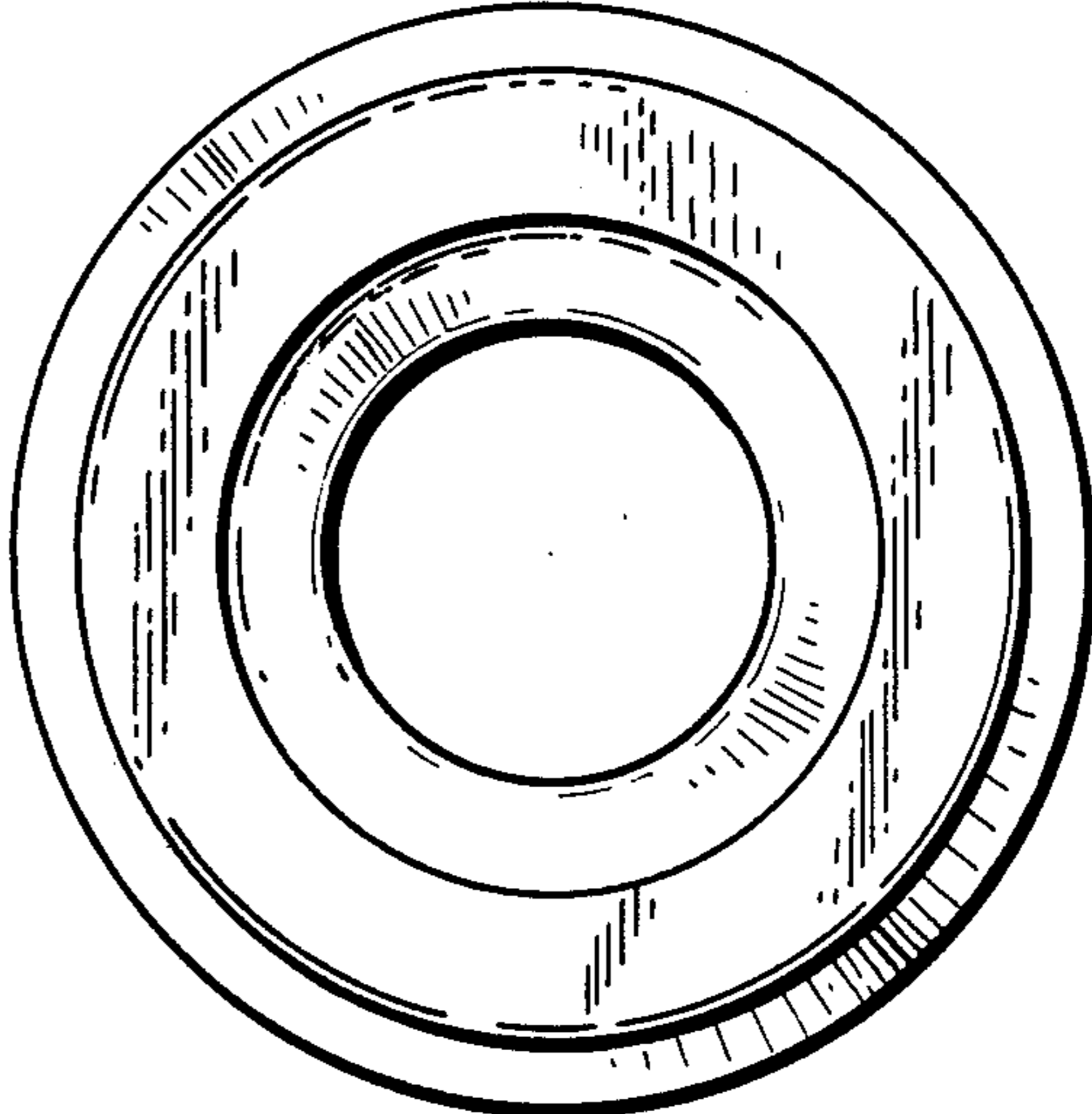


FIG. 3

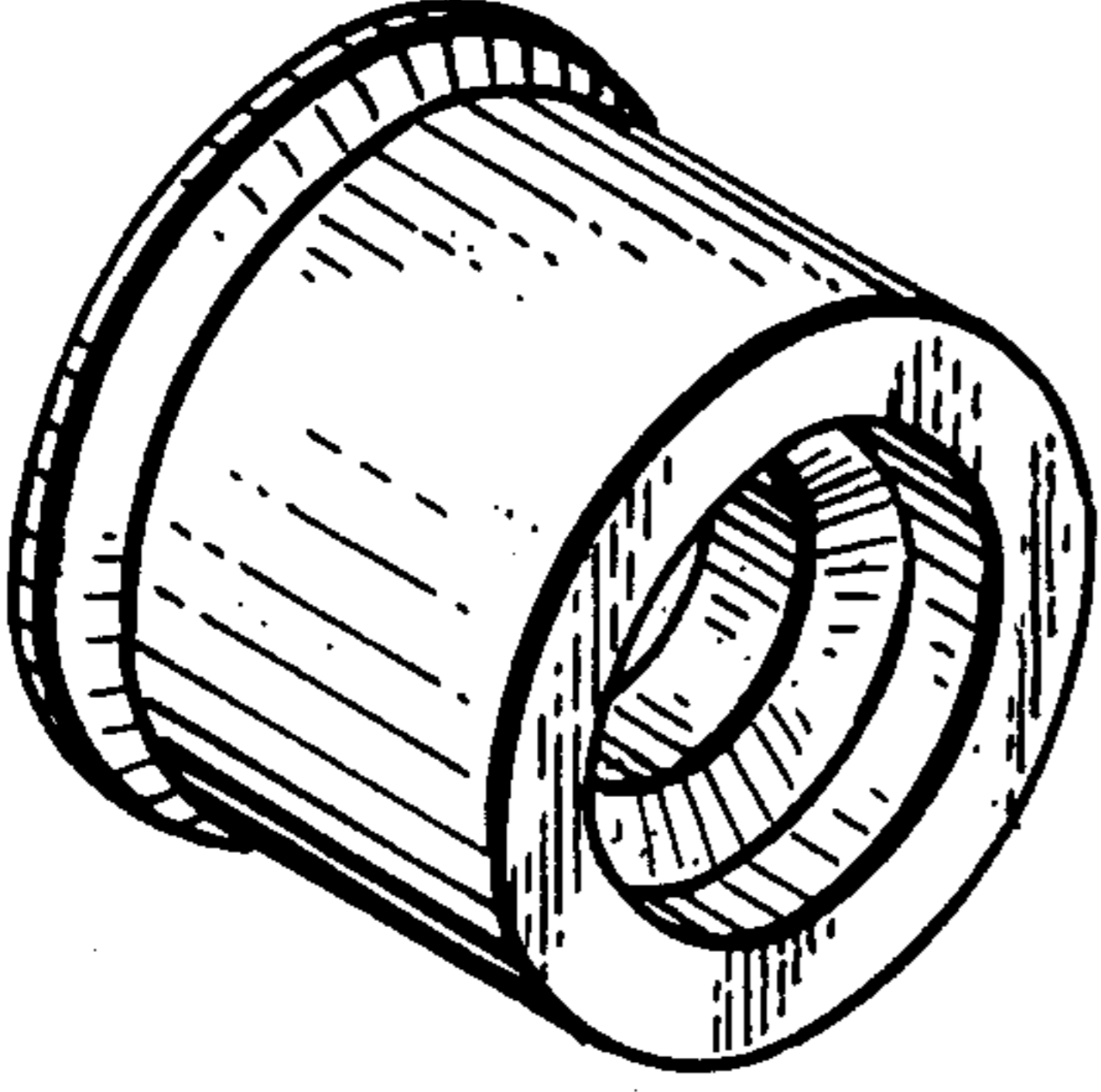


FIG. 5

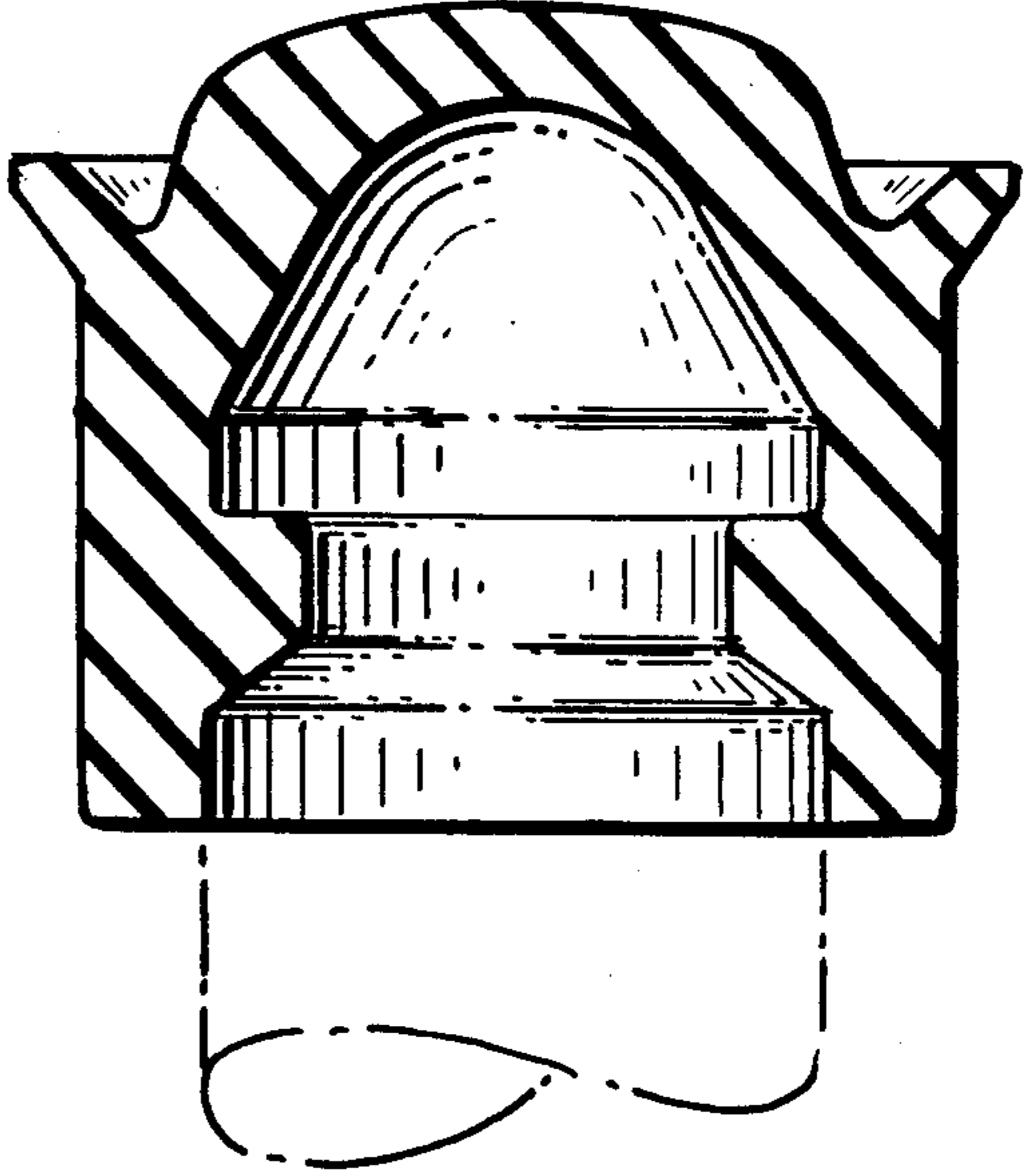


FIG. 6