

[54] COMBINED BATHTUB AND SHOWER STALL

[76] Inventor: Erwin G. Rehbein, P.O. Box 80A, Waupaca, Wis. 54981

[\*\*] Term: 14 Years

[21] Appl. No.: 753,635

[22] Filed: Dec. 23, 1976

[51] Int. Cl. .... D23-02

[52] U.S. Cl. .... D23/49

[58] Field of Search ..... D23/48, 49, 50; D24/37, D24/38; 4/146, 147, 148, 172, 173, 175, 177, 185 S

[56] References Cited

U.S. PATENT DOCUMENTS

- D. 207,096 3/1967 Osika ..... D23/49
- D. 208,528 9/1967 Osika ..... D23/49
- D. 212,946 12/1968 Clark ..... D23/49

- D. 217,864 6/1970 Myers ..... D23/55
- D. 217,865 6/1970 Myers ..... D23/55
- D. 225,739 1/1973 Seymour ..... D23/49
- D. 225,995 1/1973 Alexander ..... D23/49
- D. 238,276 12/1975 Alexander ..... D23/49
- 3,827,086 8/1974 Seymour ..... 4/175
- 3,845,600 11/1974 Moore ..... 4/175

Primary Examiner—James R. Largen

[57] CLAIM

The ornamental design for a combined bathtub and shower stall, as shown and described.


DESCRIPTION


FIG. 1 is a perspective view taken from the top, front and right end of a combined bathtub and shower stall showing my new design;

FIG. 2 is a top plan view thereof; and

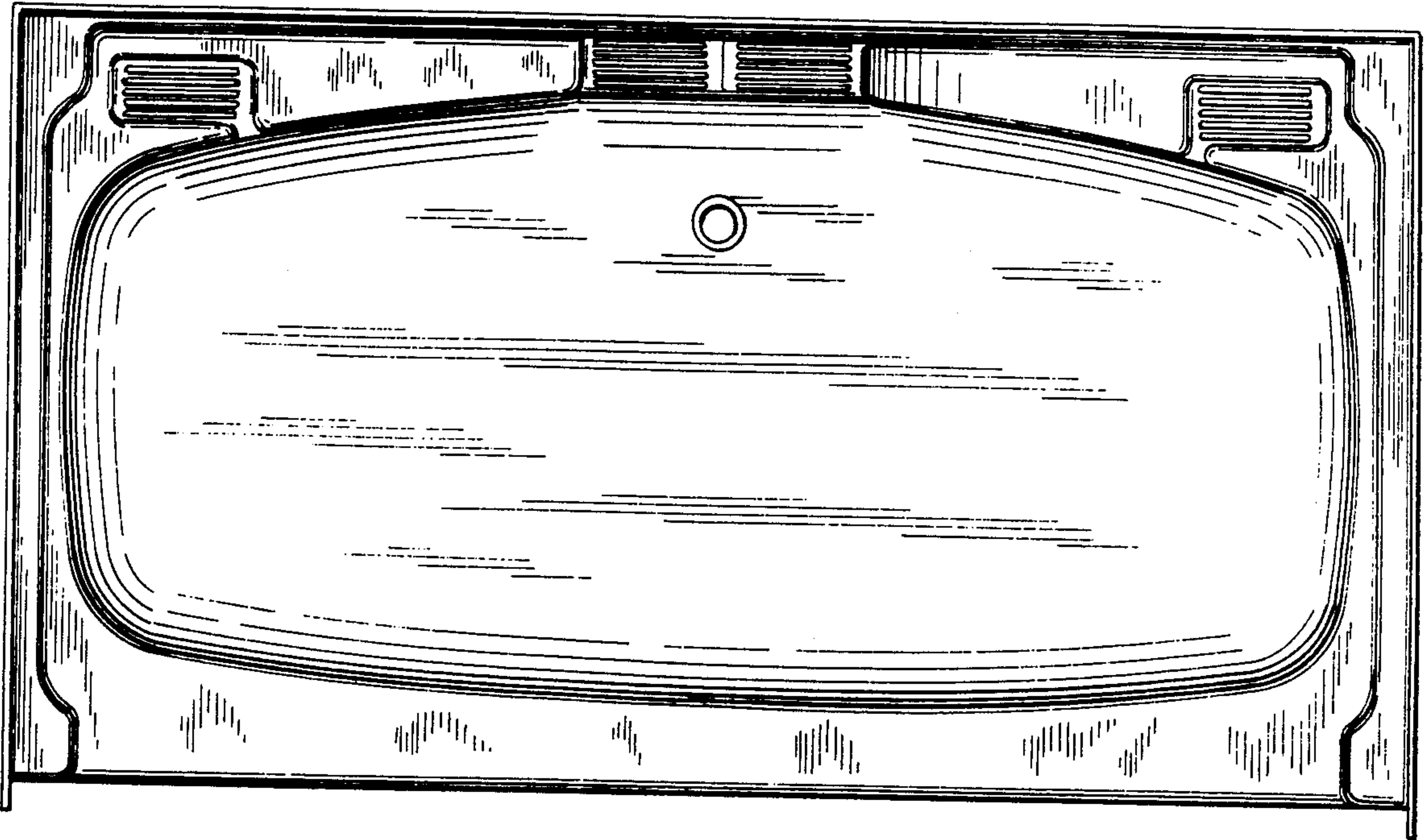
FIG. 3 is another perspective view taken from the top front and left end thereof.

The broken line representation of plumbing fixtures in FIGS. 1 and 3 are for purposes of illustration only.






*Fig. 1*



*Fig. 2*



*Fig. 3*