

[54] TAPE CASSETTE CASE

[75] Inventor: Daizi Nagatomo, Yokohama, Japan

[73] Assignee: Sony Corporation

[\*\*] Term: 14 Years

[21] Appl. No.: 662,950

[22] Filed: Mar. 8, 1976

[51] Int. Cl. .... D14-99

[52] U.S. Cl. .... D14/11; D16/26; D87/1 D

[58] Field of Search ..... D14/11; D16/25, 26; D87/1 R, 1 D; 242/198, 194; 206/307; 352/74, 78; 360/132

[56] References Cited

U.S. PATENT DOCUMENTS

D. 227,675	7/1973	Takanashi et al. ....	D14/11
D. 227,678	7/1973	Takanashi et al. ....	D14/11
D. 236,502	8/1975	Saito .....	D14/11
D. 237,623	11/1975	Morgan .....	D14/11
3,900,172	8/1975	Kamaya .....	242/198

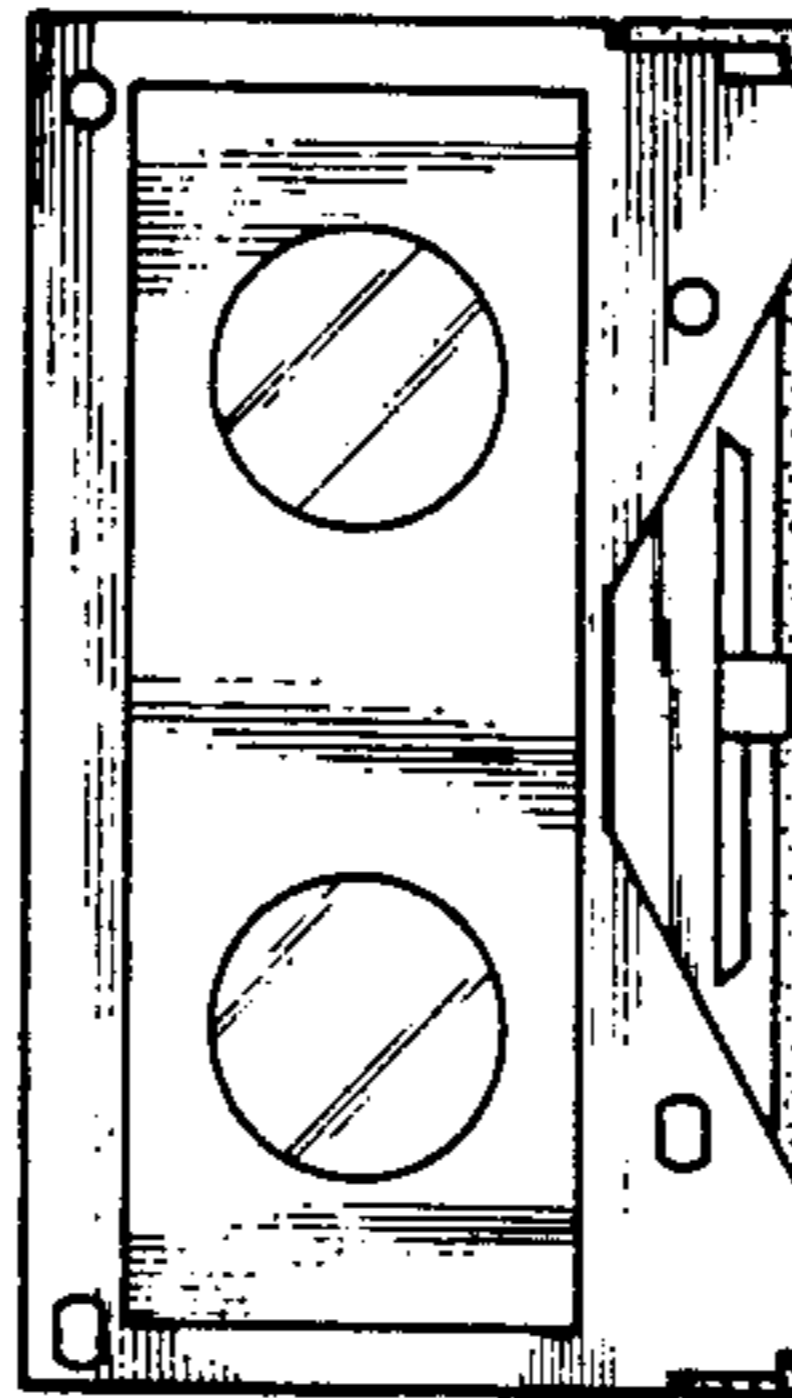
Primary Examiner—Bernard Ansher  
Attorney, Agent, or Firm—Lewis H. Eslinger


[57] CLAIM

The ornamental design for a tape cassette case, as shown.

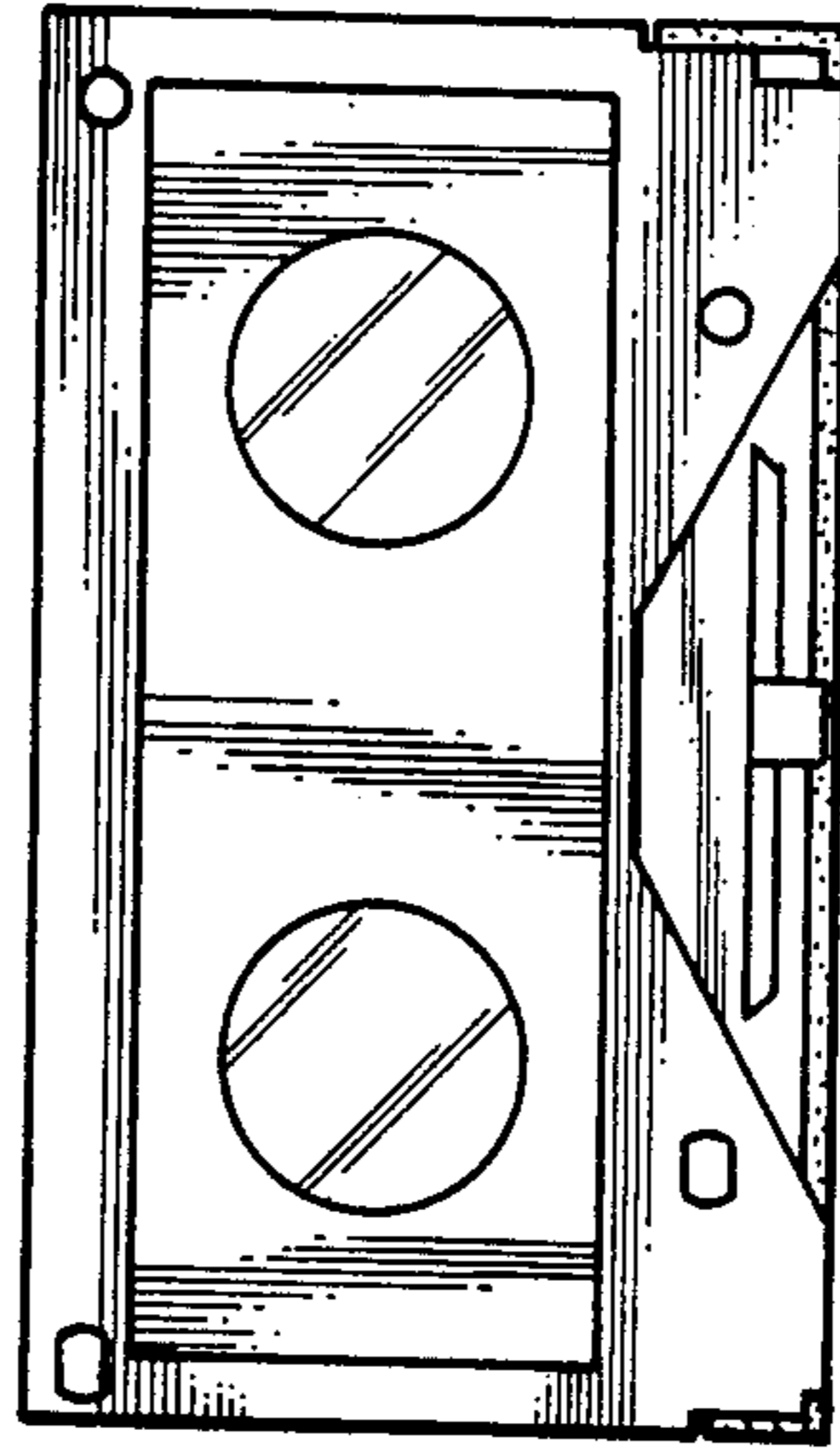
DESCRIPTION

FIG. 1 is a front end view of a tape cassette case embodying our new design;  
FIG. 2 is a right side view of the tape cassette case;  
FIG. 3 is a rear end view;  
FIG. 4 is a left side view;  
FIG. 5 is a top plan view; and  
FIG. 6 is a bottom plan view.

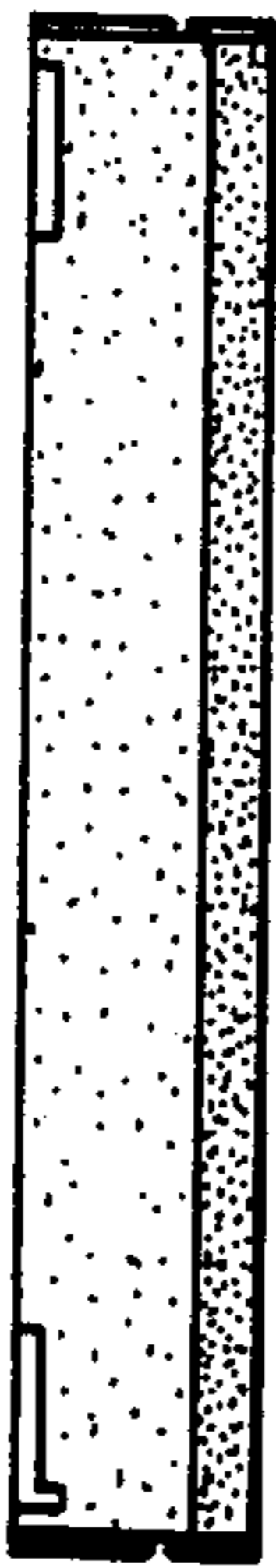




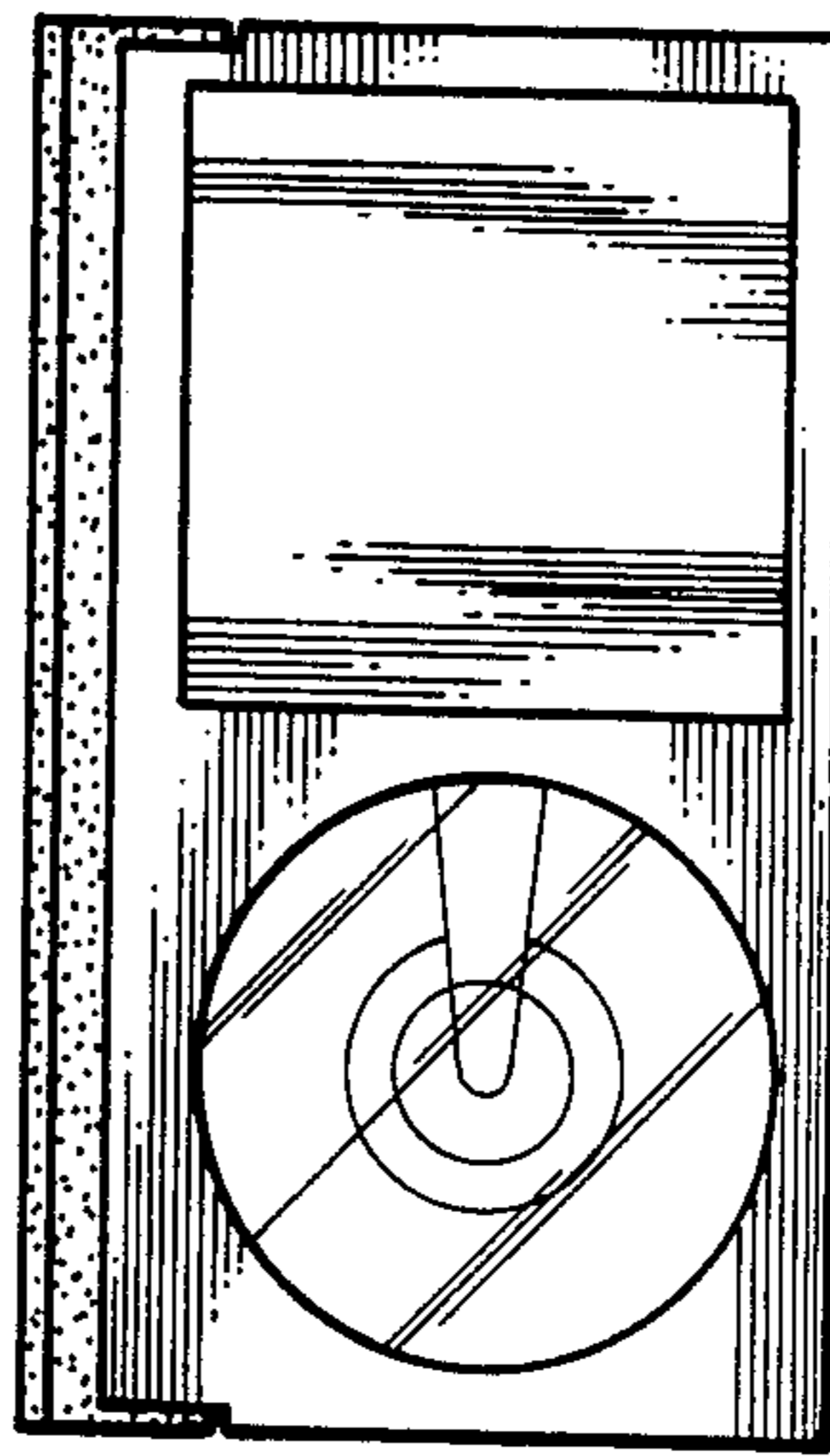
*FIG. 1*



*FIG. 2*




*FIG. 3*



*FIG. 4*



*FIG. 5*



*FIG. 6*