

[54] **STANDING PLAQUE**

[75] **Inventor:** William B. Campbell, Saint Paul, Minn.

[73] **Assignee:** Ball Corporation, Muncie, Ind.

[**] **Term:** 14 Years

[21] **Appl. No.:** 840,723

[22] **Filed:** Oct. 11, 1977

Related U.S. Application Data

[62] Division of Ser. No. 788,650, Apr. 18, 1977.

[51] **Int. Cl.** D11-02

[52] **U.S. Cl.** D11/140; D6/235

[58] **Field of Search** 63/23; 40/152, 152.1; 428/3, 7, 13, 14; D6/232, 233, 235, 243, 245, 142; D11/117, 121, 131, 132; 211/41; 248/473

[56] **References Cited**

U.S. PATENT DOCUMENTS

D. 89,676 4/1933 Baetz D6/235

D. 138,815 9/1944 Gabriel D6/235

FOREIGN PATENT DOCUMENTS

1,203,430 1/1960 France 40/124.1

OTHER PUBLICATIONS

Gifts & Decorative Accessories, Jan. 1976, p. 17—Standing Plaque at right.

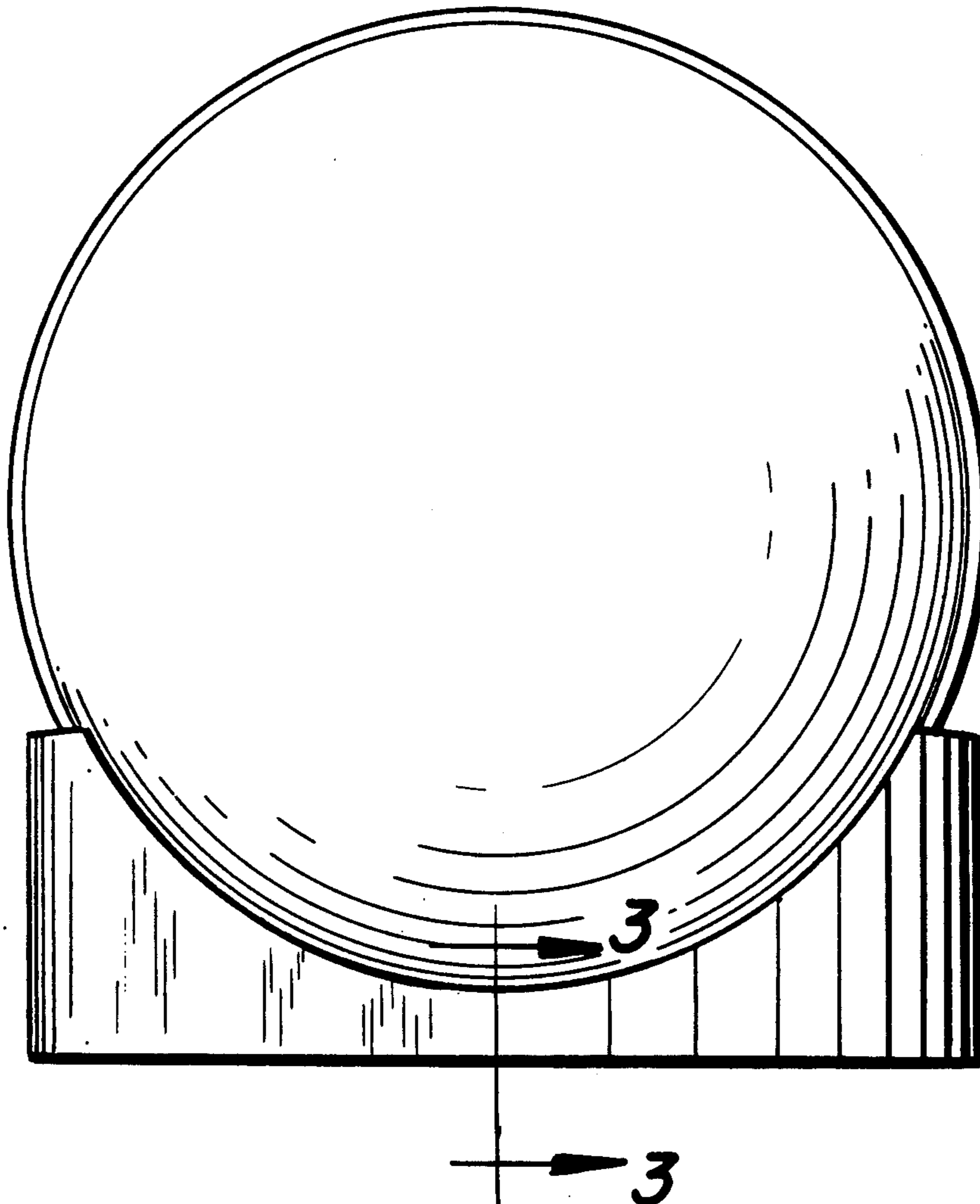
Primary Examiner—Joel Stearman
Assistant Examiner—Louis S. Zarfes
Attorney, Agent, or Firm—Gilbert Alberding

[57] **CLAIM**

The ornamental design for a standing plaque, as shown.

DESCRIPTION

FIG. 1 is a top plan view of a second embodiment of the standing plaque of the new design; FIG. 2 is a front elevation view thereof (a rear elevation view would have substantially the same appearance); and FIG. 3 is a transverse sectional view taken substantially on line 3—3 of FIG. 2.



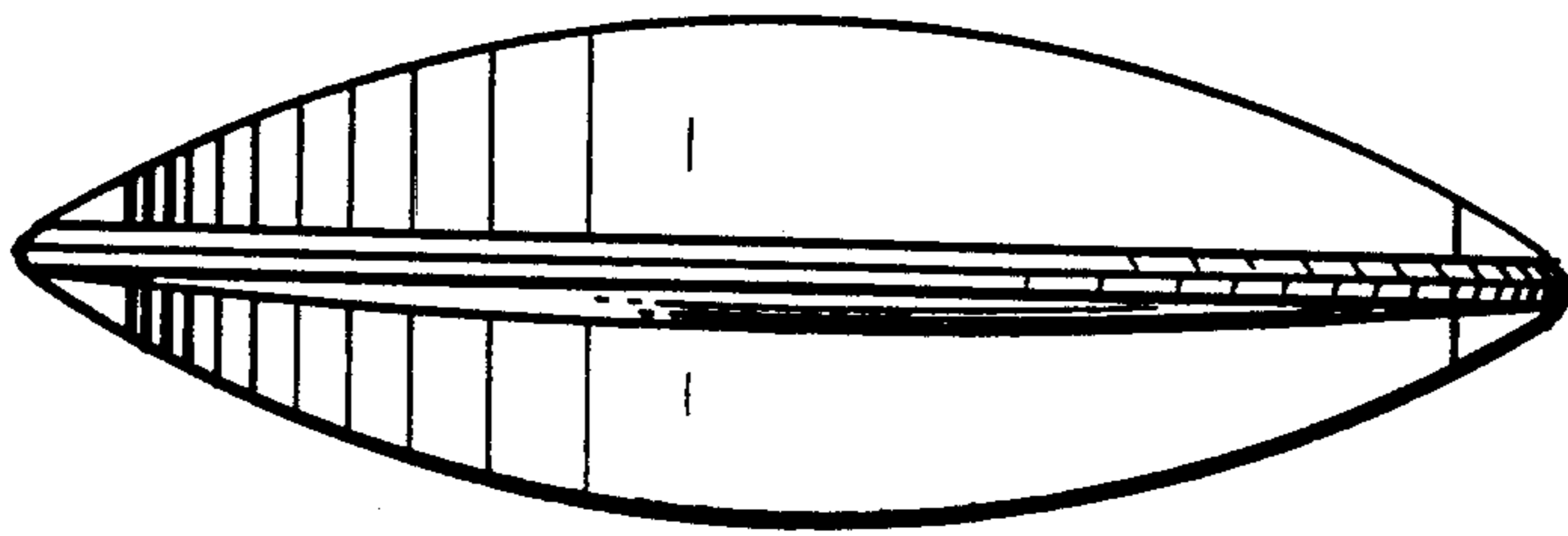


Fig. 1.

Fig. 2.

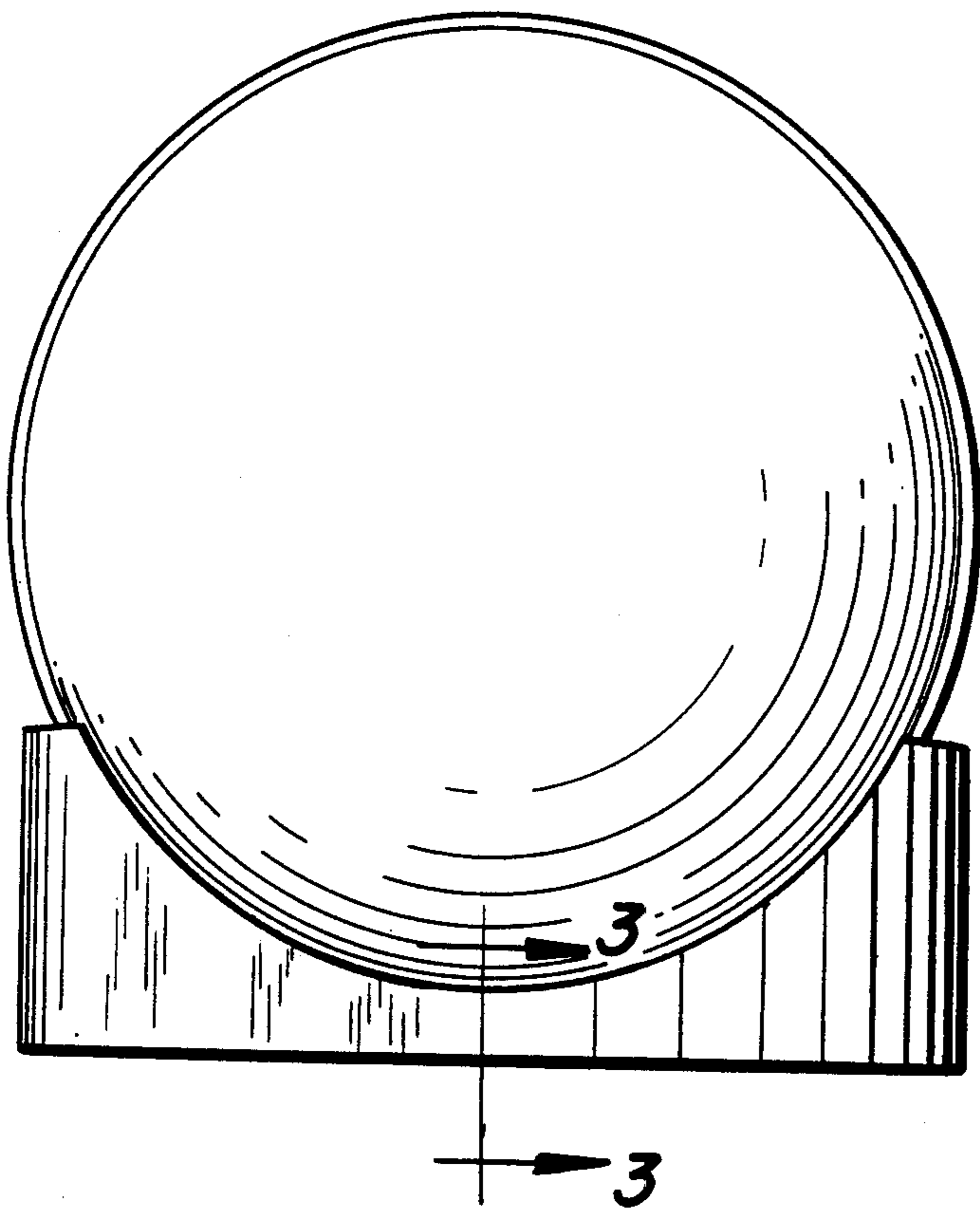


Fig. 3.

