

[54] WATCHBAND

[75] Inventor: Robert I. Harris, Providence, R.I.

[73] Assignee: Brite Industries, Inc., Providence, R.I.

[**] Term: 14 Years

[21] Appl. No.: 673,978

[22] Filed: Apr. 5, 1976

[51] Int. Cl. D11-01

[52] U.S. Cl. D11/25; D11/19

[58] Field of Search D11/1, 3, 4, 19, 20, D11/25, 93, 94; 63/2-6; 59/78, 79 R, 79 B, 80-82, 84; D10/32

[56] References Cited

U.S. PATENT DOCUMENTS

| | | | |
|------------|---------|-------------|--------|
| D. 170,792 | 11/1953 | Boehm | D11/25 |
| 3,587,226 | 6/1971 | Rieth | 63/5 R |
| 3,994,126 | 11/1976 | Rieth | 63/5 R |

OTHER PUBLICATIONS

Jewelers' Circular-Keystone Directory Issue, 6/21/1971,

p. 484-Ladies' Bands #3100 at top & #8090 bottom center.

European Jeweler 9/1973, p. 11-Band furthest right & Band No. 032007000.

Primary Examiner—Joel Stearman

Assistant Examiner—Louis S. Zarfes

Attorney, Agent, or Firm—Elliot A. Salter

[57] CLAIM

The ornamental design for a watchband, substantially as shown and described.

DESCRIPTION

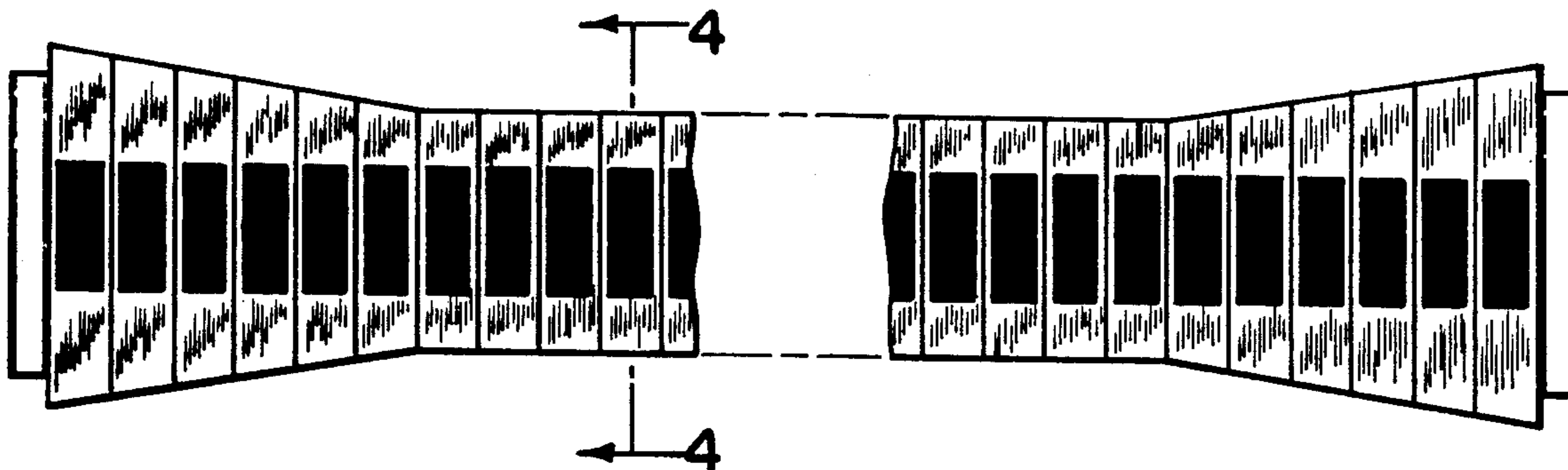
FIG. 1 is a top plan view of a watchband showing my new design, the links being continuous over the section indicated by dot-dash lines and the band being of varying length;

FIG. 2 is a side elevational view thereof;

FIG. 3 is an end view thereof;

FIG. 4 is an enlarged section taken on line 4-4 of FIG. 1; and

FIG. 5 is a bottom plan view thereof.



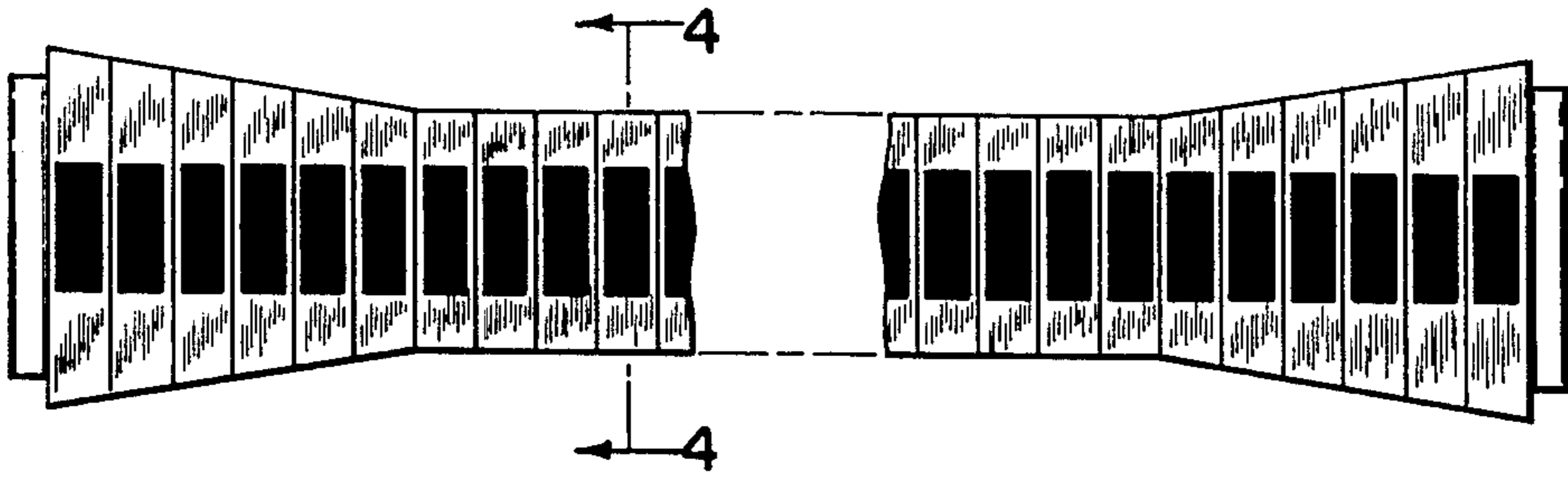


FIG. 1




FIG. 2




FIG. 3

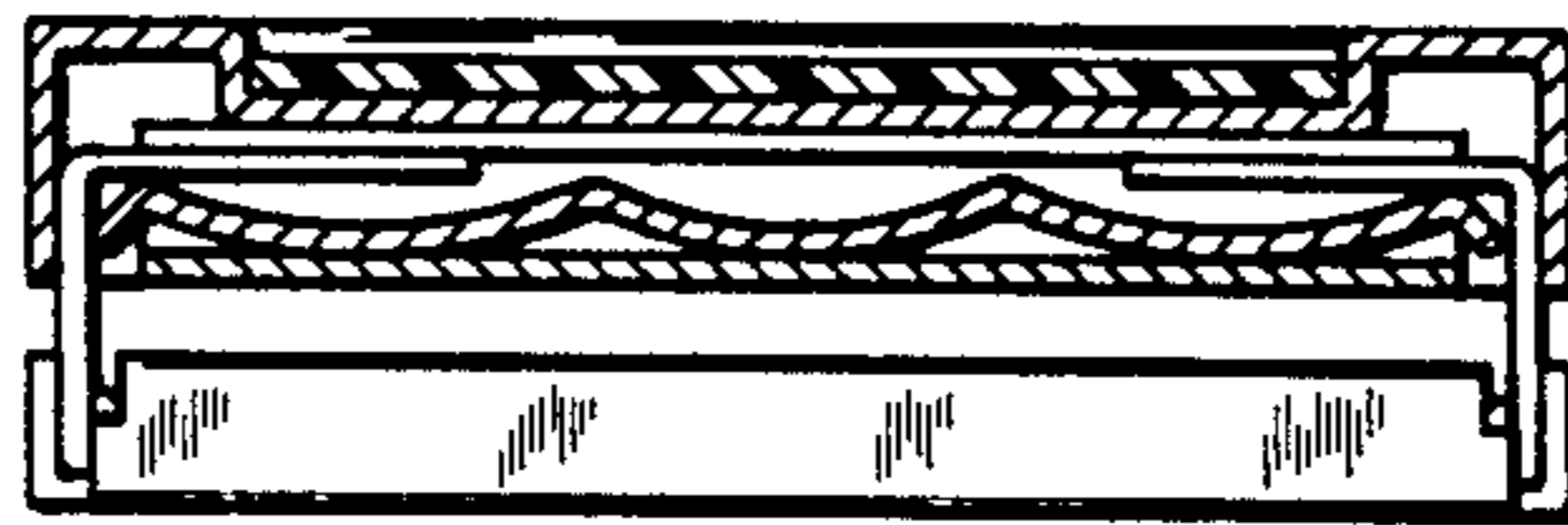


FIG. 4

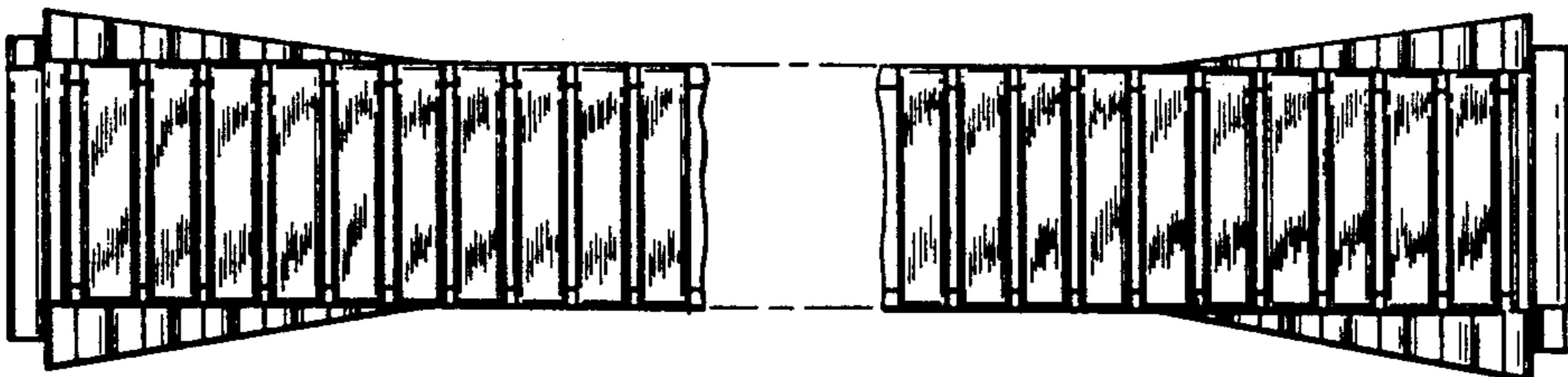


FIG. 5