

[54] COIN ACCEPTOR OR SIMILAR ARTICLE  
 [75] Inventor: Henry Charles Kovar, Anoka, Minn.  
 [73] Assignee: The Cornelius Company, Anoka, Minn.  
 [\*\*] Term: 14 Years  
 [21] Appl. No.: 638,025  
 [22] Filed: Dec. 5, 1975  
 [51] Int. Cl. .... D20—01  
 [52] U.S. Cl. .... D52/3 R; D52/4 R  
 [58] Field of Search ..... 133/1 A, 3 D; 206/0.8, 206/0.83, 0.84; D52/4 R, 4 A, 3 R, 3 B; 232/57.5, 58, 59, 60

1,032,760 7/1912 Metal ..... D52/3 R X  
 1,170,525 2/1916 Fisher ..... 206/0.83  
 2,774,533 12/1956 Grant ..... D52/4 R X  
 3,372,864 3/1968 Kovar ..... 232/57.5  
 3,981,384 9/1976 Kovar ..... 194/102

Primary Examiner—Nelson C. Holtje  
 Attorney, Agent, or Firm—Henry C. Kovar

[57] CLAIM

The ornamental design for a coin acceptor or similar article, substantially as shown and described.

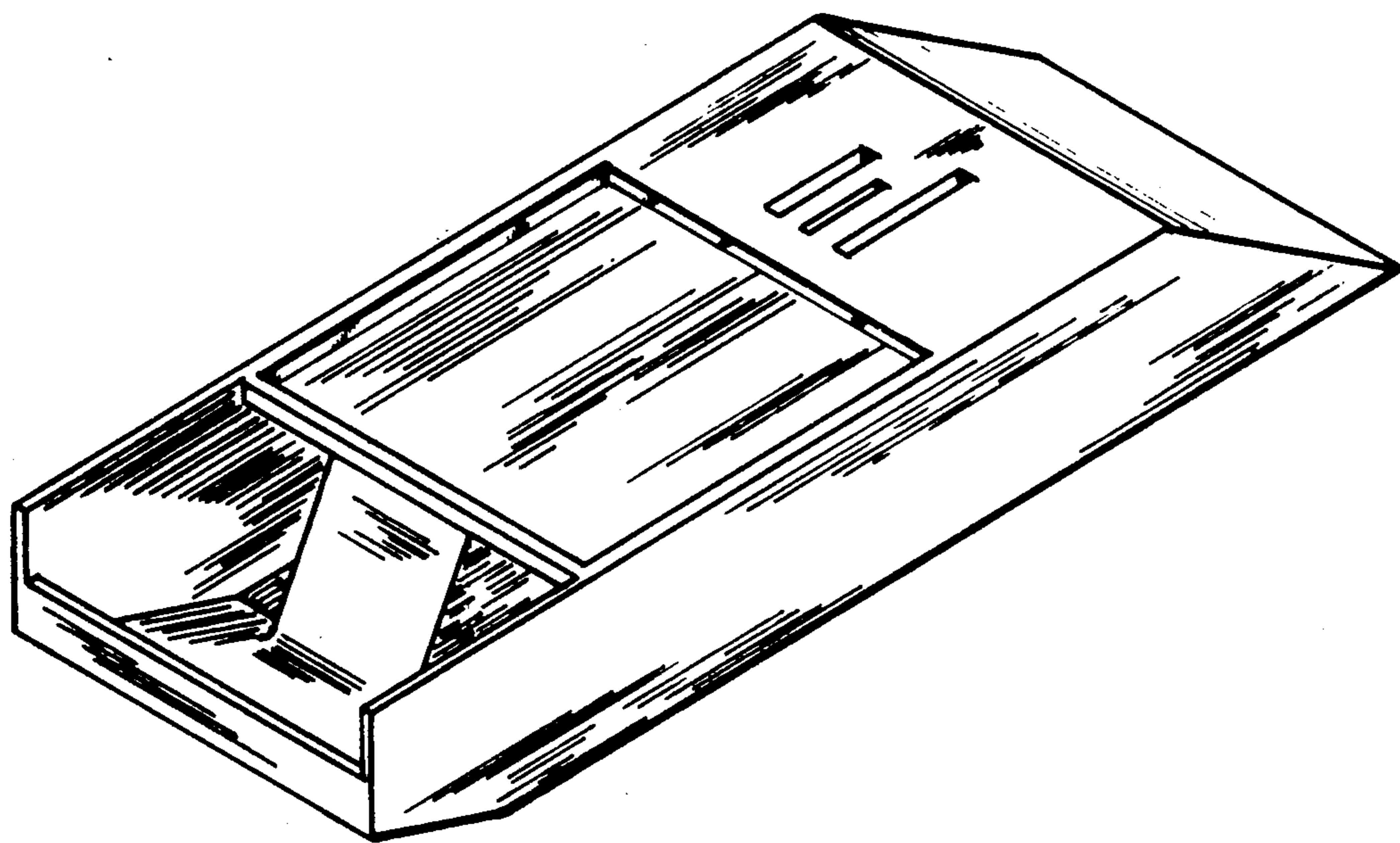
DESCRIPTION

FIG. 1 is a right perspective view of a coin acceptor or similar article, showing my new design;  
 FIG. 2 is a top plan view thereof, the bottom being flat, plain and unornamental;  
 FIG. 3 is a right side elevational view thereof;  
 FIG. 4 is a left side elevational view thereof;  
 FIG. 5 is a rear elevational view thereof; and  
 FIG. 6 is a front elevational view thereof.

[56] References Cited

U.S. PATENT DOCUMENTS

D. 211,056 5/1968 DiDomemico ..... D52/3 R  
 305,587 9/1884 Gibson ..... 133/3 D






Fig. 1




Fig. 2




Fig. 3

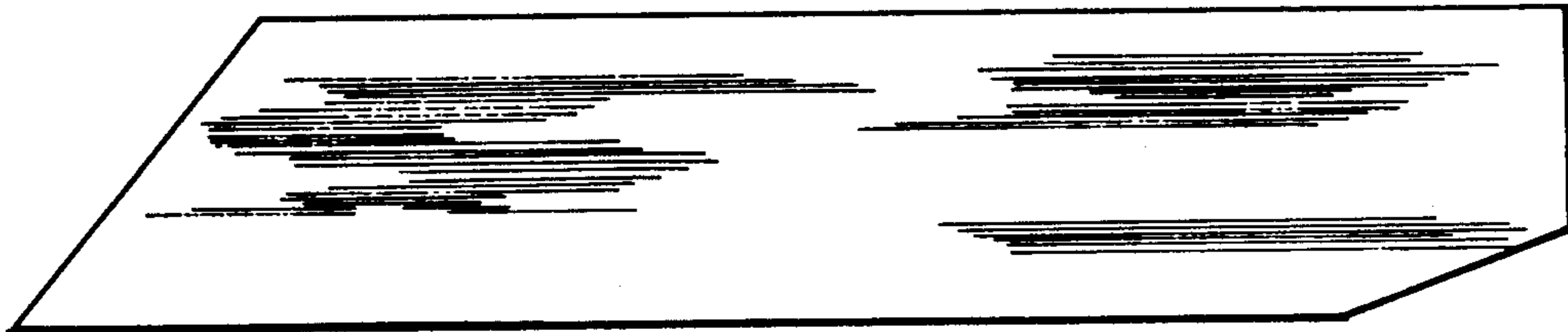


Fig. 4




Fig. 5




Fig. 6