

[54] TEMPOROMANDIBULAR JOINT PROSTHESIS

[76] Inventors: Charles Albert Homsy, 11526 Raintree Cir., Houston, Tex. 77024; John N. Kent, 5901 Wheeler, Metairie, La. 70003

[\*\*] Term: 14 Years

[21] Appl. No.: 704,135

[22] Filed: Jul. 12, 1976

[51] Int. Cl. .... D24-03

[52] U.S. Cl. .... D24/33; 3/1.91; 128/92 C

[58] Field of Search .... D24/33; 3/1.91; 128/92 C, 92 R, 334 R, 89 A, 87; 32/10 A

[56] References Cited

U.S. PATENT DOCUMENTS

D. 243,716	3/1977	Treace et al. ....	D24/33
3,488,779	1/1970	Christensen .....	3/1.91
3,579,643	5/1971	Morgan .....	3/1.91
3,720,959	3/1973	Hahn .....	128/92 C X

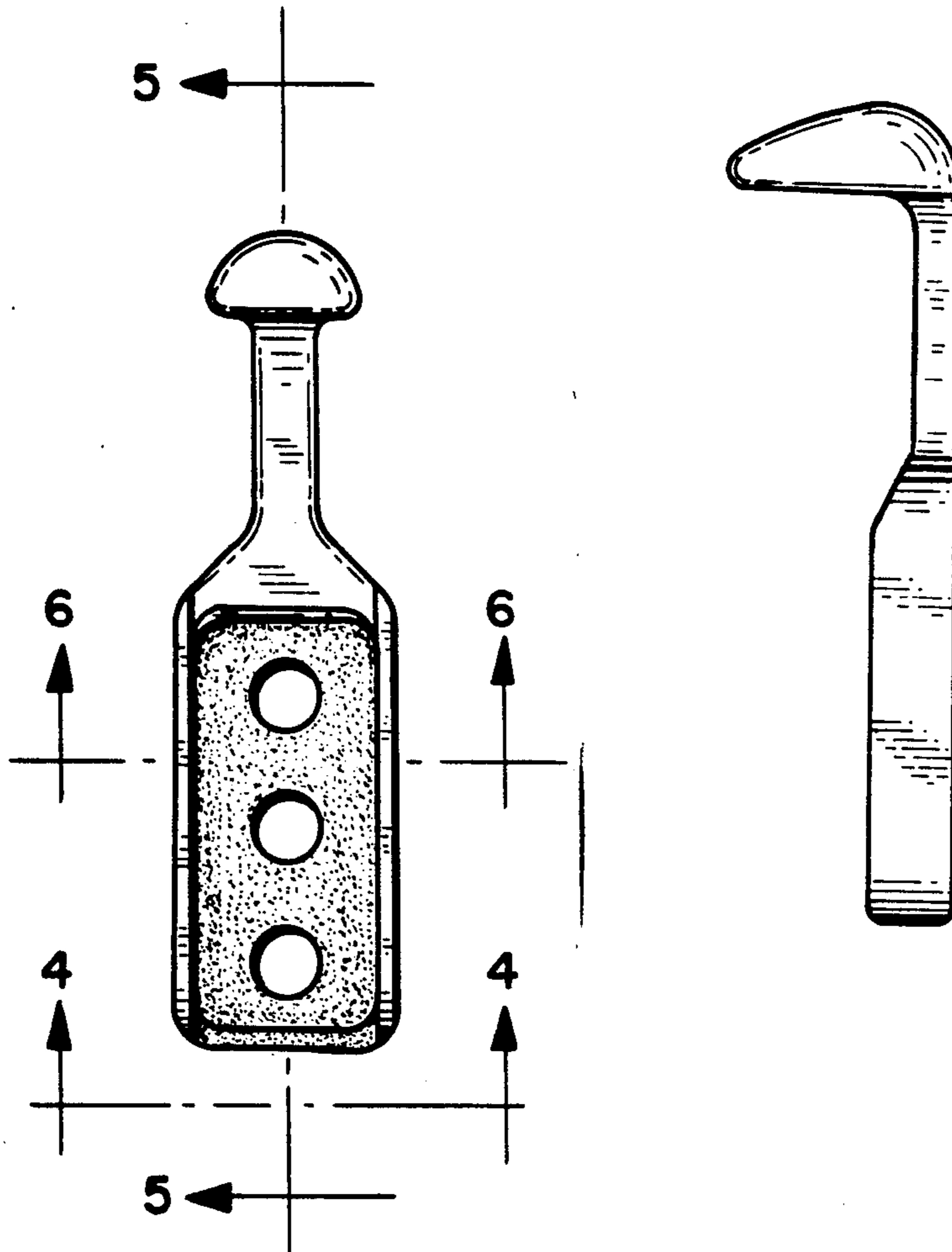
Primary Examiner—Bernard Ansher  
Attorney, Agent, or Firm—Michael P. Breston

[57] CLAIM

The ornamental design for a temporomandibular joint prosthesis, substantially as shown.

DESCRIPTION

FIG. 1 is a front elevation view of a temporomandibular joint prosthesis, showing our new design;  
FIG. 2 is a side elevation view;  
FIG. 3 is a rear elevation view;  
FIG. 4 is a bottom plan view along line 4—4 of FIG. 1;  
FIG. 5 is a cross sectional view on line 5—5 of FIG. 1; and  
FIG. 6 is a cross sectional view on line 6—6 of FIG. 1.



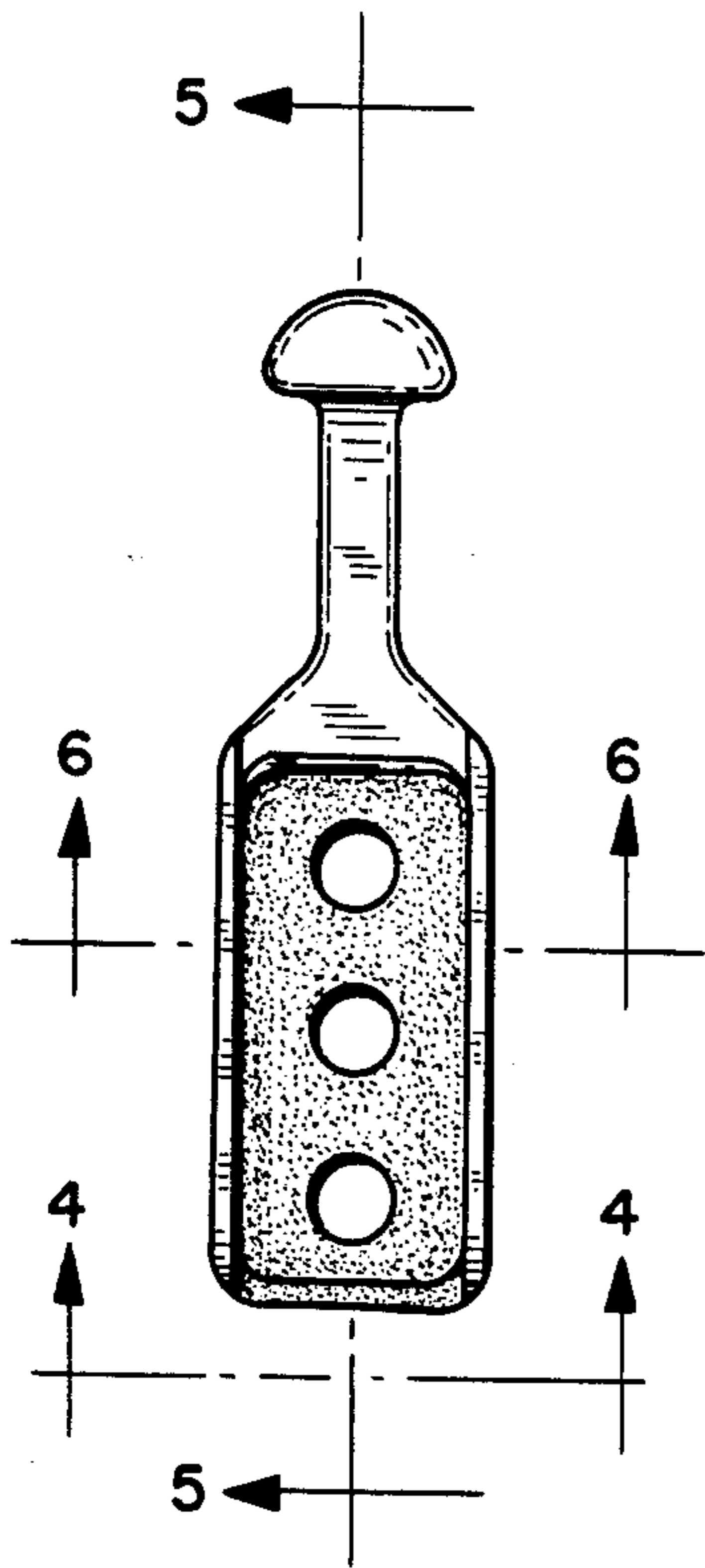


FIG. 1.



FIG. 2.

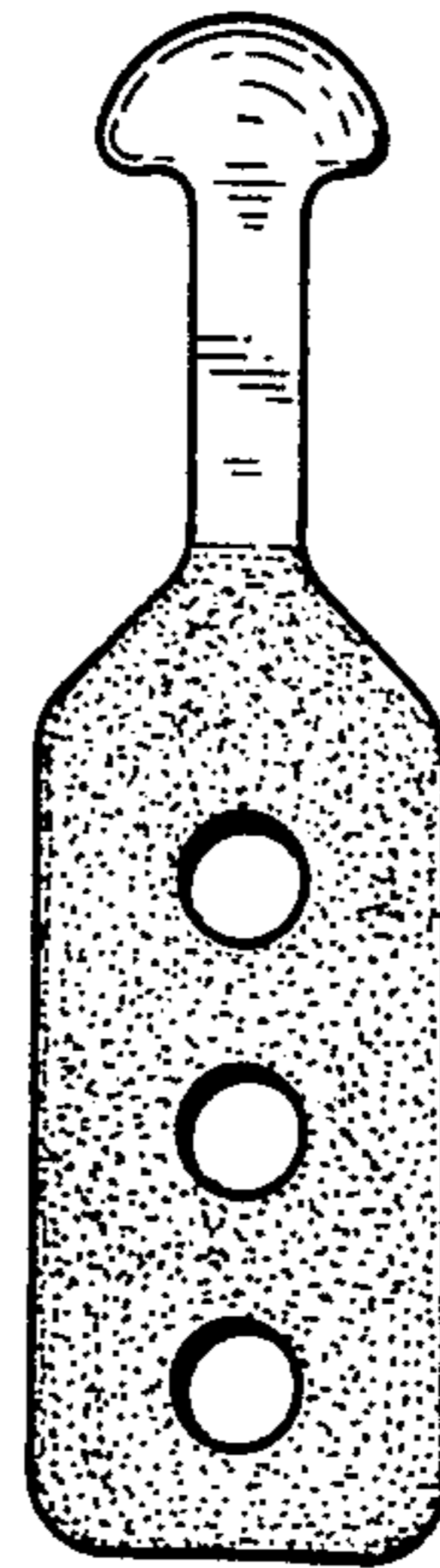


FIG. 3.

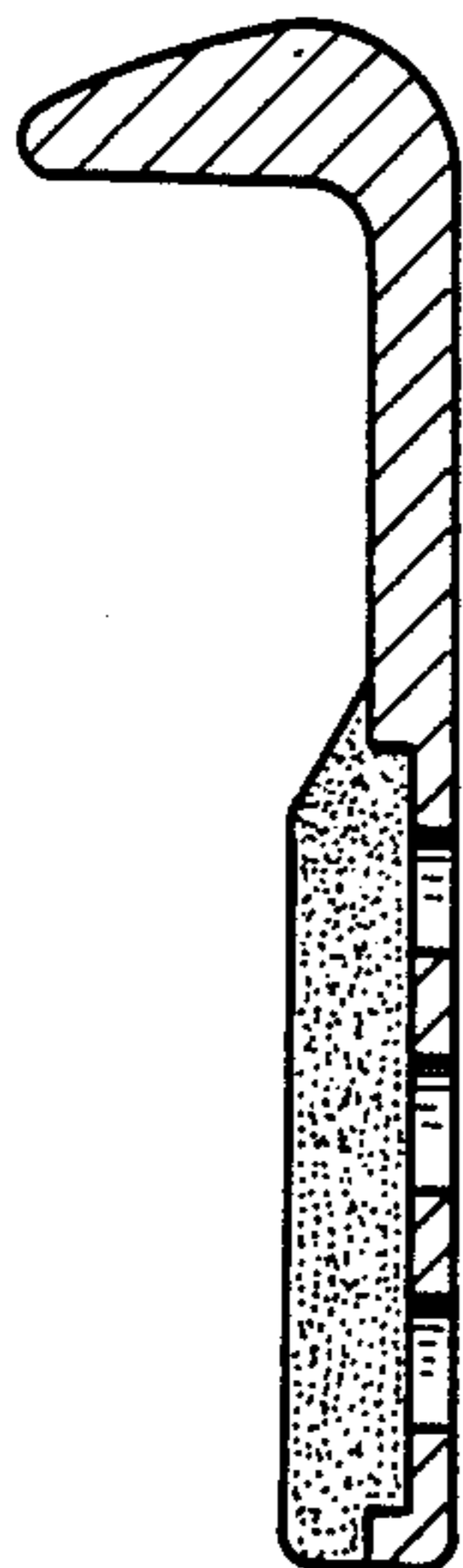


FIG. 5.




FIG. 4.




FIG. 6.