

[54] **INSULATOR FOR AN OPEN COIL
ELECTRIC HEATING UNIT**

[75] Inventor: **Carlisle Thweatt, Jr.**, Pulaski, Va.

[73] Assignee: **Emerson Electric Co.**, St. Louis, Mo.

[**] Term: **14 Years**

[21] Appl. No.: **731,329**

[22] Filed: **Oct. 12, 1976**

[51] Int. Cl. **D13-99**

[52] U.S. Cl. **D13/17**

[58] Field of Search **D23/82, 127, 133, 134,
D23/167; D13/17, 18; 219/532; 338/290, 304,
305, 317, 321; 174/138 J; 13/25**

[56] **References Cited**

U.S. PATENT DOCUMENTS

D. 59,369 10/1921 Moffat D13/18

D. 226,435 3/1973 Hackman D13/18

3,358,074 12/1967 Himes 174/138 J

3,668,303 6/1972 Alexander 174/138 J

3,860,788 1/1975 Staples 219/532

3,883,721 5/1975 Paulson et al. 174/138 J

3,916,153 10/1975 Jay et al. 174/138 J

Primary Examiner—James R. Largen
Attorney, Agent, or Firm—Michael Williams

[57] **CLAIM**

The ornamental design for an insulator for an open coil electric heating unit, substantially as shown.

DESCRIPTION

FIG. 1 is a front elevational view of an insulator for an open coil electric heating unit, showing my new design; FIG. 2 is a rear elevational view thereof, FIG. 3 is a side elevational view thereof, FIG. 4 is a cross sectional view taken on line 4-4 of FIG. 1, FIG. 5 is a front perspective view thereof, and FIG. 6 is a rear perspective view thereof.




FIG. 1.

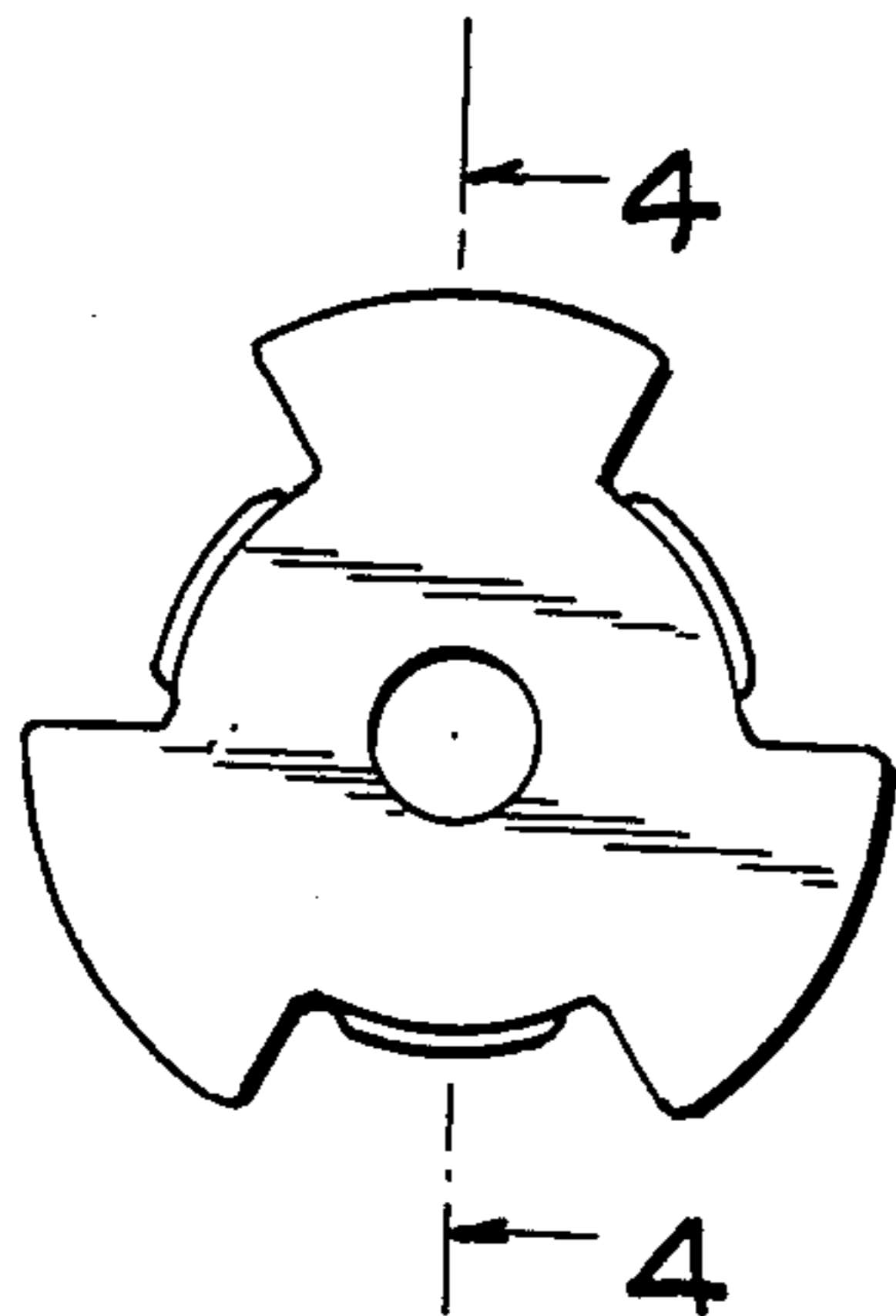


FIG. 2.

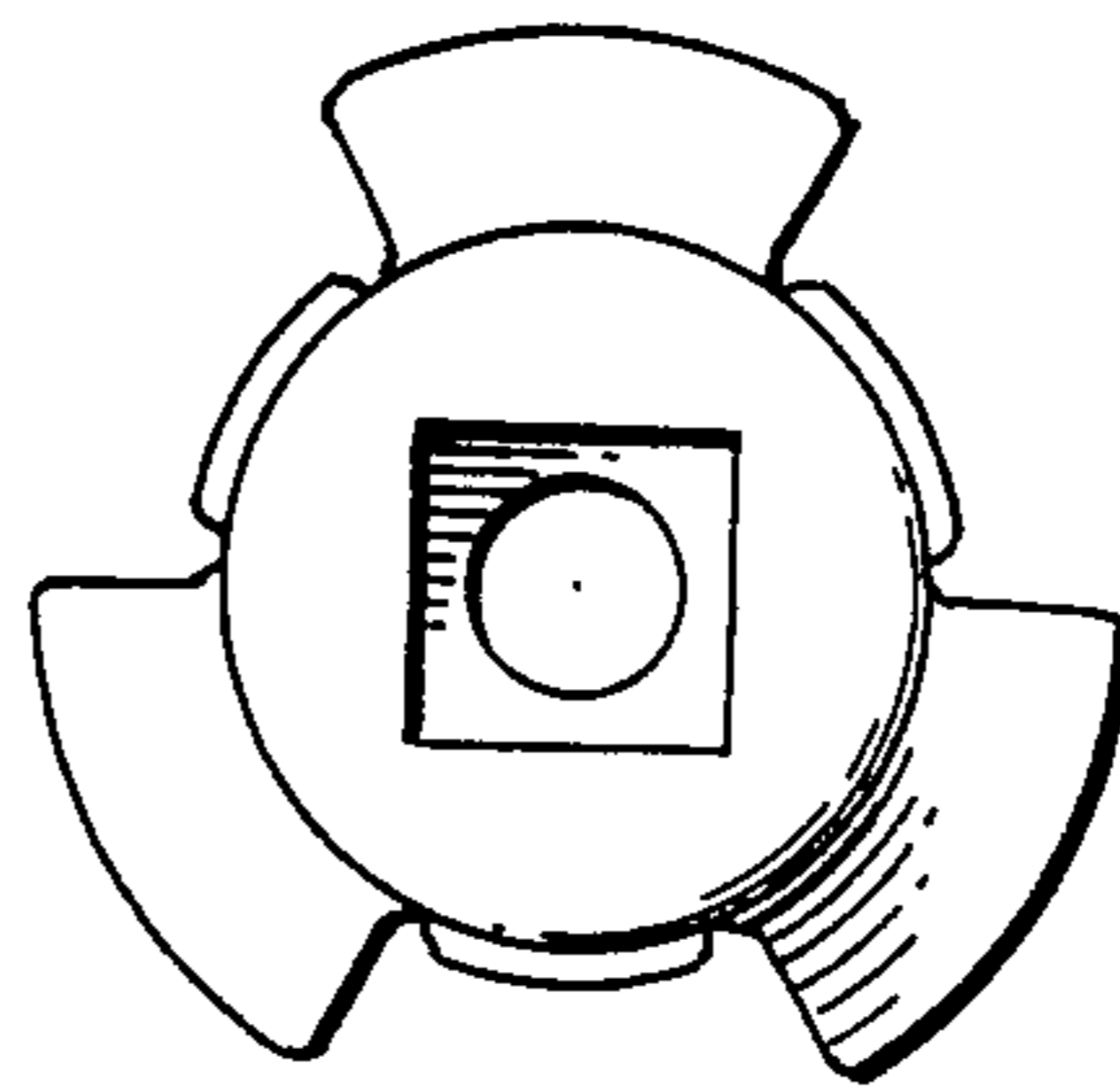


FIG. 3.




FIG. 4.

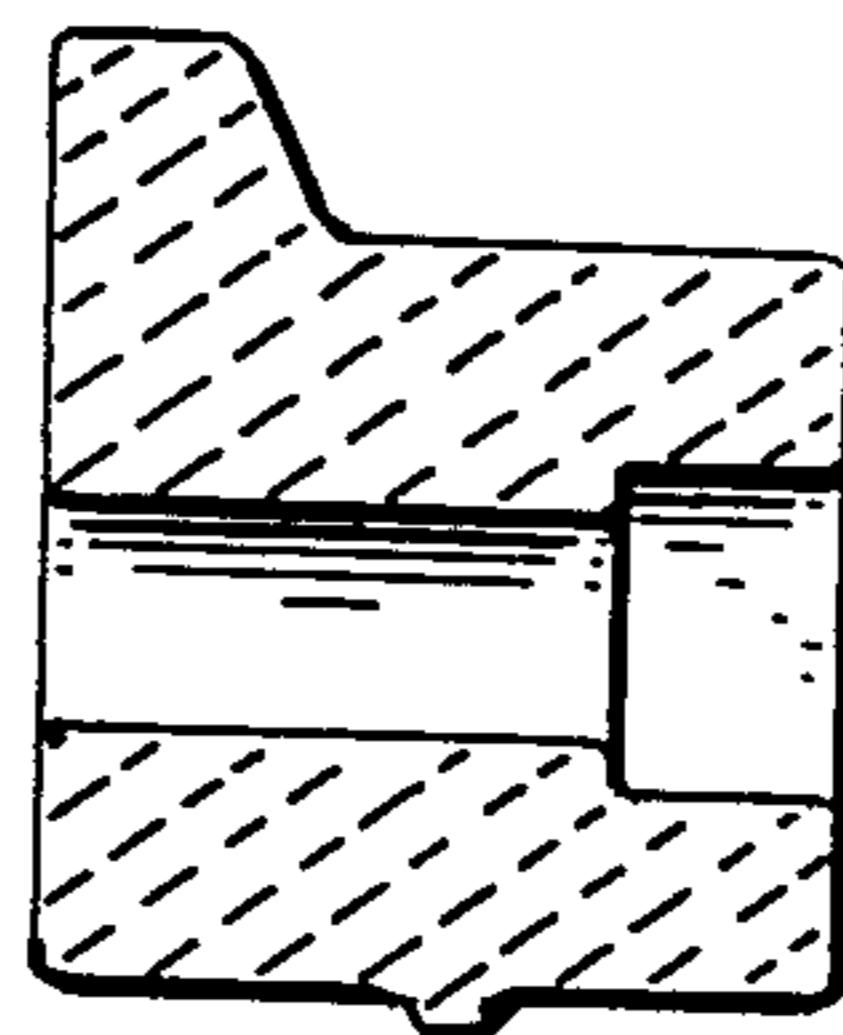


FIG. 5.

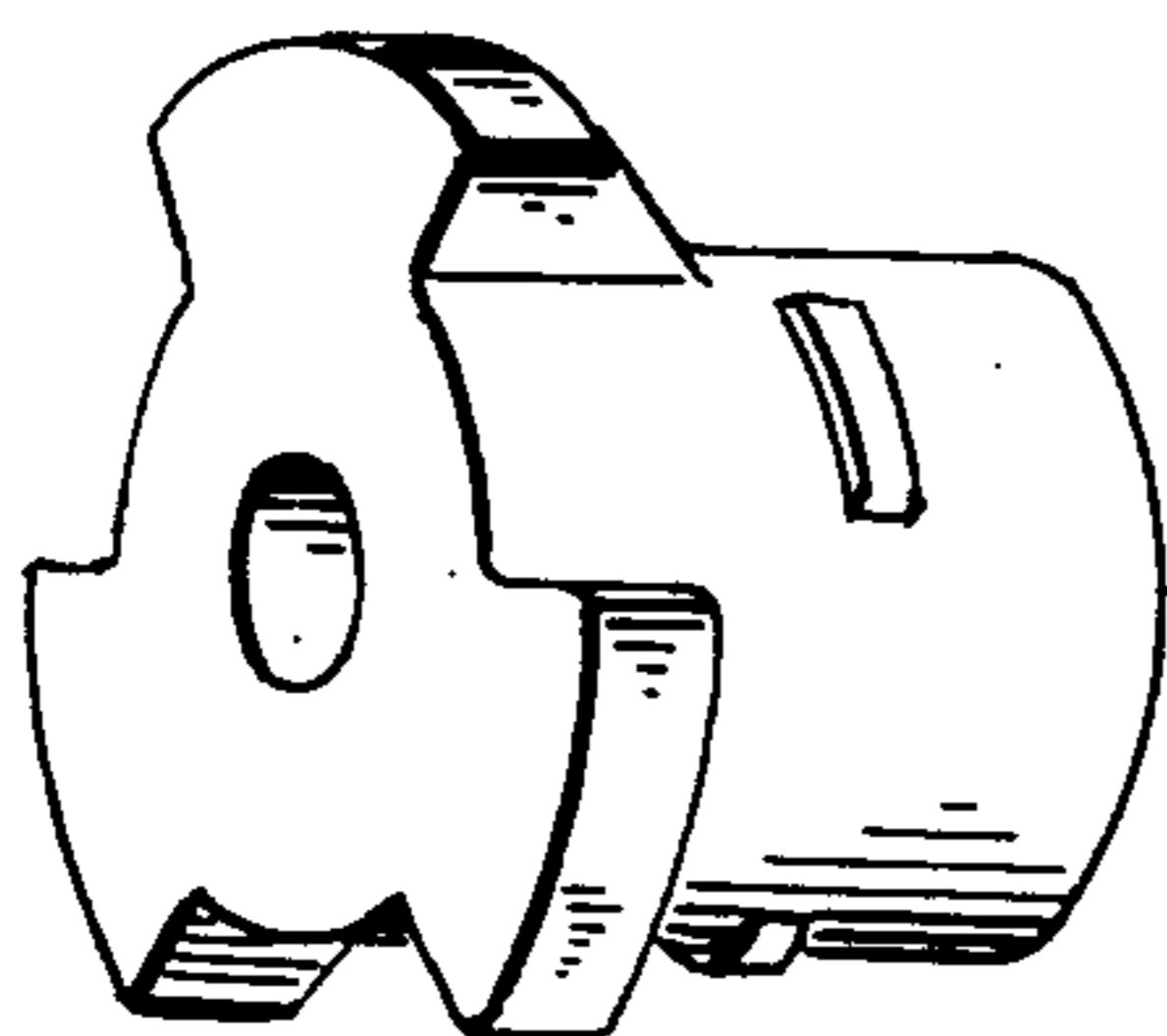


FIG. 6.

