

- [54] **INSULATOR FOR AN OPEN COIL
ELECTRIC HEATING UNIT**
- [75] **Inventor: Carlisle Thweatt, Jr., Pulaski, Va.**
- [73] **Assignee: Emerson Electric Co., St. Louis, Mo.**
- [**] **Term: 14 Years**
- [21] **Appl. No.: 731,327**
- [22] **Filed: Oct. 12, 1976**
- [51] **Int. Cl. D13-99**
- [52] **U.S. Cl. D13/17**
- [58] **Field of Search D23/82, 127, 132, 134,
D23/167; D13/17, 18; 219/532; 338/290, 304,
305, 317, 321; 174/138 J; 13/25**

D. 226,435	3/1973	Hackman	D13/18
1,698,282	1/1929	Simmons	338/290 X
2,096,582	10/1937	Gough	219/532
2,490,139	12/1949	Kuene	338/290 X
2,602,130	7/1952	Shaw	174/138 J X
3,610,882	10/1971	Omohundro	219/532 X
3,935,376	1/1976	Cooper et al.	174/138 J

Primary Examiner—James R. Largen
Attorney, Agent, or Firm—Michael Williams

[57] **CLAIM**

The ornamental design for an insulator for an open coil electric heating unit, substantially as shown.

DESCRIPTION

FIG. 1 is a front elevational view of an insulator for an open coil electric heating unit, showing my new design; FIG. 2 is a side elevational view thereof, FIG. 3 is a front perspective view thereof, and FIG. 4 is a rear perspective view thereof.

- [56] **References Cited**
U.S. PATENT DOCUMENTS

D. 59,369 10/1921 Moffat D13/18


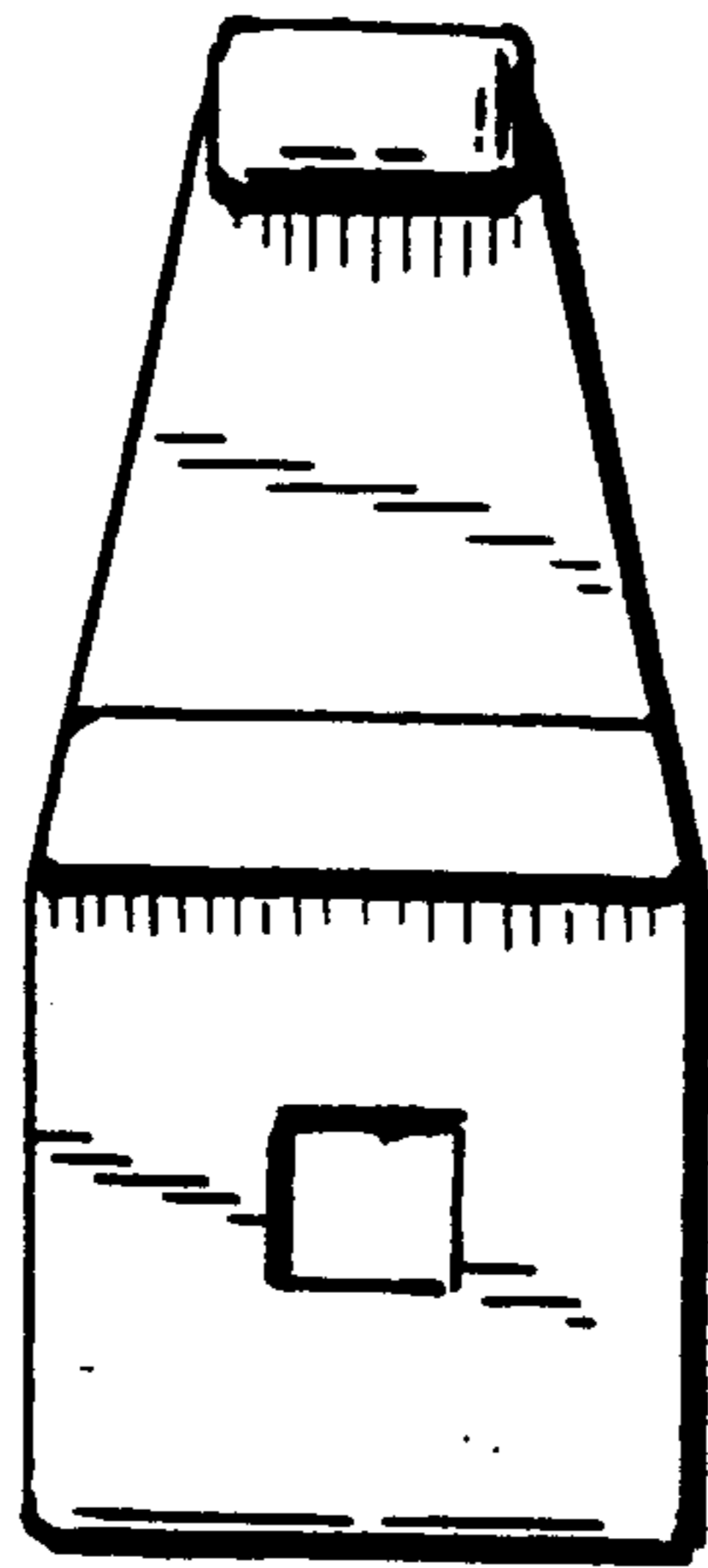


FIG. 1.

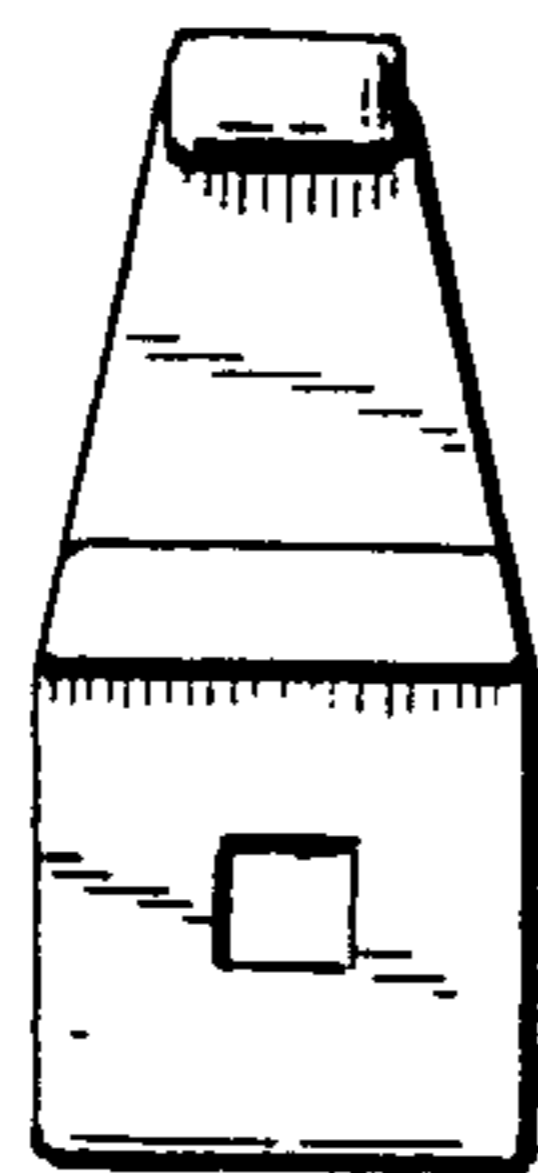


FIG. 2.

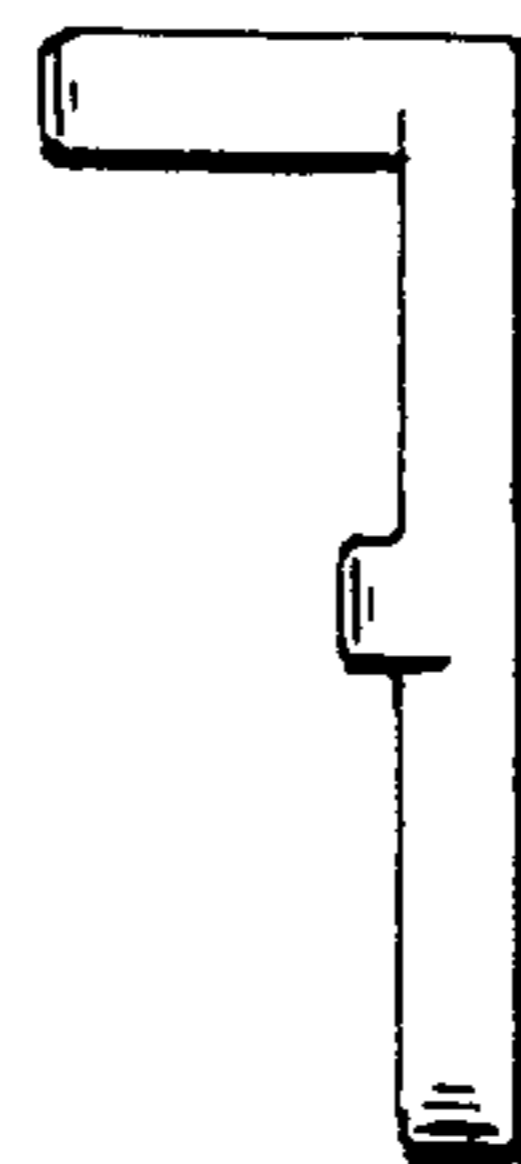


FIG. 3.

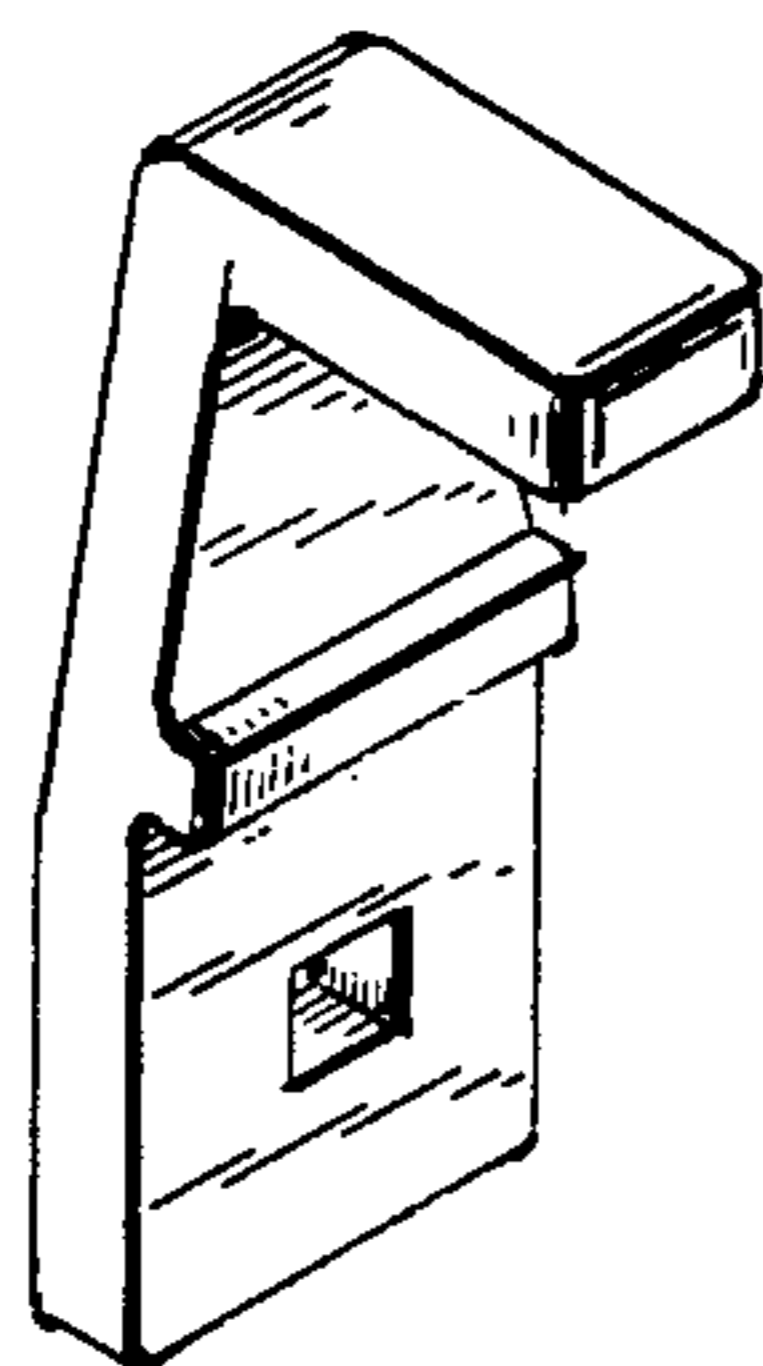


FIG. 4.

