

[54] GAS MAIN VALVE WRENCH

[76] Inventors: Thomas Pace, 2426 Beechwood Ave., San Jose, Calif. 95128; Keith R. Grammer, 809 Nebin Way, San Jose, Calif. 95113

[\*\*] Term: 3 Years

[21] Appl. No.: 778,489

[22] Filed: Mar. 17, 1977

[51] Int. Cl. .... D8-05

[52] U.S. Cl. .... D8/17

[58] Field of Search ..... D8/21, 28, 17; 81/121 R

[56] References Cited

U.S. PATENT DOCUMENTS

D. 130,756 12/1941 Howard ..... D8/17  
D. 234,451 3/1975 Bloom ..... D8/17

1,529,075 3/1925 McIntyre ..... 81/121 R X  
2,943,837 7/1960 Noble ..... 81/121 R X


Primary Examiner—Alan P. Douglas  
Attorney, Agent, or Firm—Claude A. S. Hamrick

[57] CLAIM

The ornamental design for a gas main valve wrench, substantially as shown and described.

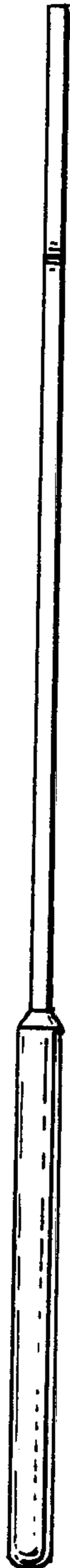
DESCRIPTION

FIG. 1 is a top plan view of a gas main valve wrench showing our new design;  
FIG. 2 is a left side elevation view of the gas main valve wrench shown in FIG. 1, the right side, not shown, appearing substantially identical thereto;  
FIG. 3 is a front elevation view of the gas main valve wrench shown in FIG. 1, the rear elevation, not shown, being a mirror image thereof; and  
FIG. 4 is a bottom plan view of the gas main valve wrench shown in FIG. 1.






*Fig. 1*



*Fig. 2*



*Fig. 3*



*Fig. 4*