

[54] TELEPHONE ELECTROCARDIOGRAM TRANSMITTING EQUIPMENT CASE

[75] Inventor: Ronald R. Gorke, Maplewood, Minn.

[73] Assignee: Medtronic, Inc., Minneapolis, Minn.

[**] Term: 14 Years

[21] Appl. No.: 818,641

[22] Filed: Jul. 25, 1977

[51] Int. Cl. D24-02

[52] U.S. Cl. D24/8; 128/2.06 R

[58] Field of Search D24/8; 128/2.06 R, 405

[56]

References Cited

U.S. PATENT DOCUMENTS

D. 229,111	11/1973	Avery	D24/8
D. 240,463	7/1976	Jordan	D24/8
3,872,251	3/1975	Auerbach et al.	128/2.06 R
3,991,747	11/1976	Stanly et al.	128/2.06 R

Primary Examiner—Bernard Ansher
Attorney, Agent, or Firm—Joseph F. Breimayer

[57]

CLAIM

The ornamental design for telephone electrocardiogram transmitting equipment case, as shown.

DESCRIPTION

FIG. 1 is a front elevational view thereof;
FIG. 2 is a top plan view thereof;
FIG. 3 is a bottom plan view thereof;
FIG. 4 is a side elevational view thereof; and
FIG. 5 is a rear elevational view thereof.


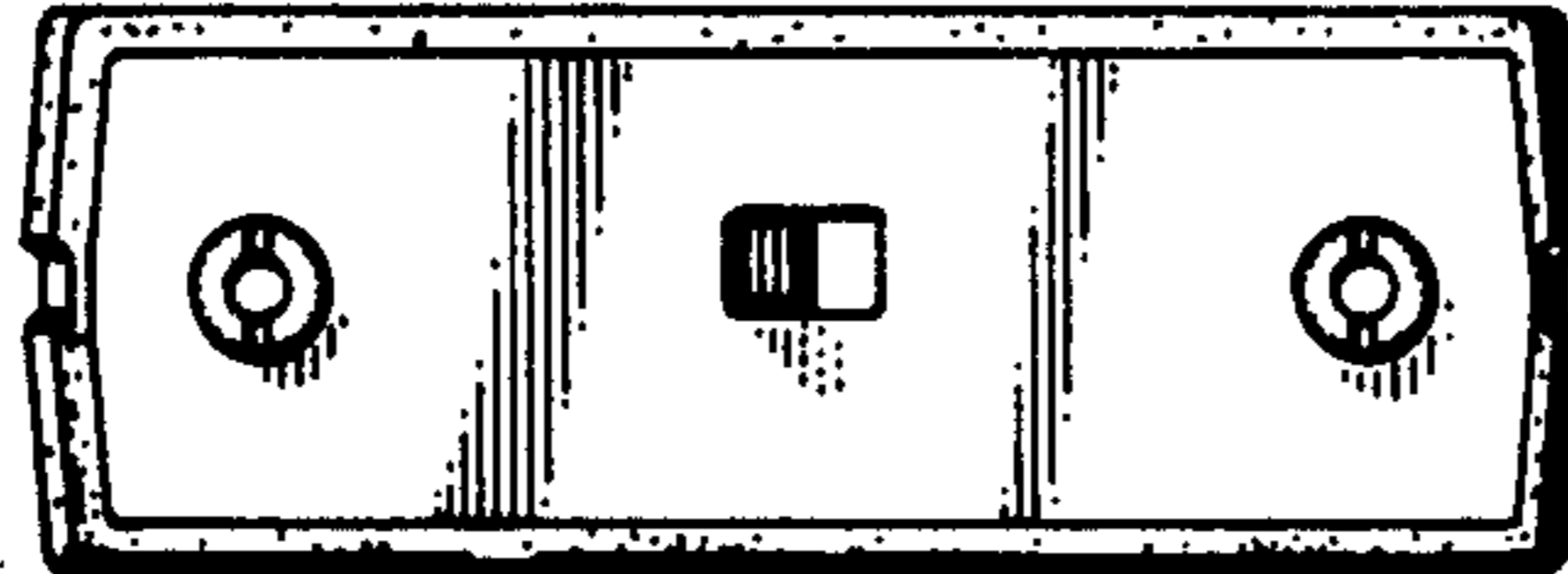


Fig. 2

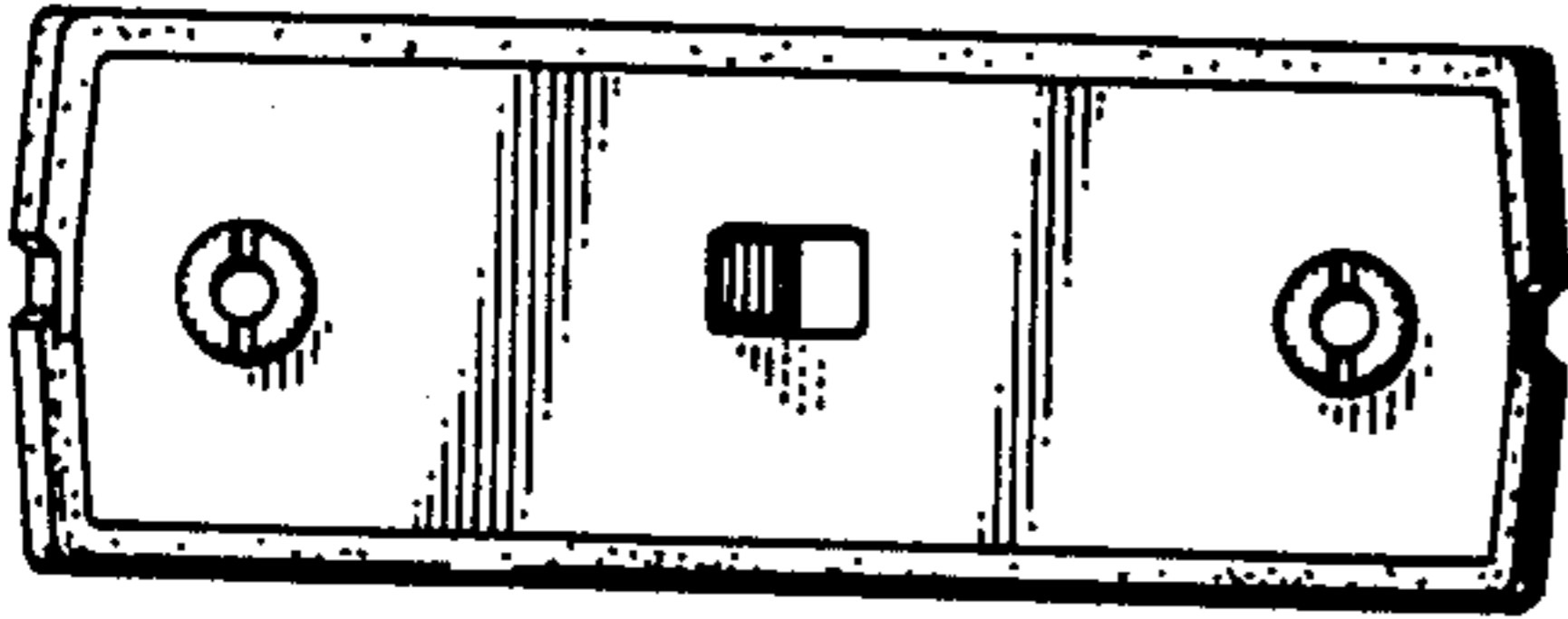


Fig. 1

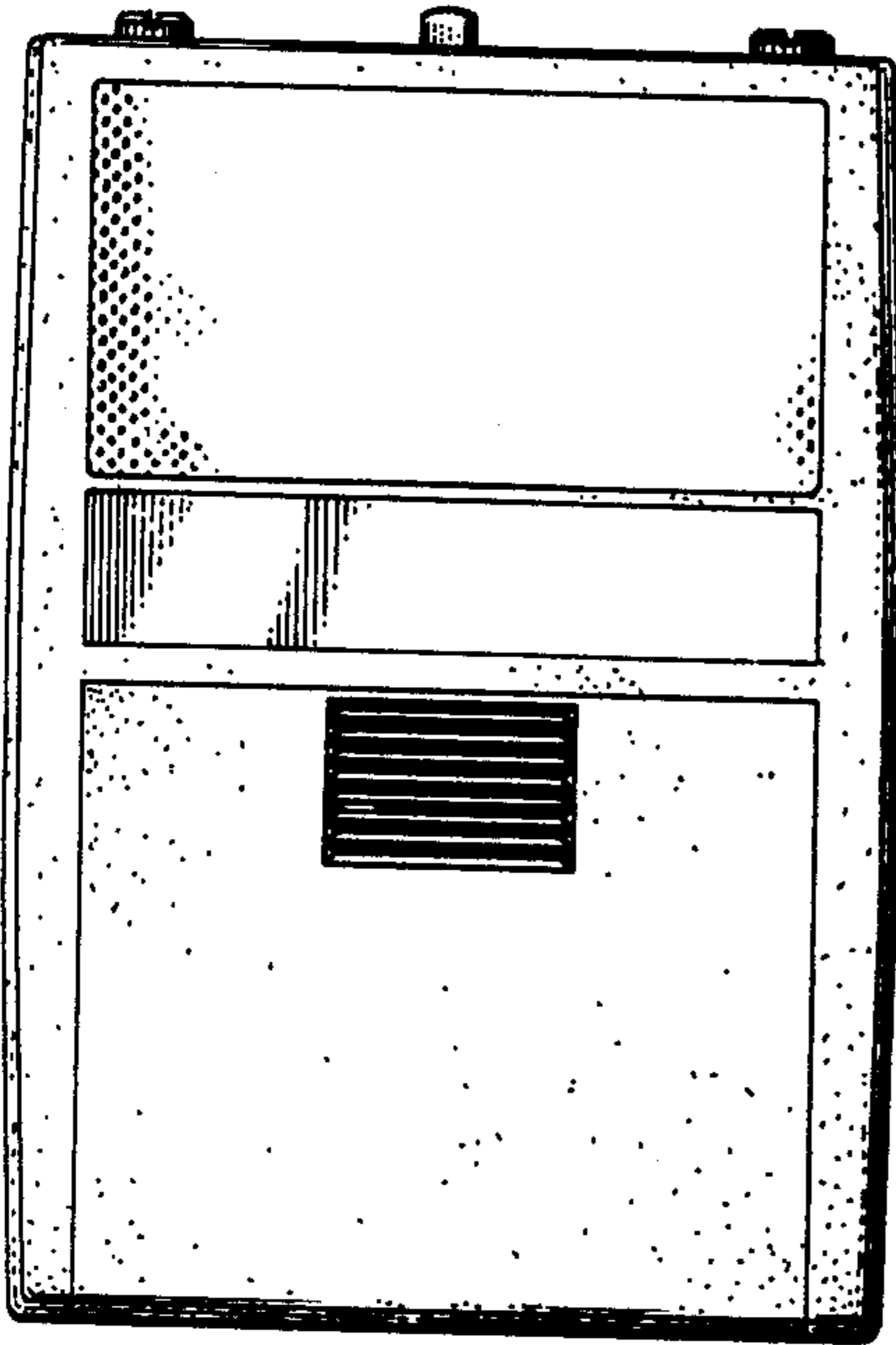


Fig. 4



Fig. 5




Fig. 3

