

[54] COMBINED CLOSURE FLAP AND LOCK FOR LUGGAGE OR THE LIKE

3,078,896 2/1963 Abrams 150/1.6
3,319,743 5/1967 Pelavin et al. 70/68

[75] Inventor: Michael Davis, New Castle, Pa.

FOREIGN PATENT DOCUMENTS

[73] Assignee: Airway Industries, Inc., Ellwood City, Pa.

108,032 6/1958 Pakistan 70/68

[*] Notice: The portion of the term of this patent subsequent to Jan. 4, 1991, has been disclaimed.

Primary Examiner—Joel Stearman
Assistant Examiner—George P. Word
Attorney, Agent, or Firm—Eugene F. Buell

[**] Term: 14 Years

[57] CLAIM

[21] Appl. No.: 621,366

The ornamental design for a combined closure flap and lock for luggage or the like, as shown and described.

[22] Filed: Oct. 8, 1975

DESCRIPTION

[51] Int. Cl. D8-07

FIG. 1 is a perspective view of a combined closure flap and lock for luggage or the like showing my new design with the parts in normal operative position, it being understood that the bottom of the lock member is plain and unornamented.

[52] U.S. Cl. D8/336

[58] Field of Search D8/122-130;
D87/5 B, 5 F, 5 G; 150/1.6; 70/68

FIG. 2 is a perspective view thereof with the hasp on the closure flap disengaged from the lock and the flap folded back exposing the stud; and

[56] References Cited

U.S. PATENT DOCUMENTS

2,969,822 1/1961 Stein 150/1.6

FIG. 3 is an enlarged scale top plan view thereof in an operative position.

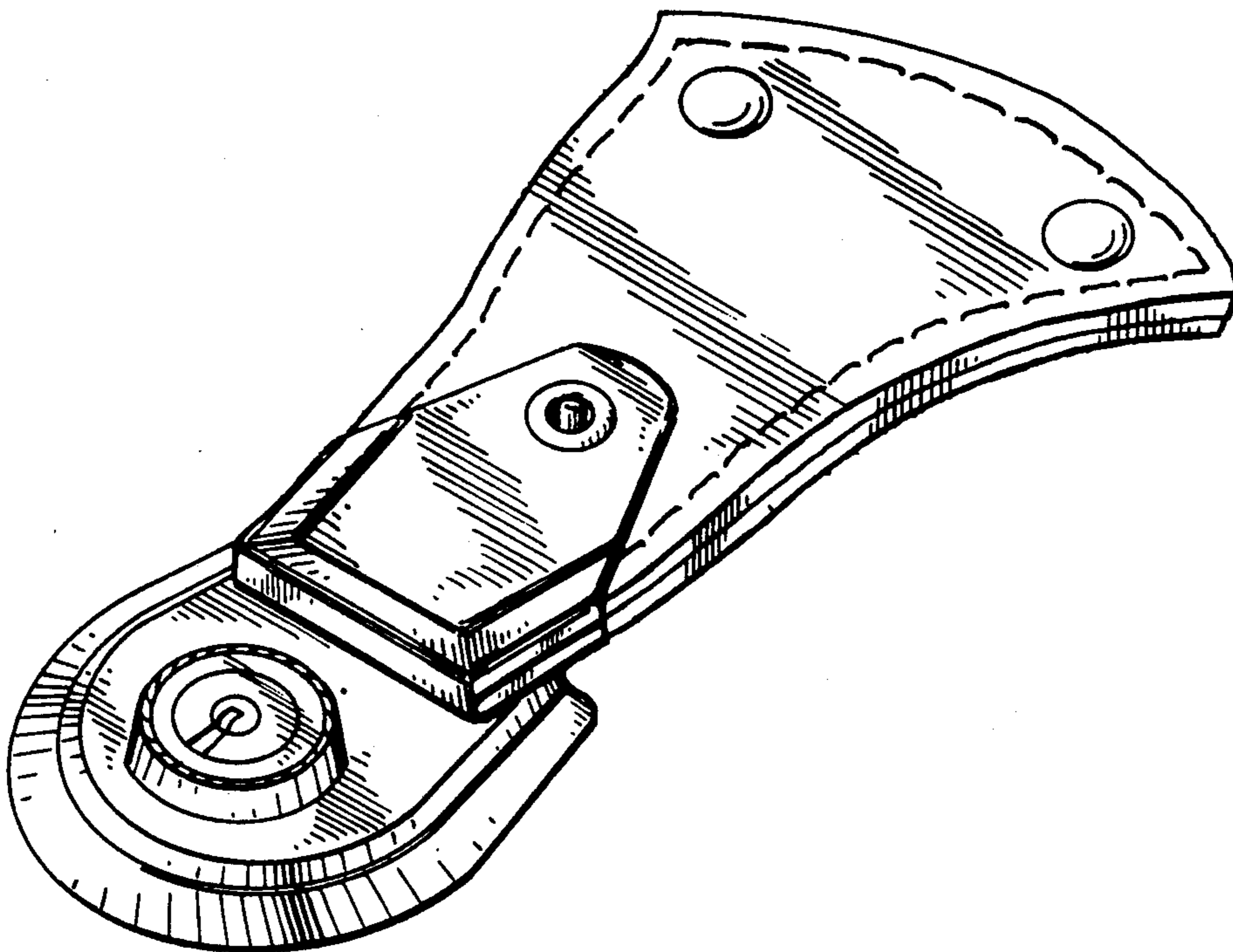


Fig. 1.

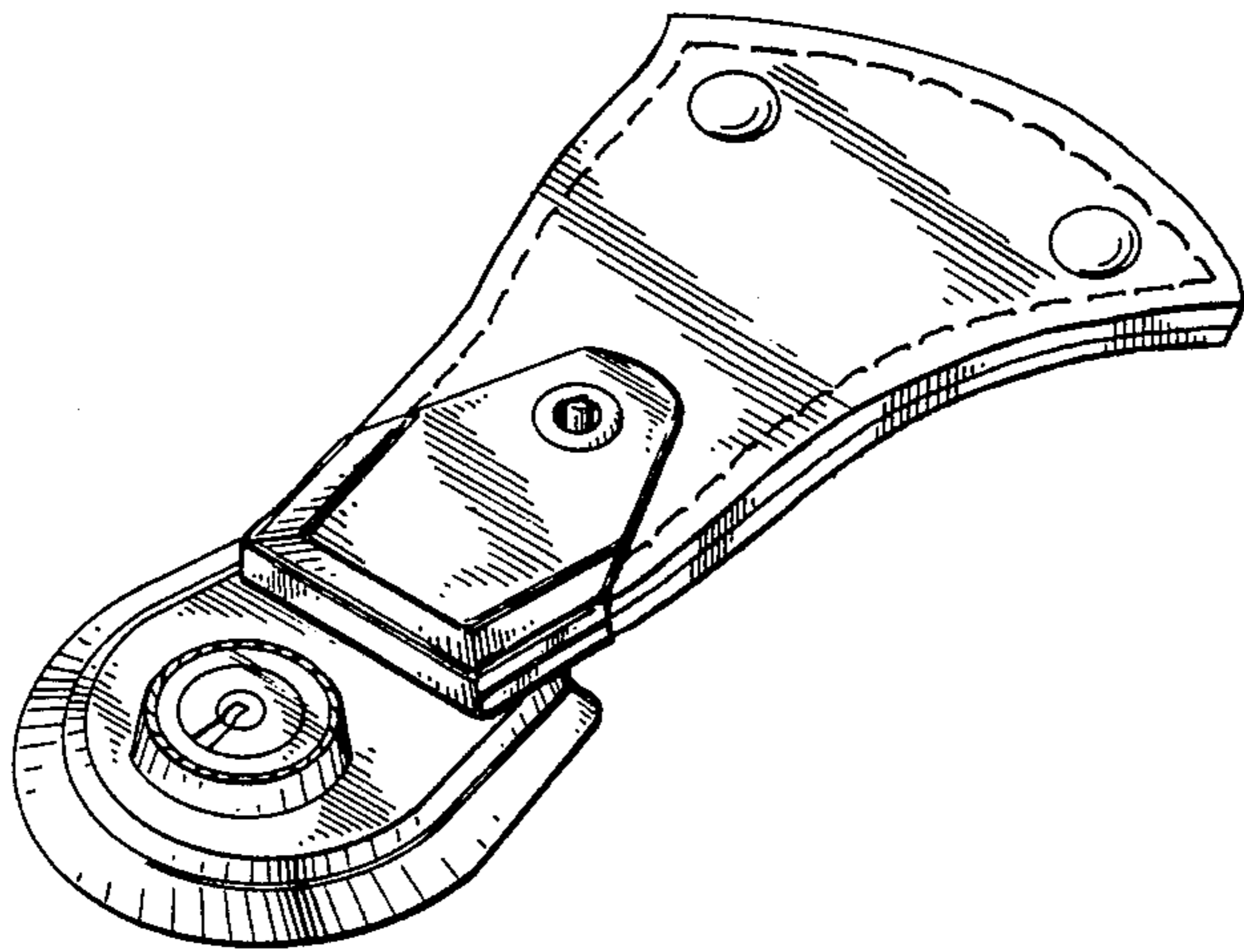


Fig. 2.

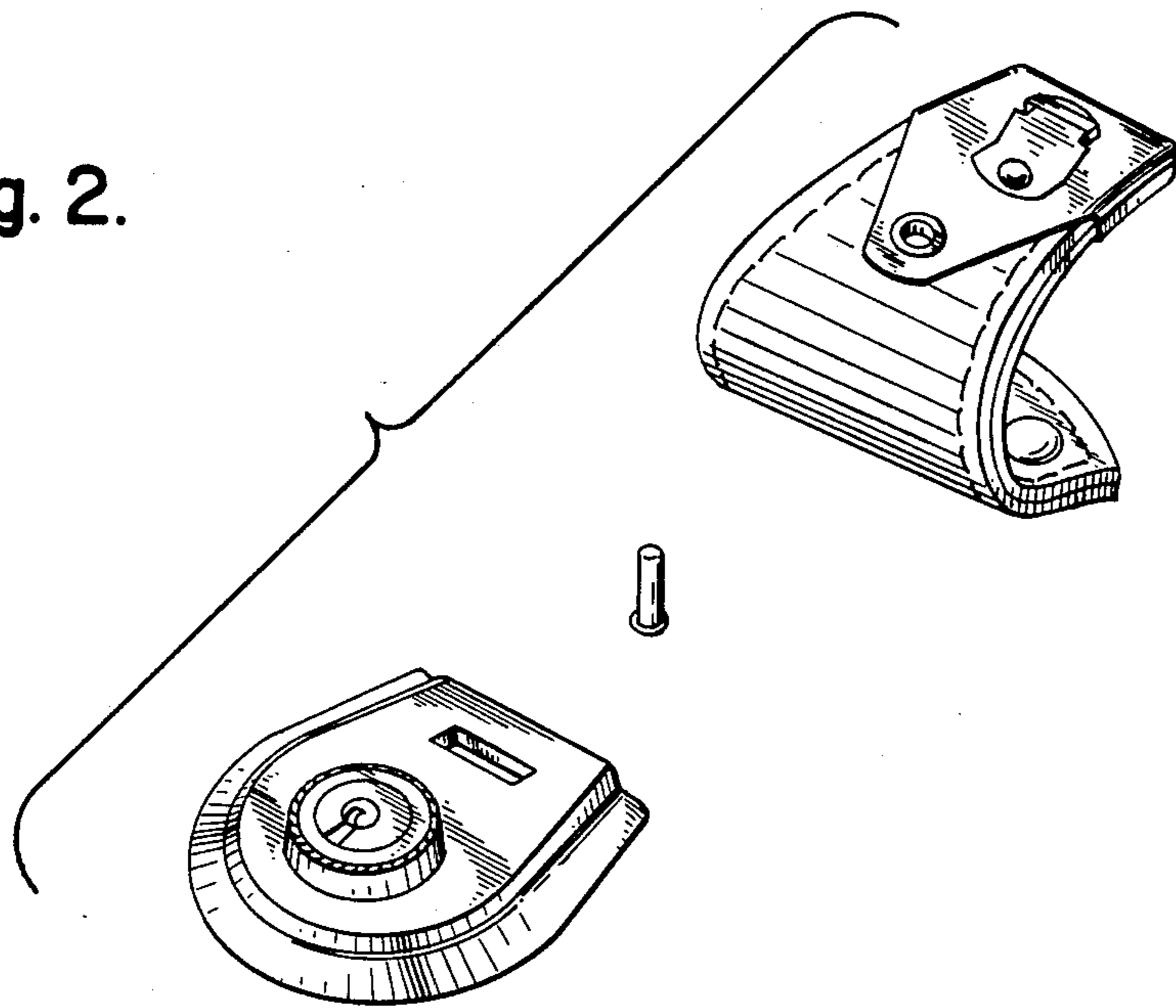


Fig. 3.

