

[54] **KEY HANGER**  
[76] **Inventor:** Robert T. Olson, Rt. #2, Box 452,  
Wisconsin Dells, Wis.  
[\*\*] **Term:** 14 Years  
[21] **Appl. No.:** 720,956  
[22] **Filed:** Sep. 7, 1976  
[51] **Int. Cl.** ..... D2-07  
[52] **U.S. Cl.** ..... D2/400  
[58] **Field of Search** ..... D2/400; D87/8, 8.1;  
224/5 R; 24/3 K, 3 J, 3 L, 84 B

[56] **References Cited**  
**U.S. PATENT DOCUMENTS**  
1,364,709 1/1921 Butler ..... 24/3 K  
1,432,016 10/1922 Crawford ..... 24/3 K

1,609,347 12/1926 Dec ..... 24/3 K  
3,357,615 12/1967 Hill ..... 24/3 K

**FOREIGN PATENT DOCUMENTS**

1,135,429 4/1957 France ..... D2/442 X

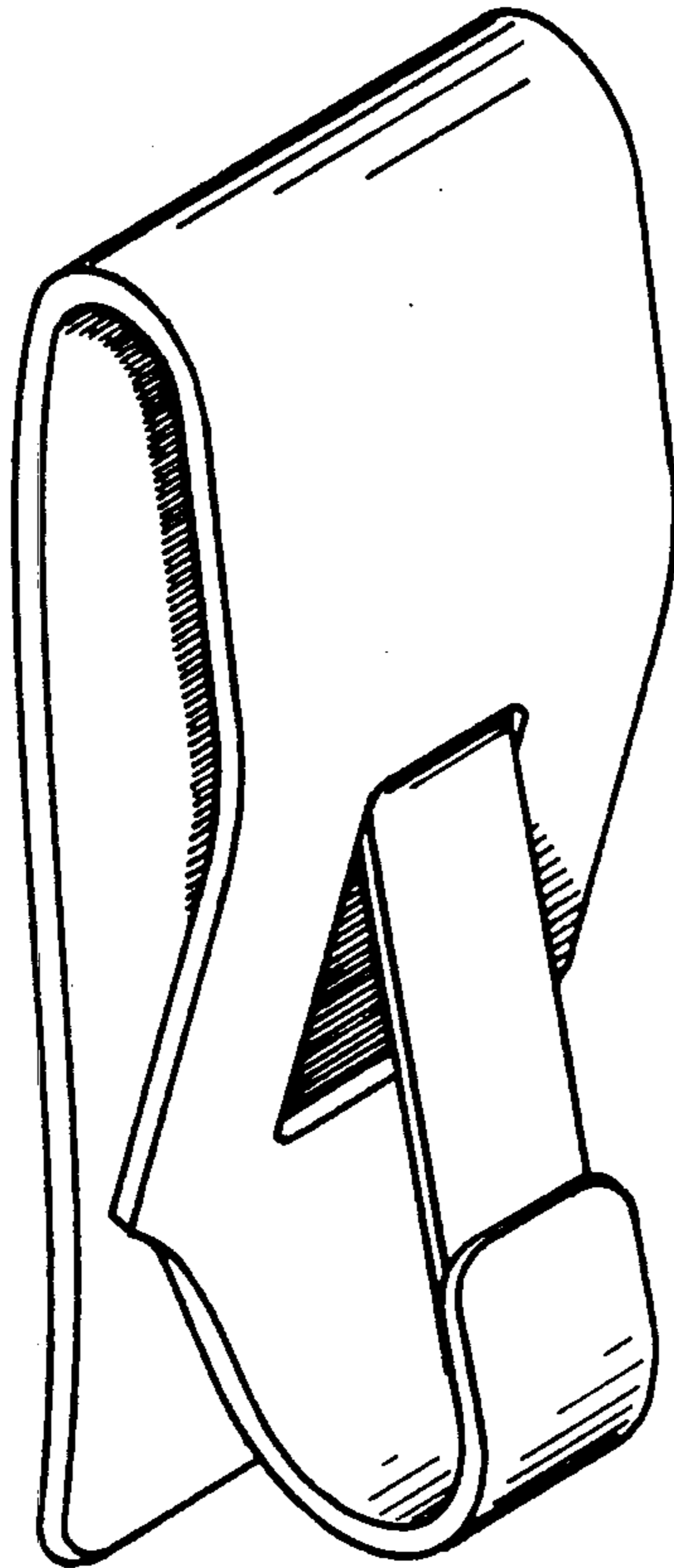
*Primary Examiner*—Nelson C. Holtje  
*Attorney, Agent, or Firm*—Theodore J. Long

[57] **CLAIM**

The ornamental design for a key hanger, as shown.

**DESCRIPTION**

FIG. 1 is a front isometric view of a key hanger showing my new design;  
FIG. 2 is a front elevational view thereof;  
FIG. 3 is a right side elevational view thereof;  
FIG. 4 is a top plan view thereof;  
FIG. 5 is a bottom plan view thereof;  
FIG. 6 is a rear elevational view thereof.



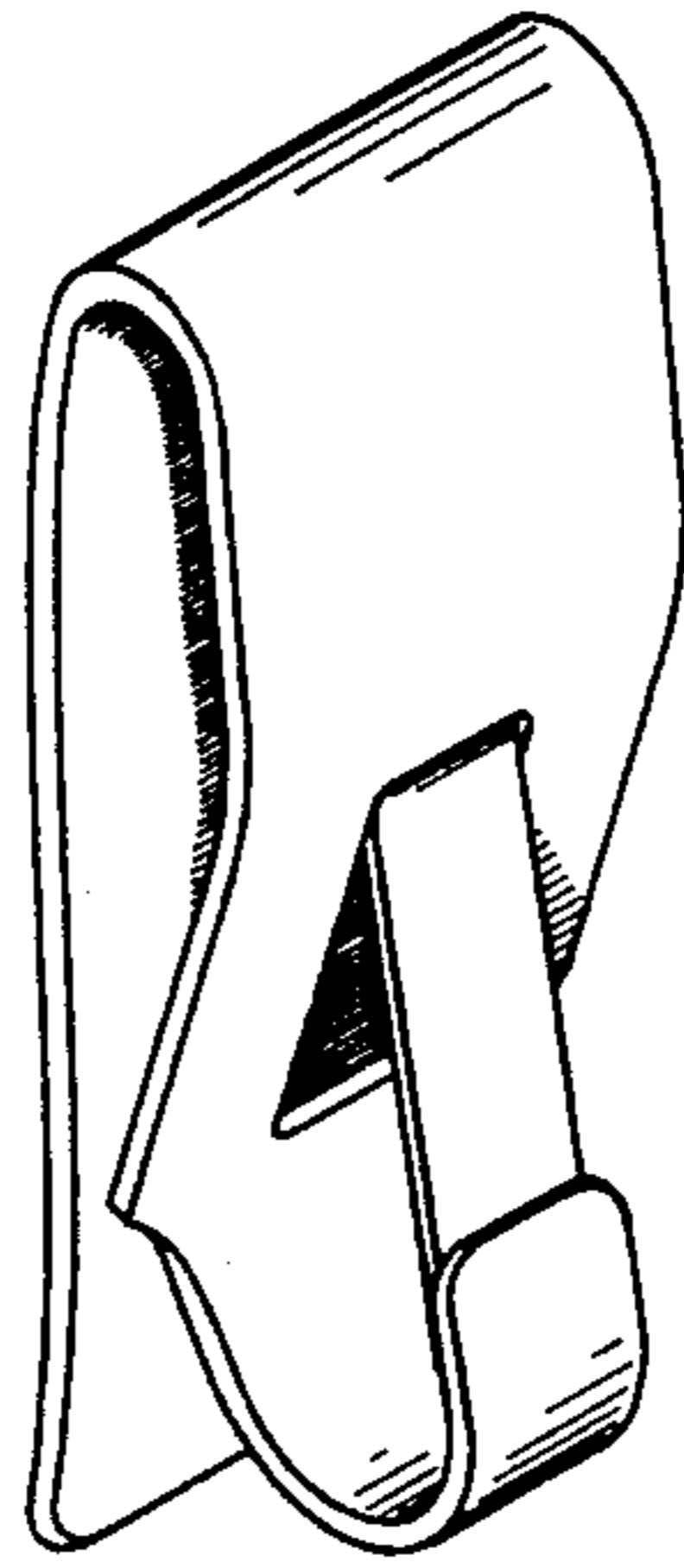


FIG. 1




FIG. 2

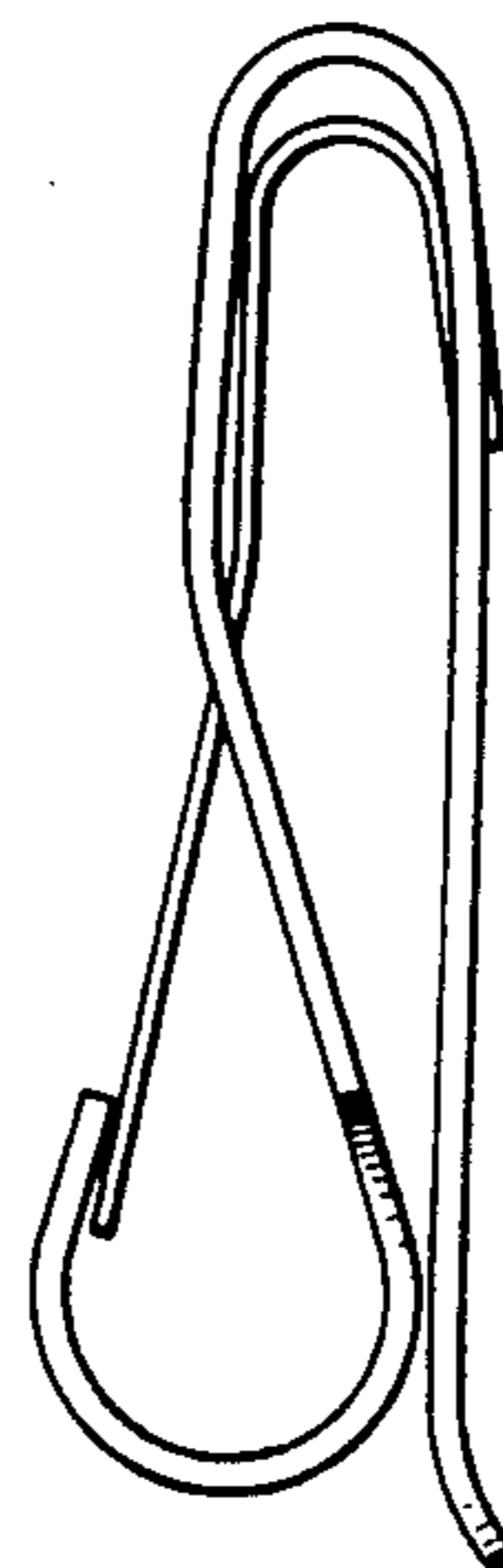


FIG. 3




FIG. 4




FIG. 5




FIG. 6