

[54] SYRINGE SHIELD

[76] Inventor: James M. Reiss, P.O. Box 657, Center Moriches, N.Y. 11934

[**] Term: 14 Years

[21] Appl. No.: 677,316

[22] Filed: Apr. 15, 1976

[51] Int. Cl. D24-02; D24-99

[52] U.S. Cl. D24/25; 128/215

[58] Field of Search 128/215, 272.3, 218 F, 128/218 P, 2 A; D24/24, 25; 250/515, 108, 432, 506

[56] References Cited

U.S. PATENT DOCUMENTS

3,820,541 6/1974 Langan 128/215
3,973,554 8/1976 Tipton 128/215 X

3,993,063 11/1976 Larrabee 128/215



Primary Examiner—Bernard Ansher
Attorney, Agent, or Firm—Charles E. Temko

[57] CLAIM

The ornamental design for a syringe shield, substantially as shown.

DESCRIPTION

FIG. 1 is a front elevational view of a syringe shield showing my new design;
FIG. 2 is a side elevational view thereof, as seen from the right hand portion of FIG. 1;
FIG. 3 is a rear elevational view thereof;
FIG. 4 is a side elevational view thereof showing the side opposite that seen in FIG. 2;
FIG. 5 is a top plan view thereof;
FIG. 6 is a bottom plan view thereof; and
FIG. 7 is a vertical central sectional view as seen from the plane 7-7 in FIG. 1.



UNITED STATES PATENT OFFICE Page 1 of 2
CERTIFICATE OF CORRECTION

Patent No. Des. 248,491 Dated July 11, 1978

Inventor(s) James M. Reiss

It is certified that error appears in the above-identified patent and that said Letters Patent are hereby corrected as shown below:

Delete the one sheet of drawing and substitute the attached sheet of drawing therefore.

This Certificate apply to the Grant, exclusively.

Signed and Sealed this
Twenty-third Day of January 1979


[SEAL]

Attest:

RUTH C. MASON
Attesting Officer

DONALD W. BANNER
Commissioner of Patents and Trademarks

7H



7H
FIG. 1




FIG. 2

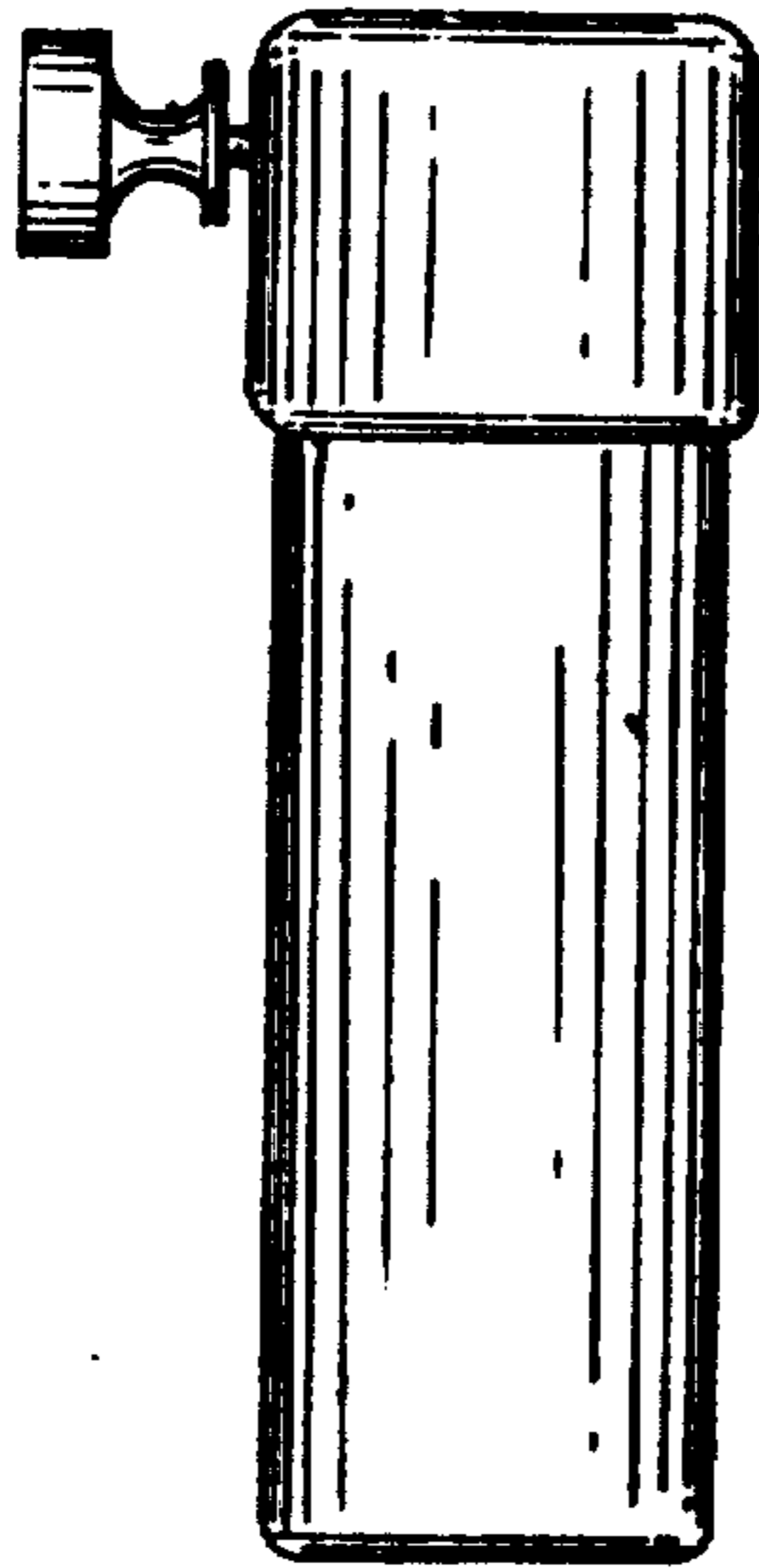


FIG. 3




FIG. 4

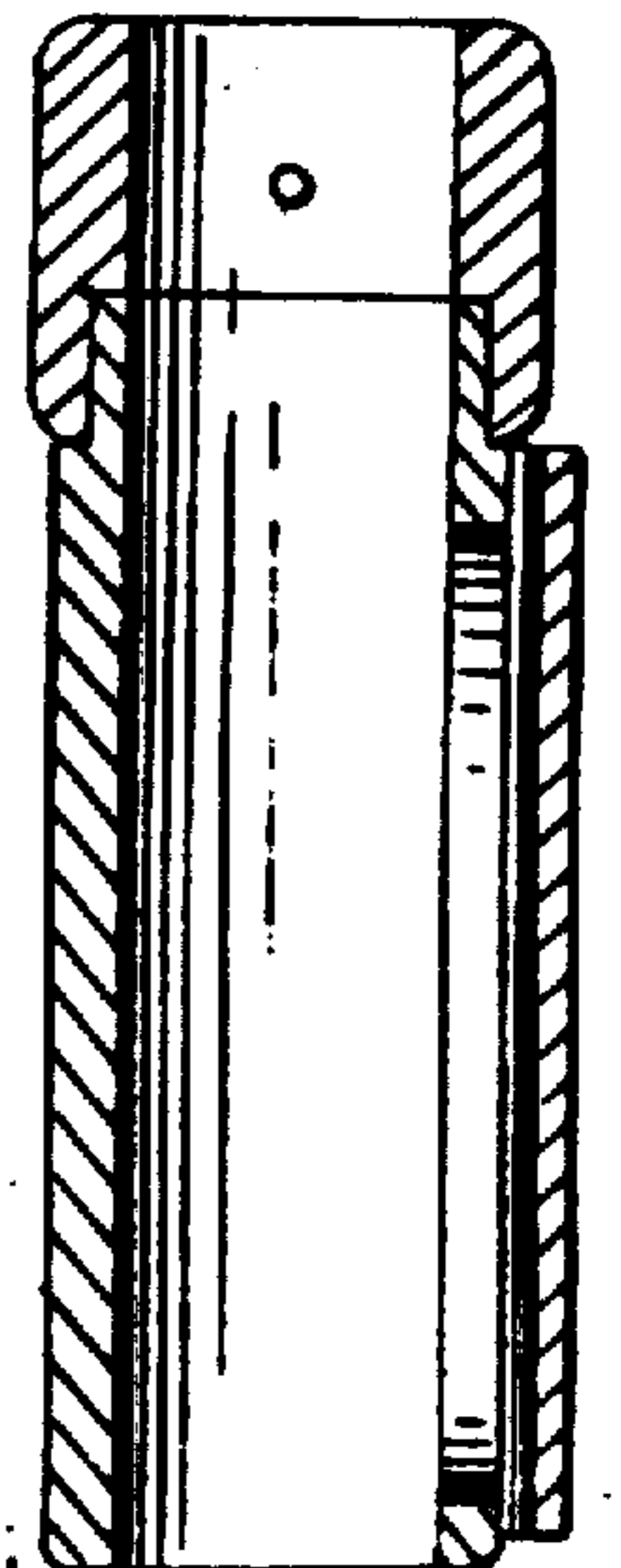


FIG. 7

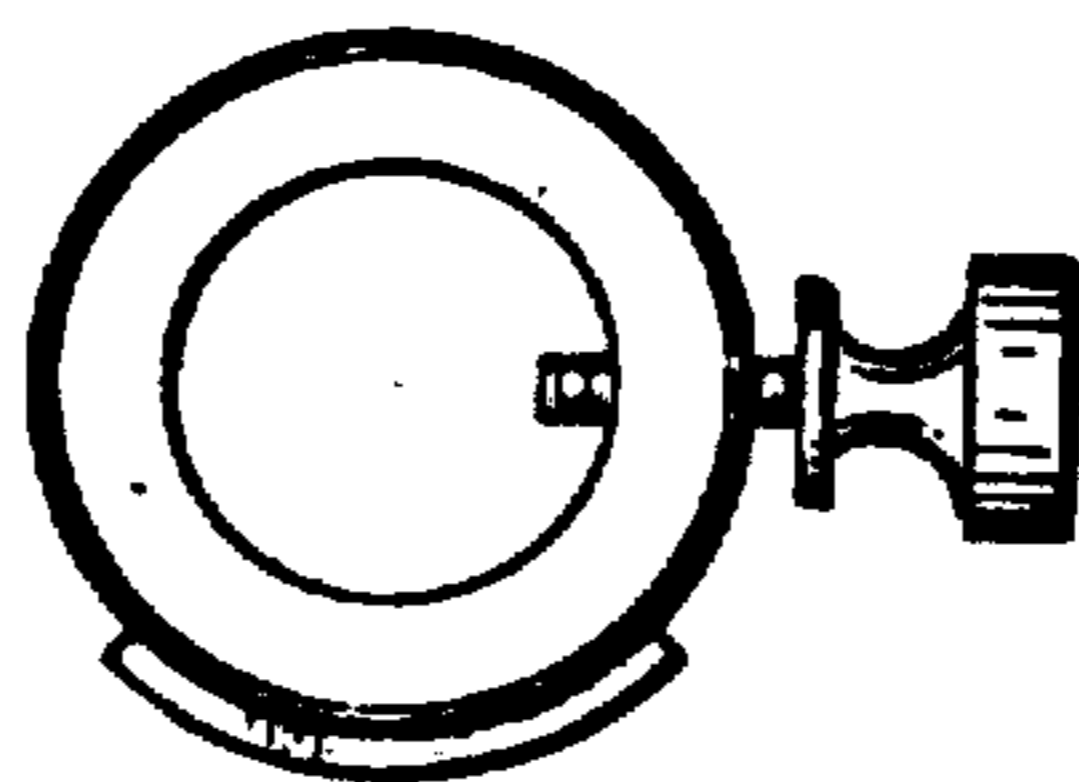


FIG. 5

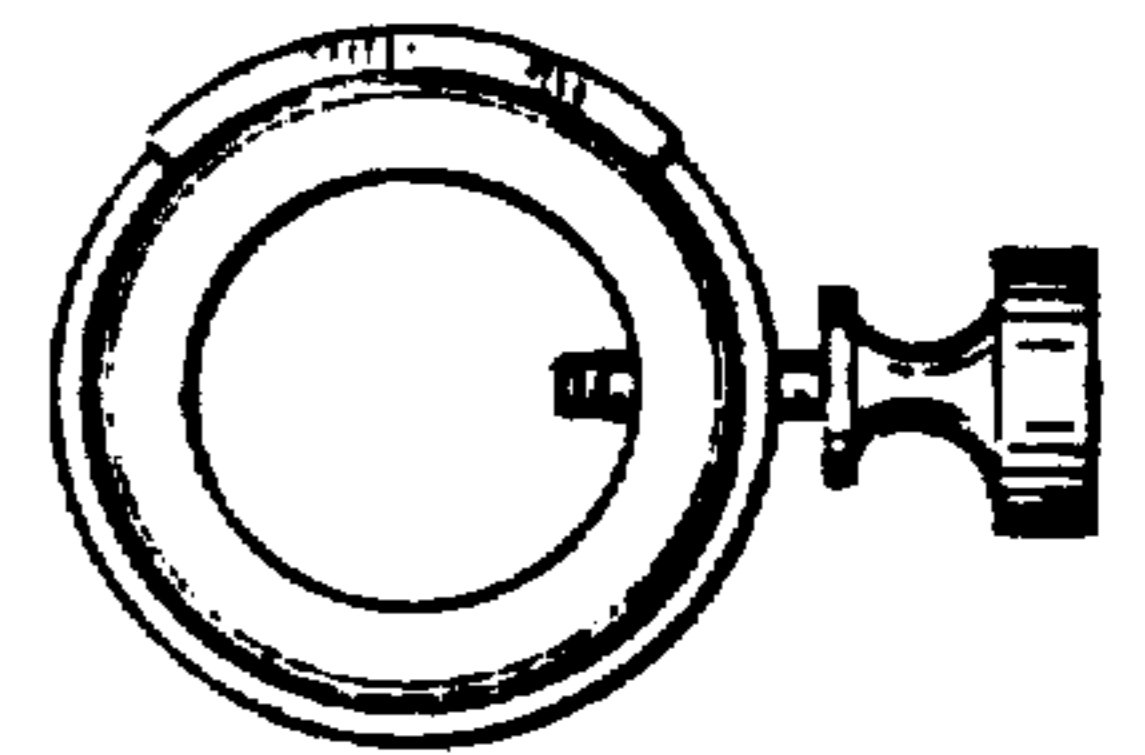


FIG. 6