

[54] **FIREPLACE SCREEN**

[76] **Inventor: Anthony Mancarella, Peters La.,  
Rockfall, Conn. 06481**

[\*\*] **Term: 14 Years**

[21] **Appl. No.: 771,900**

[22] **Filed: Feb. 25, 1977**

[51] **Int. Cl. .... D7-08**

[52] **U.S. Cl. .... D7/208**

[58] **Field of Search .... D7/206-213;  
D23/94-97; 126/120, 121, 138, 140, 164, 165,  
209, 298**

[56] **References Cited**

**U.S. PATENT DOCUMENTS**

D. 77,935	3/1929	Carlson .....	D7/208
D. 170,242	8/1953	Robinson .....	D23/94
D. 237,137	10/1975	Clark .....	D7/208
D. 244,251	5/1977	McCallum .....	D7/208
D. 245,624	8/1977	McIntire et al. ....	D23/105

1,681,995	8/1928	Miles .....	126/121
2,598,997	6/1952	Hyman .....	D7/208 X
2,743,720	5/1956	Dollinger .....	126/121
3,452,737	7/1969	Pellegrino et al. ....	126/121
3,469,570	9/1969	Wright .....	126/121


*Primary Examiner*—James R. Largen  
*Attorney, Agent, or Firm*—Peter L. Costas

[57] **CLAIM**

The ornamental design for a fireplace screen, as shown and described.

**DESCRIPTION**

FIG. 1 is a front elevational view of a fireplace screen showing my new design;  
FIG. 2 is a right side elevational view thereof;  
FIG. 3 is a top plan view thereof;  
FIG. 4 is a left side elevational view thereof; and  
FIG. 5 is another front elevational view thereof, showing the doors in an open position.  
The fragmentary broken line representation of a fireplace in FIG. 1 is for purposes of illustration only.






FIG. 1



FIG. 2

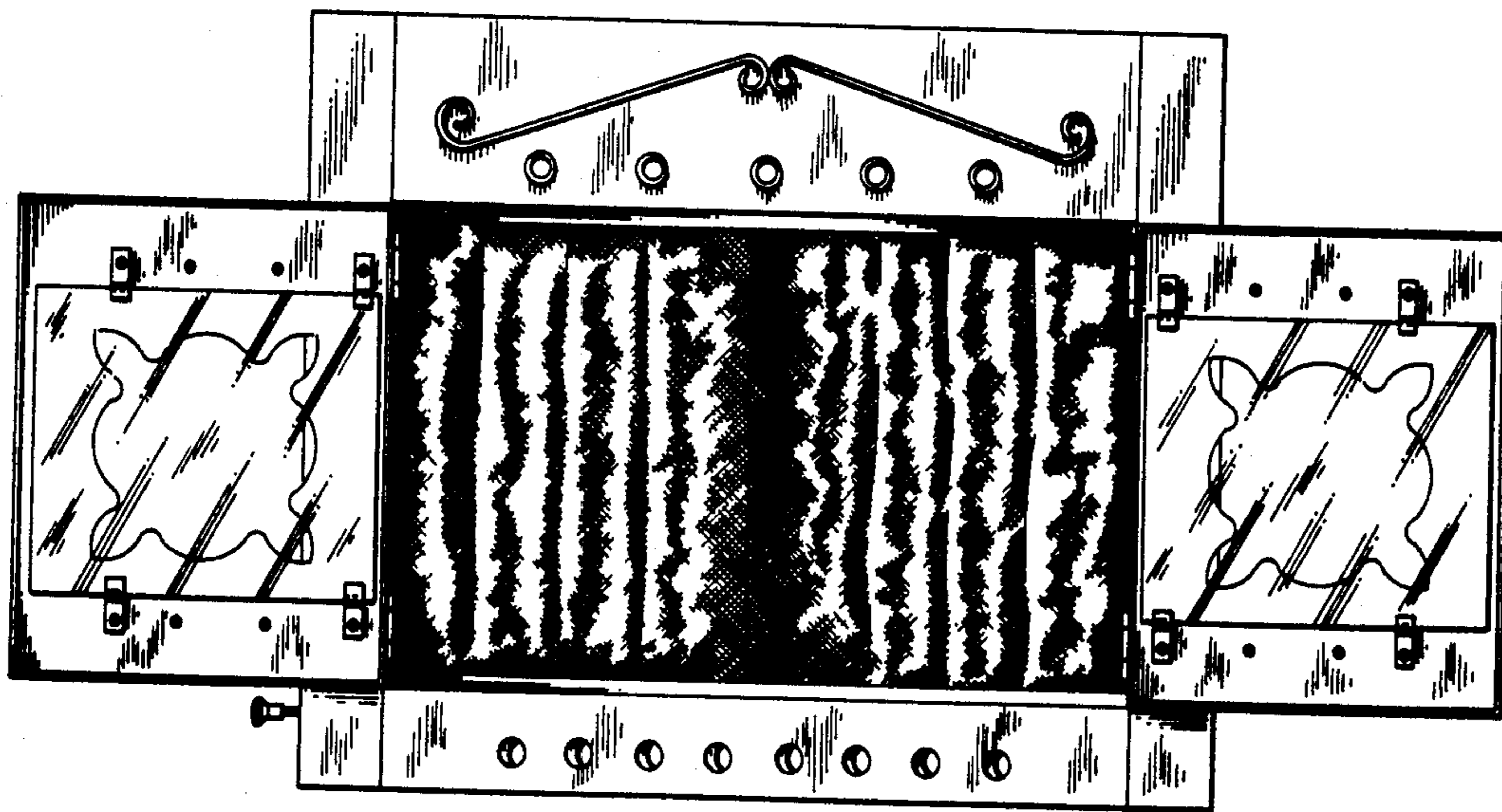


FIG. 5



FIG. 3



FIG. 4