

[54] **BAR ORGANIZER FOR STRAWS AND TOOTHPICKS**

[76] Inventor: **Dale I. Bausch**, 4752 Fairhope Dr., La Mirada, Calif. 90638

[**] Term: **14 Years**

[21] Appl. No.: **702,511**

[22] Filed: **Jul. 6, 1976**

[51] Int. Cl. **D7-06**

[52] U.S. Cl. **D7/75; D6/157; D9/189; D19/75; D19/85; D87/1 R**

[58] Field of Search **D87/1 R; D9/184, 189; D19/75, 85; D7/41, 75, 76, 38, 3, 79, 81, 130; D6/181, 157, 184, 188**

[56] **References Cited**

U.S. PATENT DOCUMENTS

- D. 49,875 11/1916 Aulicino et al. D7/75
- D. 55,396 6/1920 Pfous D87/1 R
- D. 93,893 11/1934 Saunders D7/72

- D. 103,916 3/1937 Scurlock D7/76
- D. 121,019 6/1940 Reeves D87/1 R
- D. 140,246 2/1945 Wemyss D6/188
- D. 210,478 3/1968 Fehn D7/41
- D. 241,683 9/1976 Mark D7/38
- 1,892,349 12/1932 Johnsen D87/1 R X
- 3,399,939 9/1968 Anderson D87/1 R X

Primary Examiner—Winifred E. Herrmann
Attorney, Agent, or Firm—Philip M. Hinderstein

[57] **CLAIM**

The ornamental design for a bar organizer for straws and toothpicks, as shown and described.

DESCRIPTION

FIG. 1 is a perspective view of the front and right side of a bar organizer for straws and toothpicks showing my new design;

FIG. 2 is a left side elevational view thereof; and

FIG. 3 is a rear elevational view thereof.

The bottom of the bar organizer for straws and toothpicks is planar and unornamented.

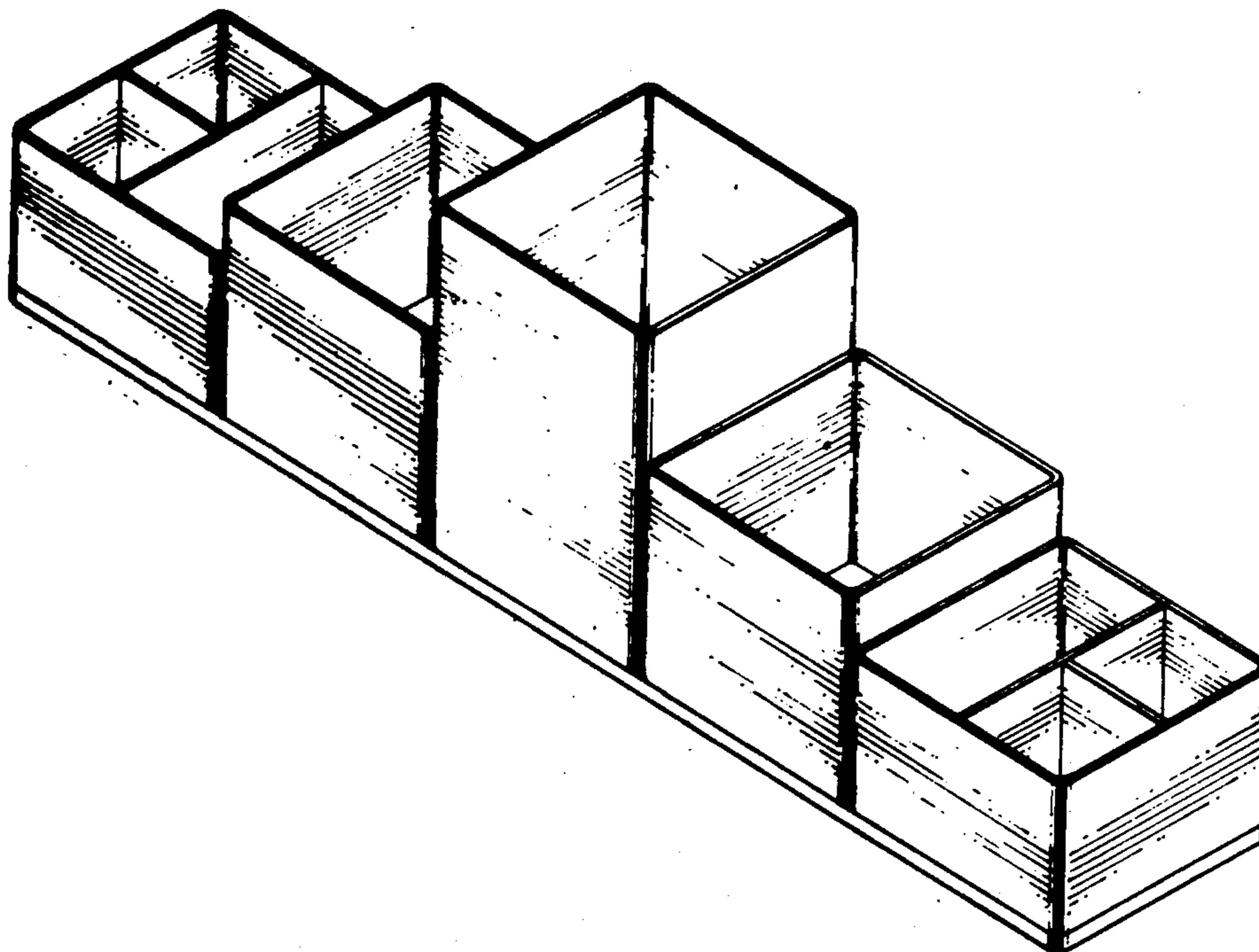


FIG. 1.

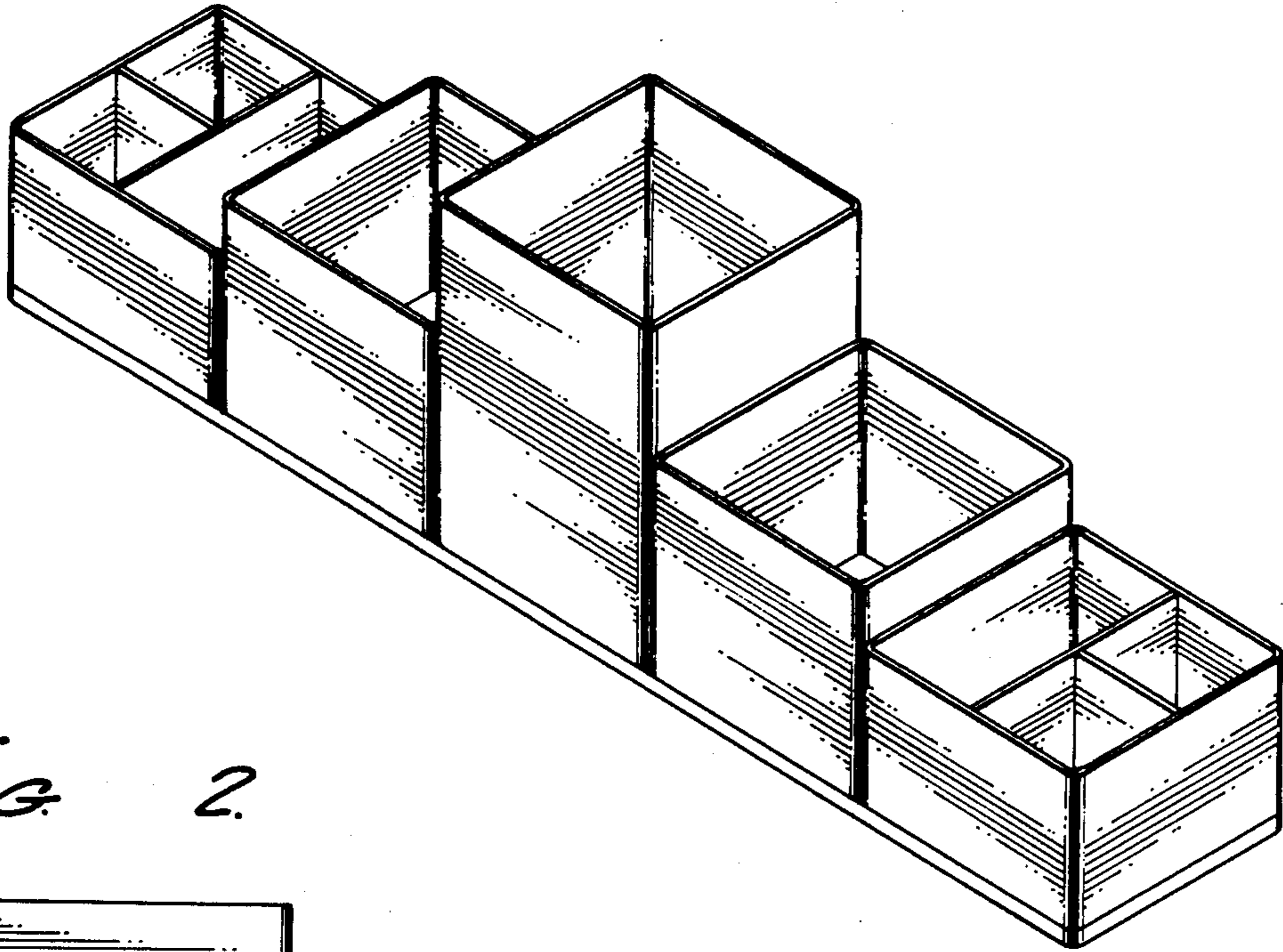


FIG. 2.




FIG. 3.

