

[54] CHIROPRACTIC TABLE

[76] Inventor: John E. Hodge, Box 91, Moline, Ill. 61265

[**] Term: 14 Years

[21] Appl. No.: 707,421

[22] Filed: Jul. 21, 1976

[51] Int. Cl. D14-01

[52] U.S. Cl. D24/3; D6/37; D6/58

[58] Field of Search 128/33, 70; 269/322, 269/328; D6/37, 58, 59, 22, 17; D24/3; 5/60, 67

[56] References Cited

U.S. PATENT DOCUMENTS

D. 219,493 12/1970 Hennessee D24/3

D. 237,654	11/1975	Agatani	D24/3 X
2,926,660	3/1960	Thompson	128/70
3,640,272	2/1972	Hussey	128/33
3,747,916	7/1973	Benson	269/322
3,821,952	7/1974	Binegar	128/70
3,998,218	12/1976	Lane et al.	128/70

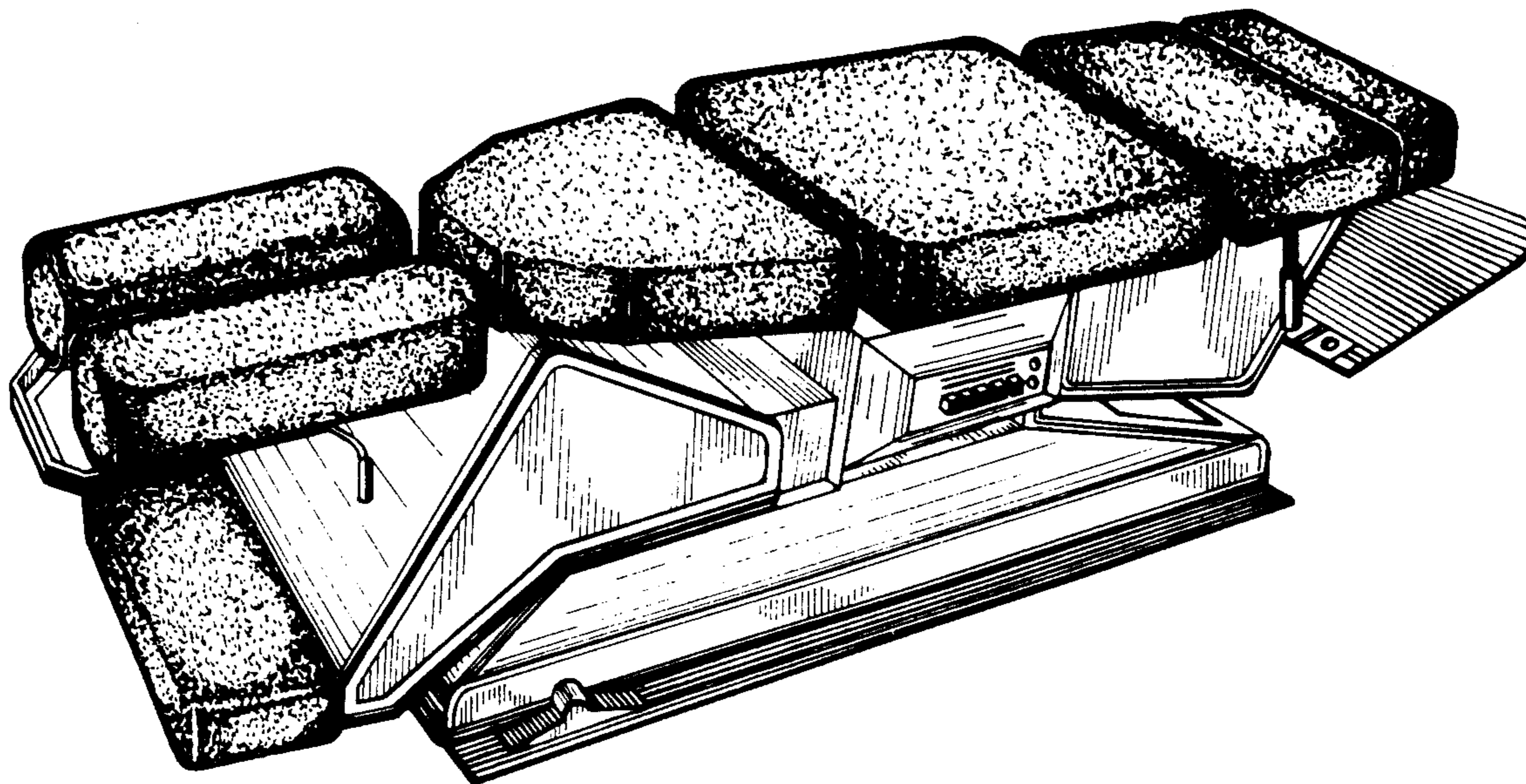
Primary Examiner—Bernard Ansher
Attorney, Agent, or Firm—Glenn H. Antrim

[57] CLAIM

The ornamental design for a chiropractic table, as shown and described.

DESCRIPTION

FIG. 1 is a front, perspective view of the chiropractic table showing my new design; and FIG. 2 is a rear view of the chiropractic table. The chiropractic table is symmetrical about a longitudinal, vertical plane so that the appearance of both of its sides is similar to that shown in FIG. 1.



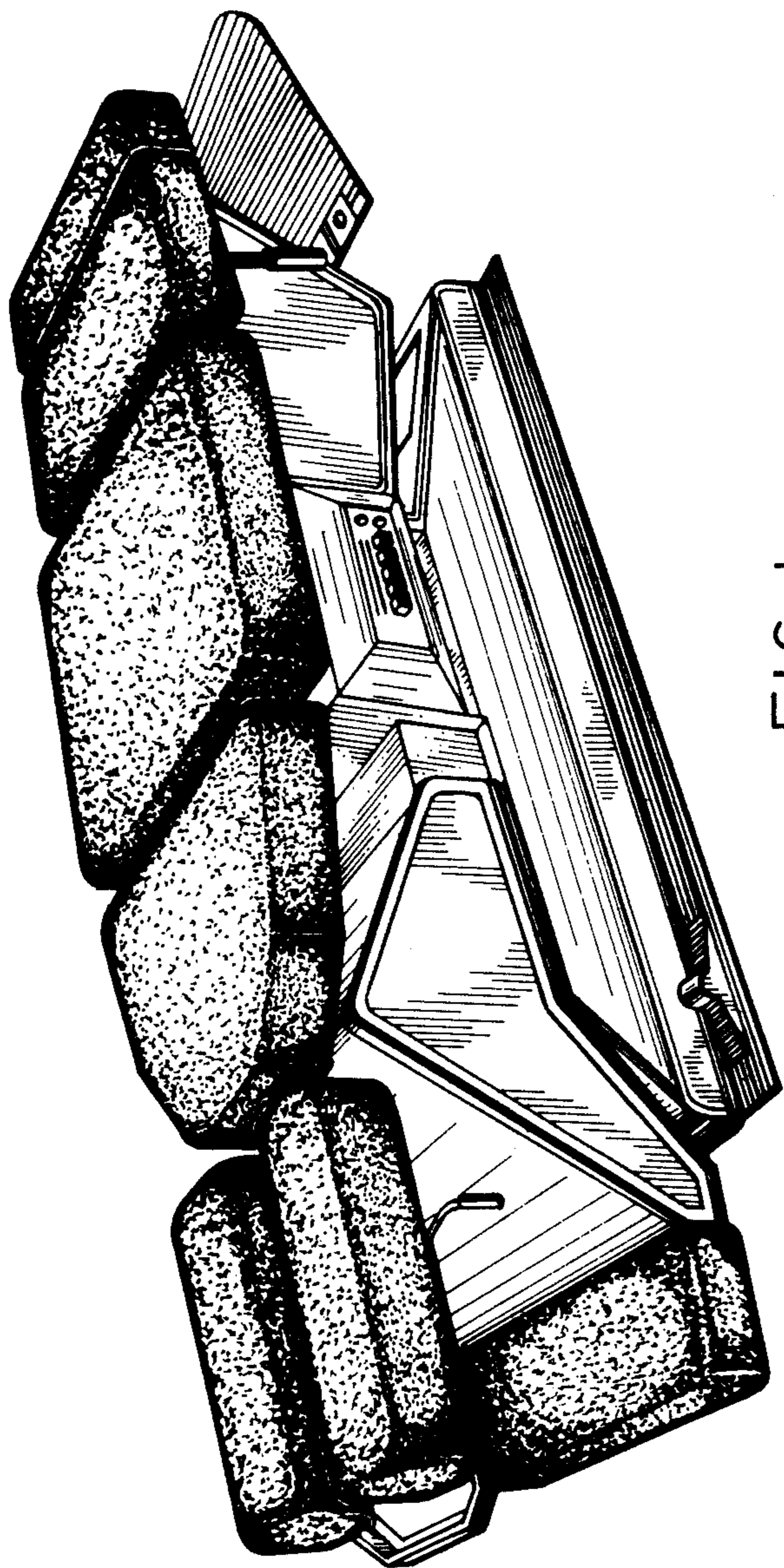


FIG. 1

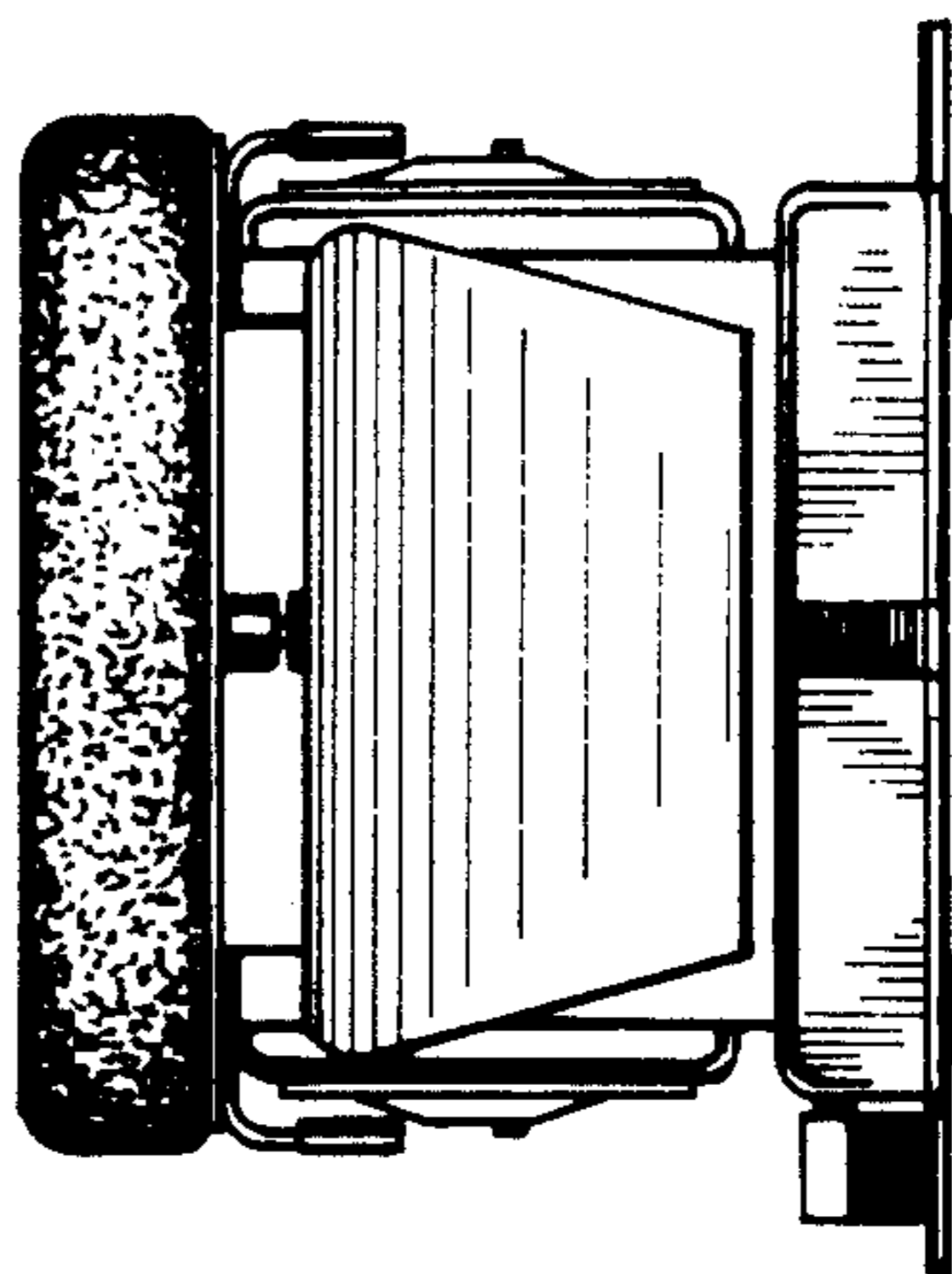


FIG. 2