

[54] VENTILATED RIB GUN SIGHT

- [75] Inventor: **Richard F. Grant**, South Windsor, Conn.
[73] Assignee: **The Poly-Choke Company, Inc.**, East Hartford, Conn.
[**] Term: **14 Years**
[21] Appl. No.: **670,737**
[22] Filed: **Mar. 26, 1976**
[51] Int. Cl. **D22—01**
[52] U.S. Cl. **D22/8**
[58] Field of Search **42/1 S, 76 R, 77, 78; 33/233, 243; D22/1, 6, 78, 7, 8**

[56] **References Cited**
U.S. PATENT DOCUMENTS

D. 195,340	6/1963	Grahn	D22/7
3,325,937	6/1967	Morrow	42/1 S
3,556,889	1/1971	Grahn	42/76 R X

OTHER PUBLICATIONS

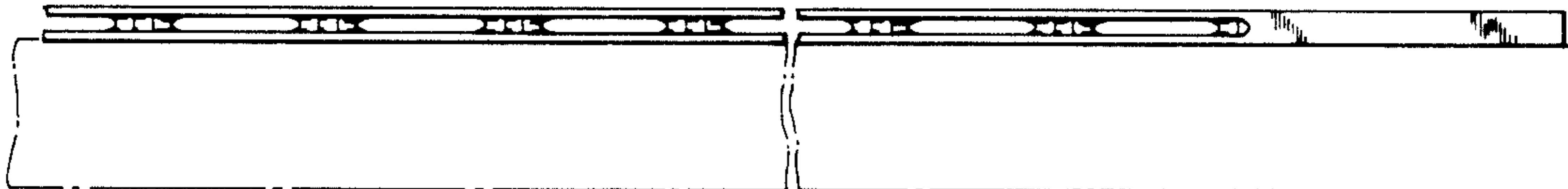
Shooter & Bible, No. 65, 1974 Edition © 1973, p. 560, Polychoke Rib at bottom of page.
Primary Examiner—A. Hugo Word
Attorney, Agent, or Firm—David S. Fishman

[57] **CLAIM**

The ornamental design for a ventilated rib gun sight, substantially as shown and described.

DESCRIPTION

FIG. 1 is a partial side elevation view of a ventilated rib gun sight in accordance with the present invention; FIG. 2 is a top plan view thereof with portions of the ribbed pattern having been omitted for convenience of illustration; FIG. 3 is a fragmentary view similar to FIG. 1 but on an enlarged scale; and FIG. 4 is a cross-sectional view transverse to the fragmentary section of FIG. 3. The ventilated rib gun sight has been shown broken away in FIGS. 1 and 2 to indicate indeterminate length, and the broken line showing of the gun barrel in FIG. 1 is for illustrative purposes only.



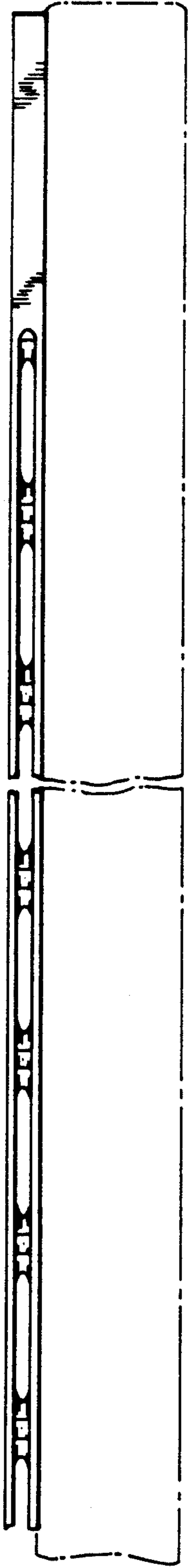


FIG. 1



FIG. 2

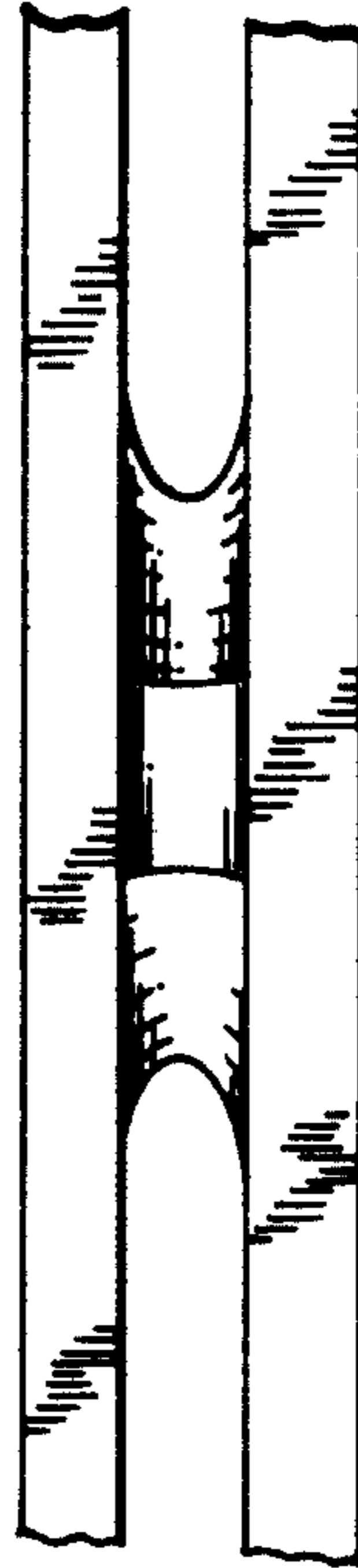


FIG. 3

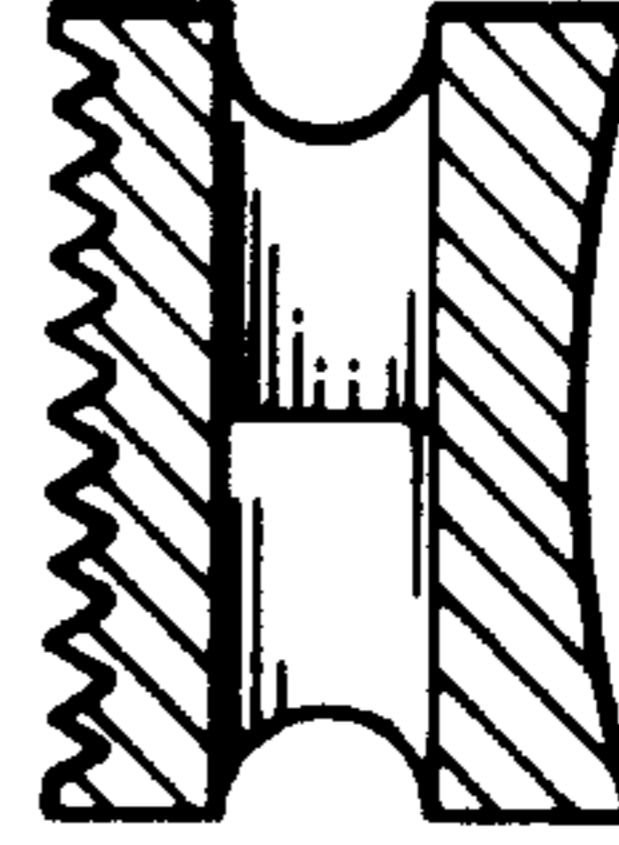


FIG. 4