

[54] **FREESTANDING MEMO CLIP OR SIMILAR ARTICLE**

3,167,313 1/1965 Davenport et al. .... 273/134 B

[76] Inventor: **David H. Kittell**, 42 Ardsley Rd., Stamford, Conn. 06906

**FOREIGN PATENT DOCUMENTS**

298,862 8/1965 Netherlands ..... 81/43  
6,615,445 5/1967 Netherlands ..... 24/3 K

[\*\*] Term: **14 Years**

**OTHER PUBLICATIONS**

[21] Appl. No.: **623,022**

Avon Products, Booklet No. CB-0867-1, ©1973, p. 11.

[22] Filed: **Oct. 16, 1975**

*Primary Examiner*—Joel Stearman

[51] Int. Cl. .... **D19-02**

*Assistant Examiner*—George P. Word

[52] U.S. Cl. .... **D19/90; D19/86**

*Attorney, Agent, or Firm*—Joseph J. Orlando

[58] **Field of Search** ..... D19/65, 76, 75, 90,  
D19/92, 86; 24/3 K; 273/134 B; 81/43; D34/5  
K; D6/140; D87/8

[57] **CLAIM**

The ornamental design for a freestanding memo clip or similar article, as shown.

[56] **References Cited**

**DESCRIPTION**

**U.S. PATENT DOCUMENTS**

D. 172,528 6/1954 Zipkin ..... D19/90  
D. 203,185 12/1965 Leopoldi ..... D19/65  
2,035,670 3/1936 Rubenstein ..... D34/5 K

**FIG. 1** is a perspective view of a freestanding memo clip or similar article showing my new design.  
**FIG. 2** is a bottom plan view thereof; and  
**FIG. 3** is a rear elevational view thereof.

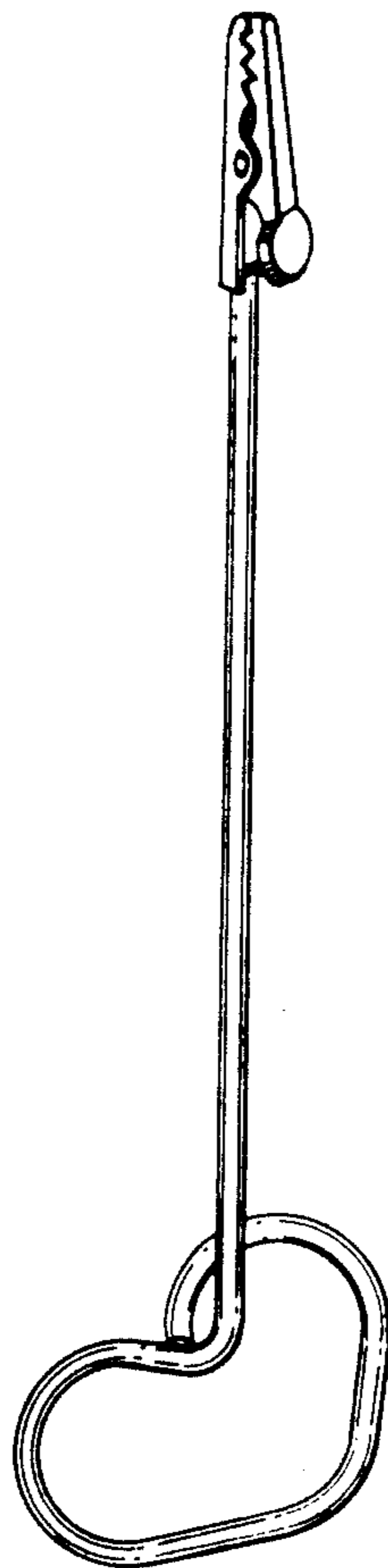


FIG. 1




FIG. 3

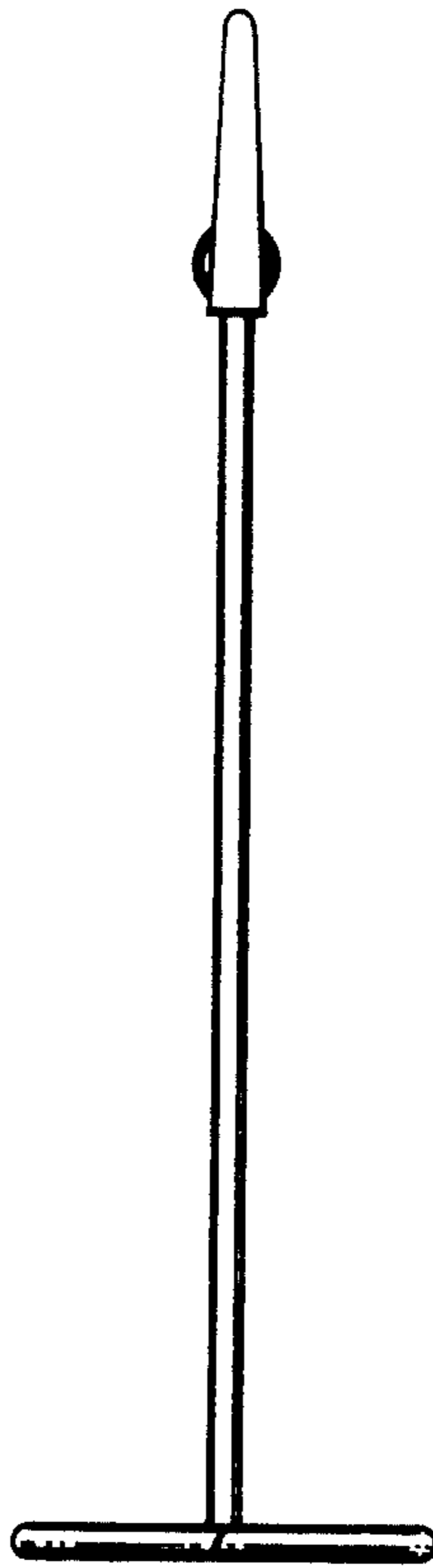


FIG. 2

