

[54] TAPE RECORDER

[75] Inventors: Takemi Ebata, Kyoto; Kunishige Miki, Katano, both of Japan

[73] Assignee: Matsushita Electric Industrial Co., Ltd., Kadoma, Japan

[**] Term: 14 Years

[21] Appl. No.: 753,912

[22] Filed: Dec. 23, 1976

[30] Foreign Application Priority Data

Jul. 9, 1976 [JP] Japan51-26598

[51] Int. Cl. D14-01

[52] U.S. Cl. D14/6

[58] Field of Search D14/6, 5, 7, 8, 3; 360/137, 96, 105; 179/100.41 R, 100.12 A, 100.11; 274/17, 11 R, 11 E

[56] References Cited

U.S. PATENT DOCUMENTS

D. 211,093	5/1968	Van der Poel	D14/3
D. 227,379	6/1973	Sakuma	D14/8
D. 235,659	7/1975	Ebata et al.	D14/6
D. 236,009	7/1975	Hattori	D14/7
D. 236,504	8/1975	Hattori	D14/6
3,218,080	11/1965	Best	274/17

Primary Examiner—Bernard Ansher
Attorney, Agent, or Firm—Eric H. Waters

[57] CLAIM

The ornamental design for a tape recorder, as shown and described.

DESCRIPTION

FIG. 1 is a front, top and right side perspective view of a tape recorder showing our new design, FIG. 2 is a rear, bottom and left side perspective view thereof, FIG. 3 is a right side elevational view thereof, and FIG. 4 is a front, top and right side perspective view of FIG. 1 showing the lid for tape cassette slided to opening position.

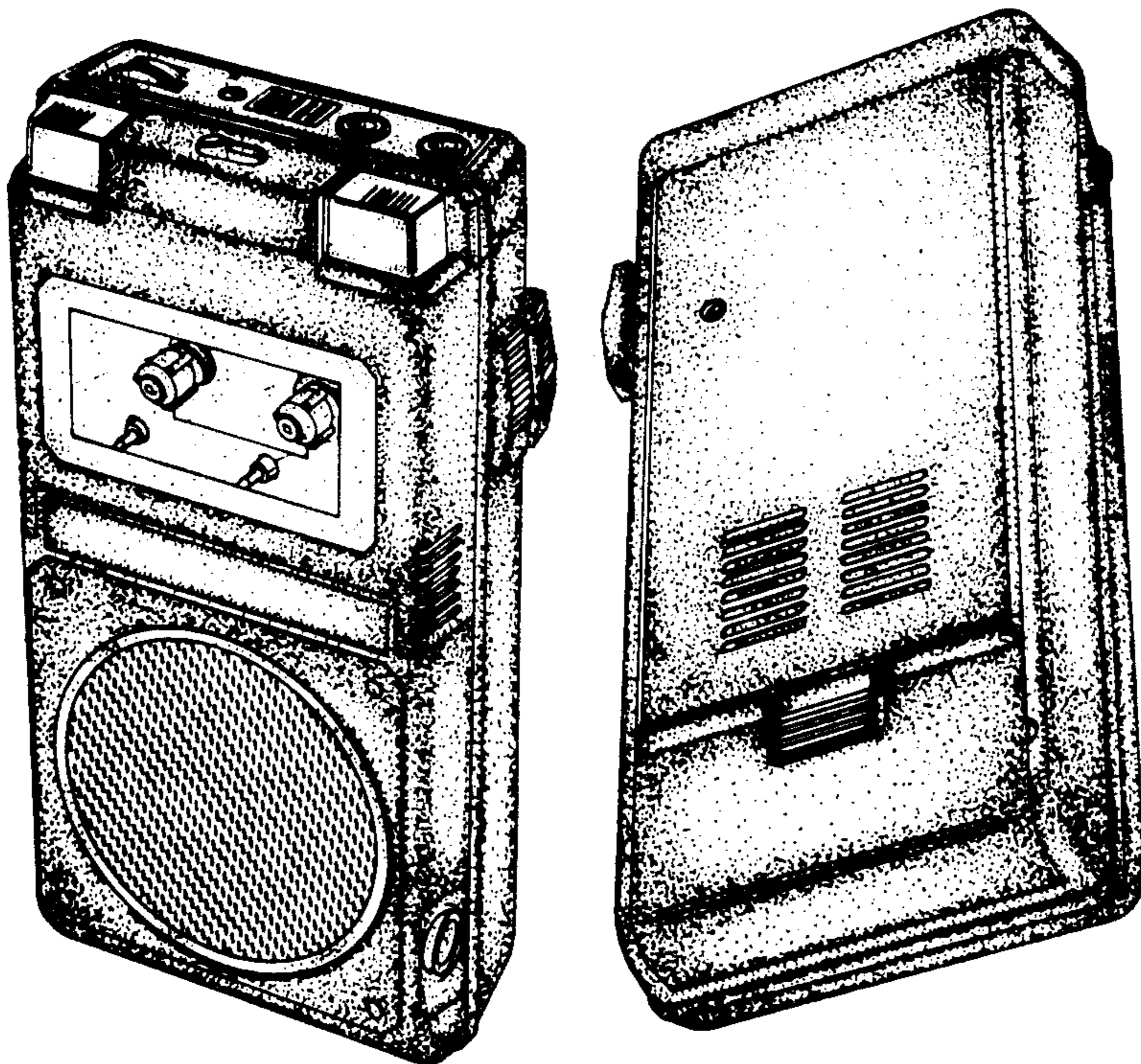


FIG. 1




FIG. 2




FIG. 3




FIG. 4

