

[54] SHADOW BOX MIRROR

[76] Inventor: Lynn Hazzard, 2417 Voorhees Ave., Redondo Beach, Calif. 90278

[**] Term: 14 Years

[21] Appl. No.: 772,507

[22] Filed: Feb. 28, 1977

[51] Int. Cl. D6-07

[52] U.S. Cl. D6/233; D6/235; D6/244

[58] Field of Search D6/232-246; D11/132; D28/65-69, 72; 40/152, 152.1, 154, 156; 428/13, 14

[56] References Cited

U.S. PATENT DOCUMENTS

D. 188,198	6/1960	Swarts et al.	D6/234
D. 223,568	5/1972	Stahl	D6/240
1,219,236	3/1917	Brewster	40/206
2,770,230	1/1957	Brown	D6/232

Primary Examiner—Joel Stearman

Assistant Examiner—C. A. Rademaker

Attorney, Agent, or Firm—Gerald Singer

[57] CLAIM

The ornamental design for a shadow box mirror, substantially as shown and described.

DESCRIPTION

FIG. 1 is a front perspective view of a first embodiment of a shadow box mirror showing my new design; FIG. 2 is a front elevational view thereof; FIG. 3 is a top plan view thereof, the undisclosed bottom view is the same in appearance as the top view shown; FIG. 4 is a rear elevational view thereof; FIG. 5 is a left side elevational view thereof, the undisclosed right side elevational view is the same in appearance as the side shown; FIG. 6 is a front perspective view of the second embodiment of the shadow box mirror showing my new design; FIG. 7 is a front elevational view thereof; FIG. 8 is a top plan view thereof, the undisclosed bottom view is the same in appearance as the top view shown; FIG. 9 is a rear elevational view thereof; and FIG. 10 is a right side elevational view thereof, the undisclosed left side elevational view is the same in appearance as the side shown.




Fig. 1.




Fig. 2.

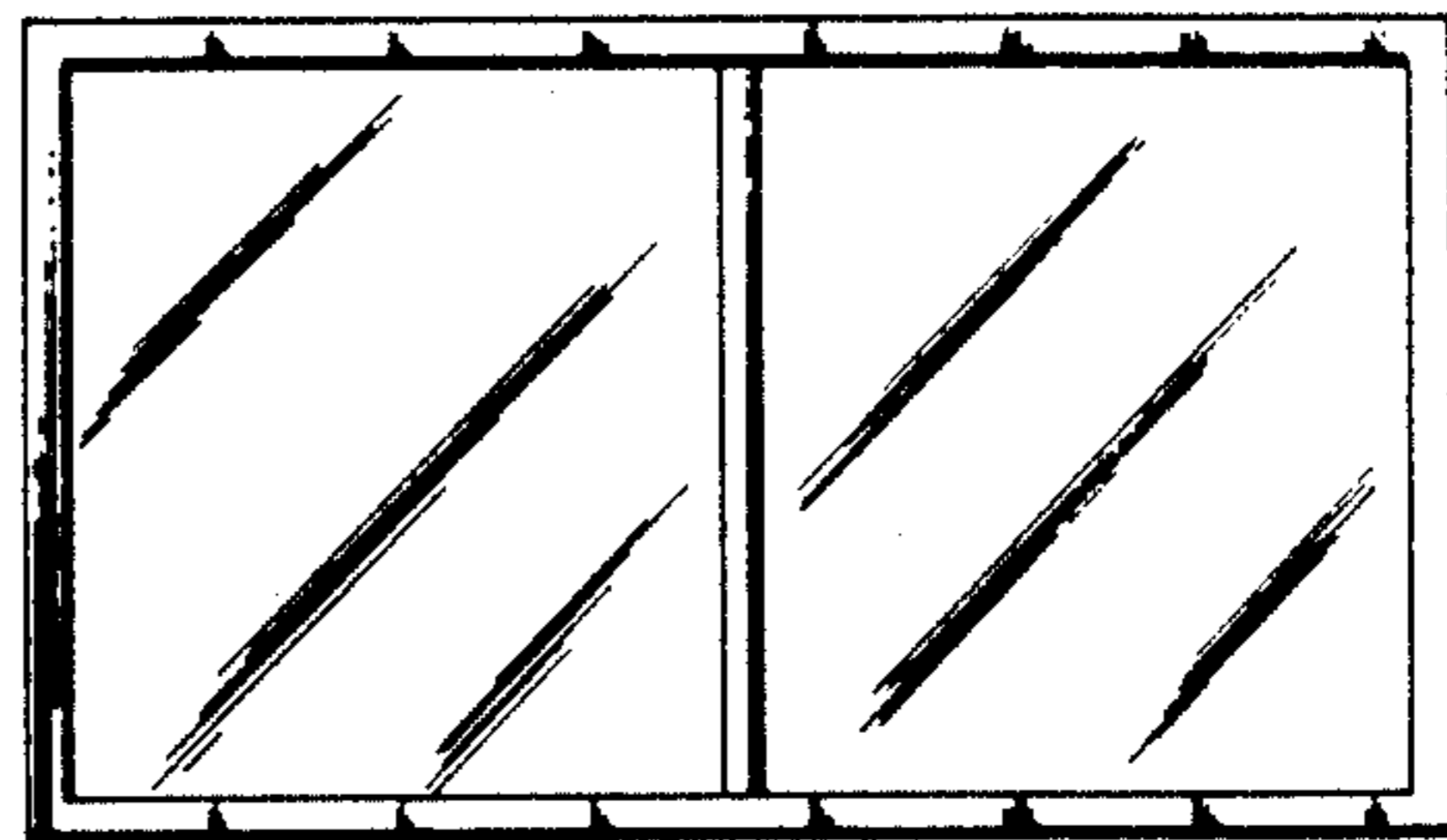


Fig. 3.



Fig. 4.




Fig. 5.



Fig. 6.




Fig. 7.



Fig. 8.




Fig. 9.




Fig. 10.

