

[54] **PHOTOCHEMOTHERAPY CHAMBER**
 [75] Inventors: **Ronald G. Blaisdell, Saugus; Harold L. Hough, Beverly; Robert E. Levin, Hamilton, all of Mass.**
 [73] Assignee: **GTE Sylvania Incorporated, Stamford, Conn.**
 [**] Term: **14 Years**
 [21] Appl. No.: **660,947**
 [22] Filed: **Feb. 24, 1976**
 [51] Int. Cl. **D24-01**
 [52] U.S. Cl. **D24/39; D24/38; 128/396**
 [58] Field of Search **128/395, 373; D24/1.1, D24/3; 250/439**

D. 226,991	5/1973	Tegner	D24/1.1 X
2,183,335	12/1939	McKendrick	128/371
2,289,881	7/1942	Mallory et al.	128/373
2,530,442	11/1950	Rouat	128/373
2,676,596	4/1954	Rouat	128/373
3,361,895	1/1968	Achner	128/374 X
3,576,997	5/1971	Slavin	128/439 R
3,648,706	3/1972	Holzer	128/395
3,986,513	10/1976	Stuhl	128/373

Primary Examiner—Bernard Ansher
 Attorney, Agent, or Firm—Norman J. O'Malley

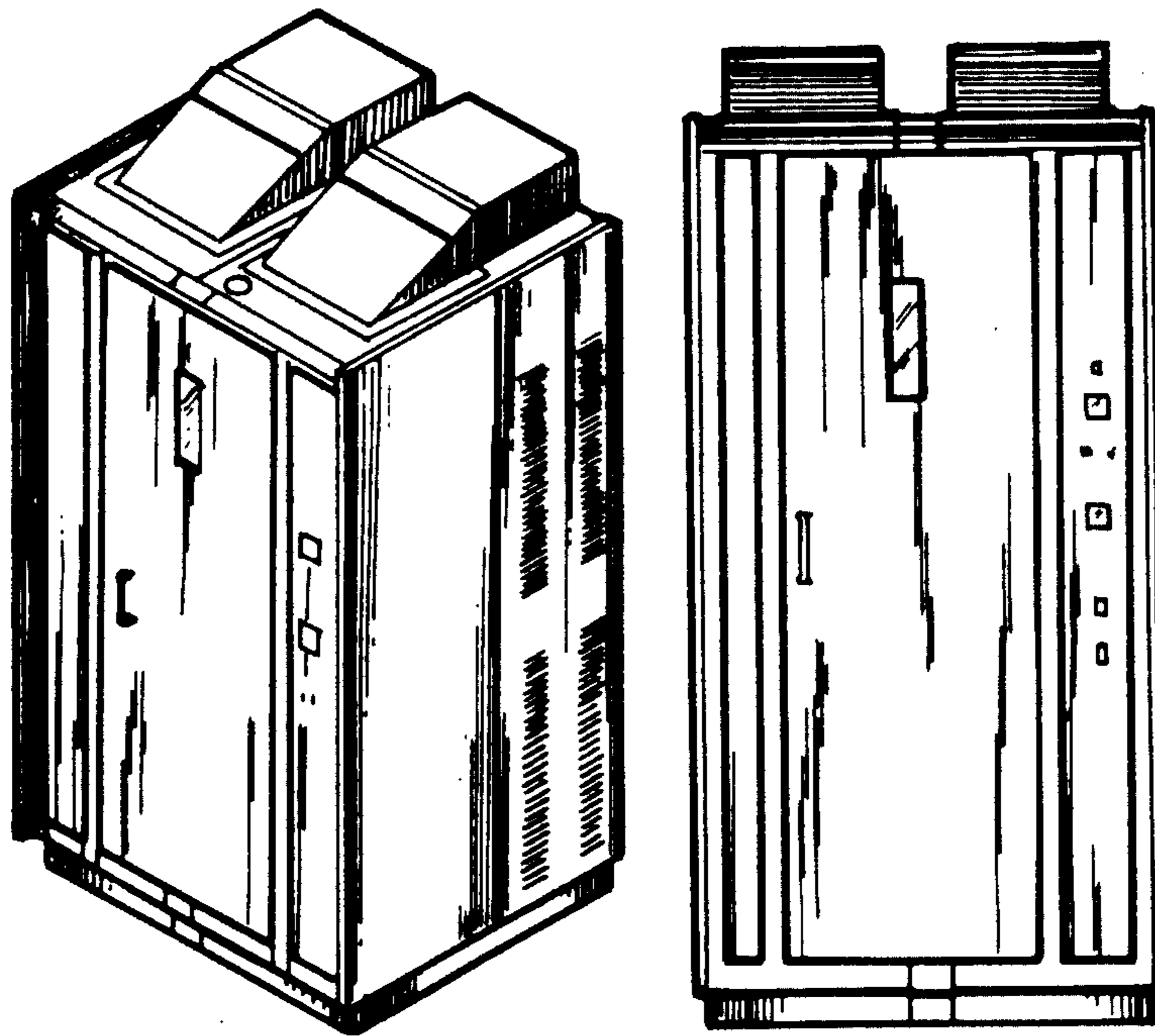
[57] **CLAIM**

The ornamental design for a photochemotherapy chamber, as shown.

DESCRIPTION

FIG. 1 is a perspective view of the photochemotherapy chamber showing our new design; FIG. 2 is an elevation view of one side thereof; FIG. 3 is an elevation view of the other side thereof; FIG. 4 is a front view thereof; and FIG. 5 is a rear view thereof.

[56] **References Cited**
U.S. PATENT DOCUMENTS
 D. 52,426 9/1918 Blanchard D24/38
 D. 109,880 5/1938 Simon D24/3






fig. 1




fig. 2




fig. 3

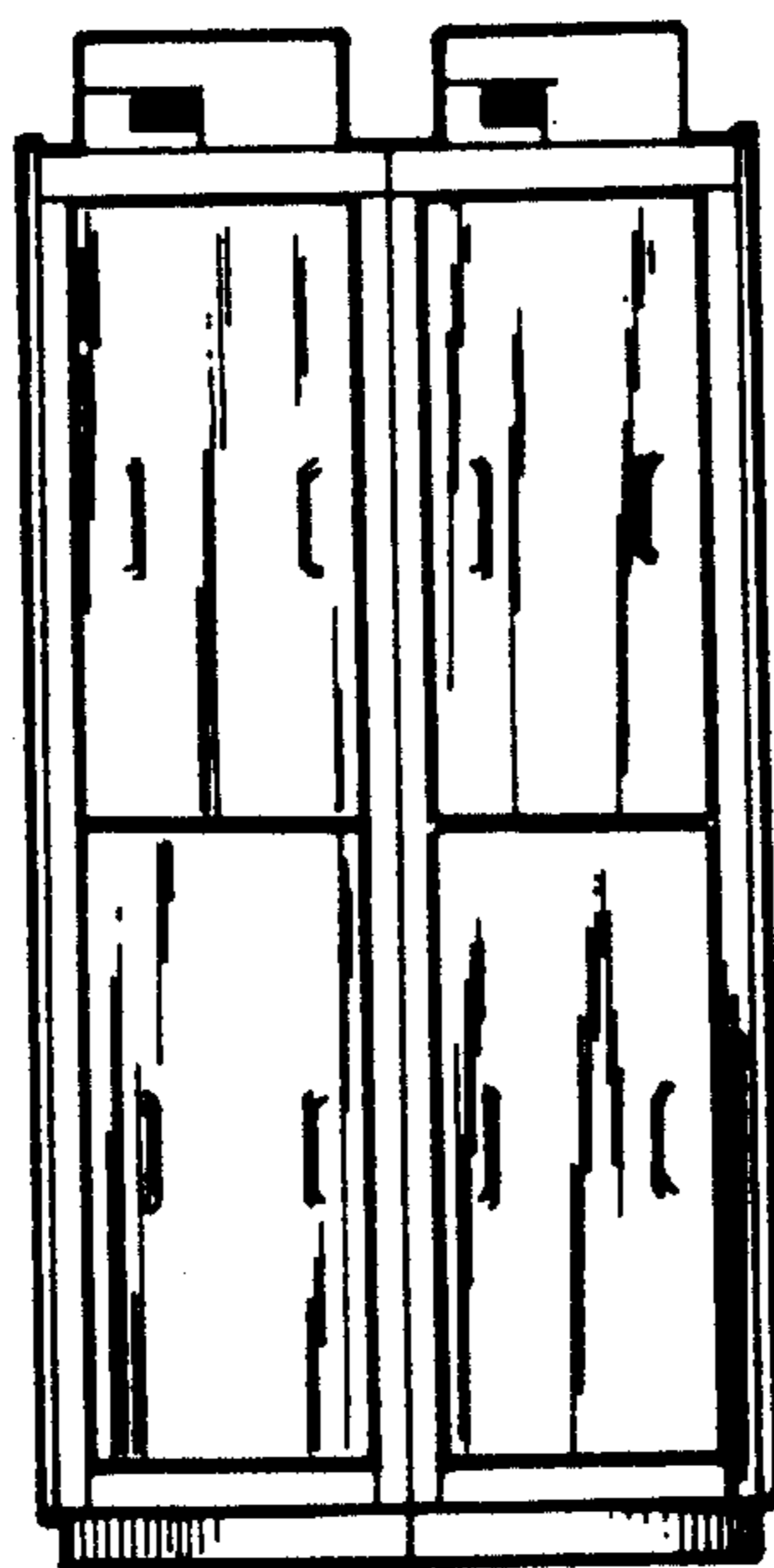


fig. 4

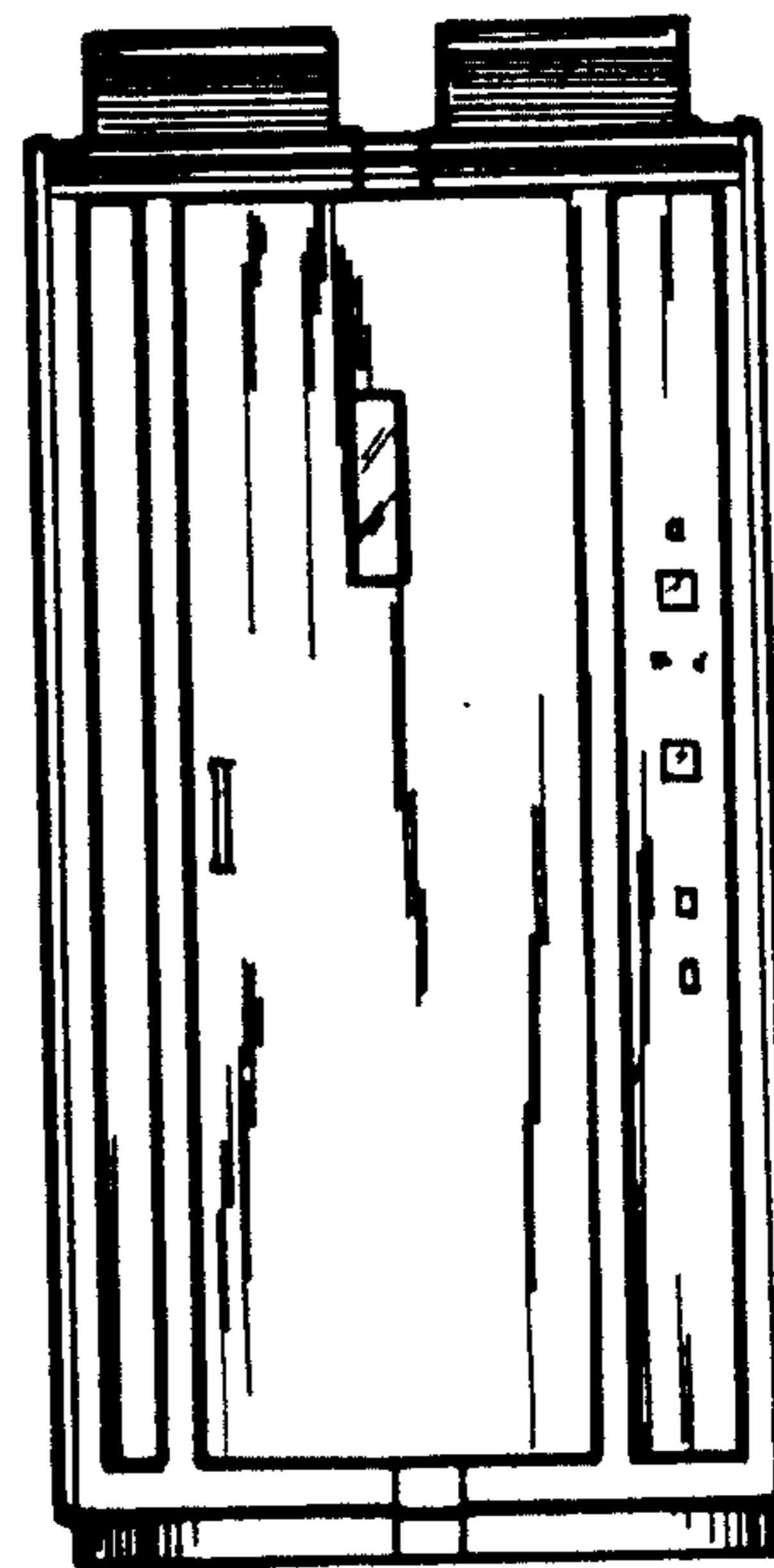


fig. 5