

[54] CASE FOR FISHING TACKLE

[75] Inventor: **Tatsuo Sugimoto, Higashikurume, Japan**

[73] Assignee: **Daiwa Seiko, Inc., Higashikurume, Japan**

[\*\*] Term: **14 Years**

[21] Appl. No.: **689,602**

[22] Filed: **May 24, 1976**

[30] Foreign Application Priority Data  
Mar. 22, 1976 Japan ..... 51/10215

[51] Int. Cl. .... **D3—02**

[52] U.S. Cl. .... **D87/1 R**

[58] Field of Search ..... **D87/1 R; D56/1 B; 150/52 R; 206/314; 43/26; D22/22, 25**

[56] **References Cited**

**U.S. PATENT DOCUMENTS**

D. 160,520	10/1950	Mowat .....	D87/1 R
D. 219,417	12/1970	Heidtman et al. ....	D87/1 R
D. 238,825	2/1976	Michal .....	D87/1 R
2,650,449	9/1953	Suring .....	43/26
2,902,790	9/1959	Harvey .....	43/26

**FOREIGN PATENT DOCUMENTS**

12,755 of	1897	United Kingdom .....	206/314
-----------	------	----------------------	---------

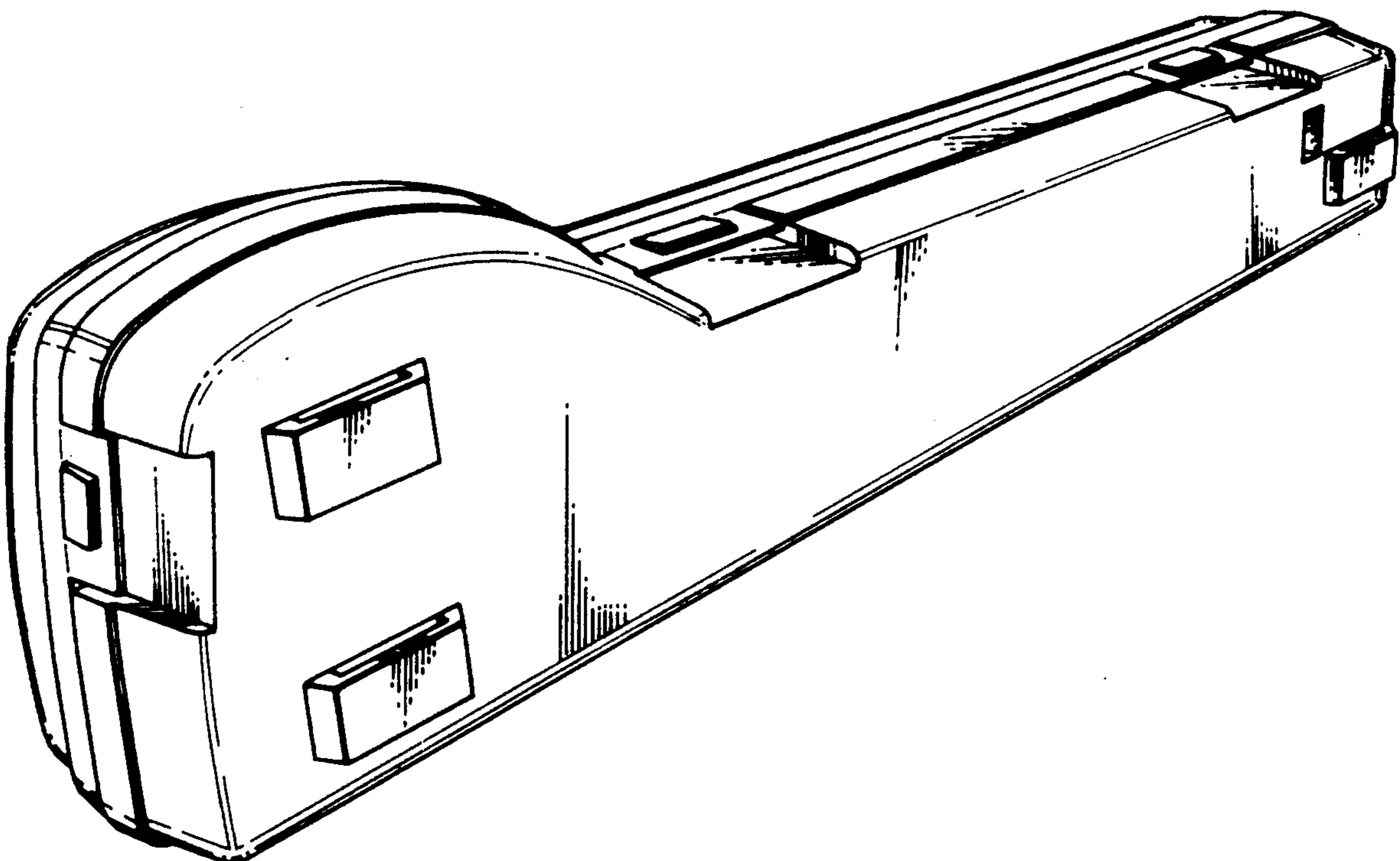
*Primary Examiner*—Joel Stearman  
*Assistant Examiner*—George P. Word  
*Attorney, Agent, or Firm*—Richard C. Sughrue

[57] **CLAIM**

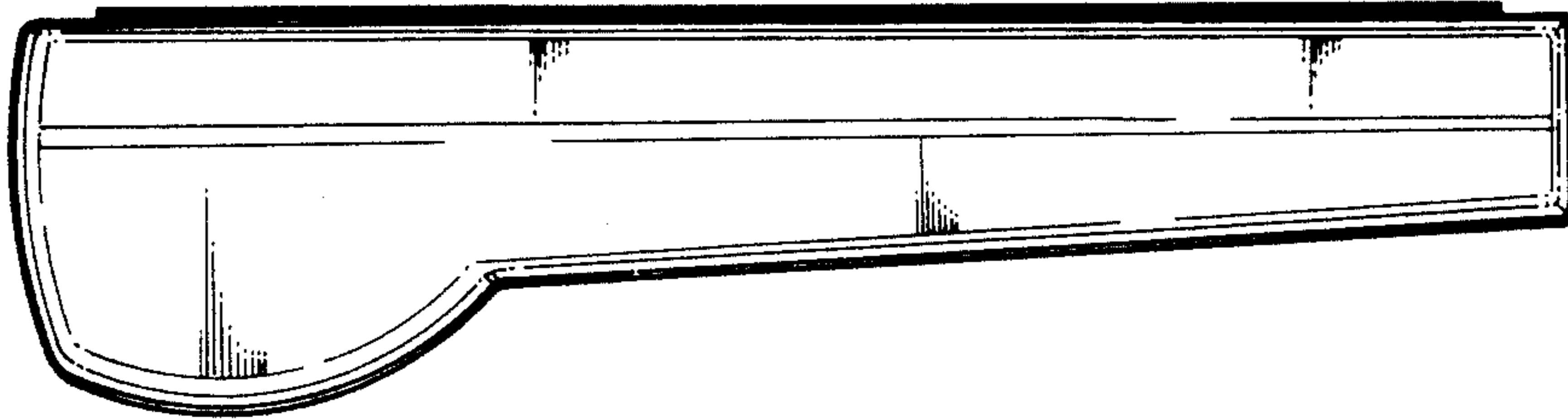
The ornamental design for a case for fishing tackle, as shown and described.

**DESCRIPTION**

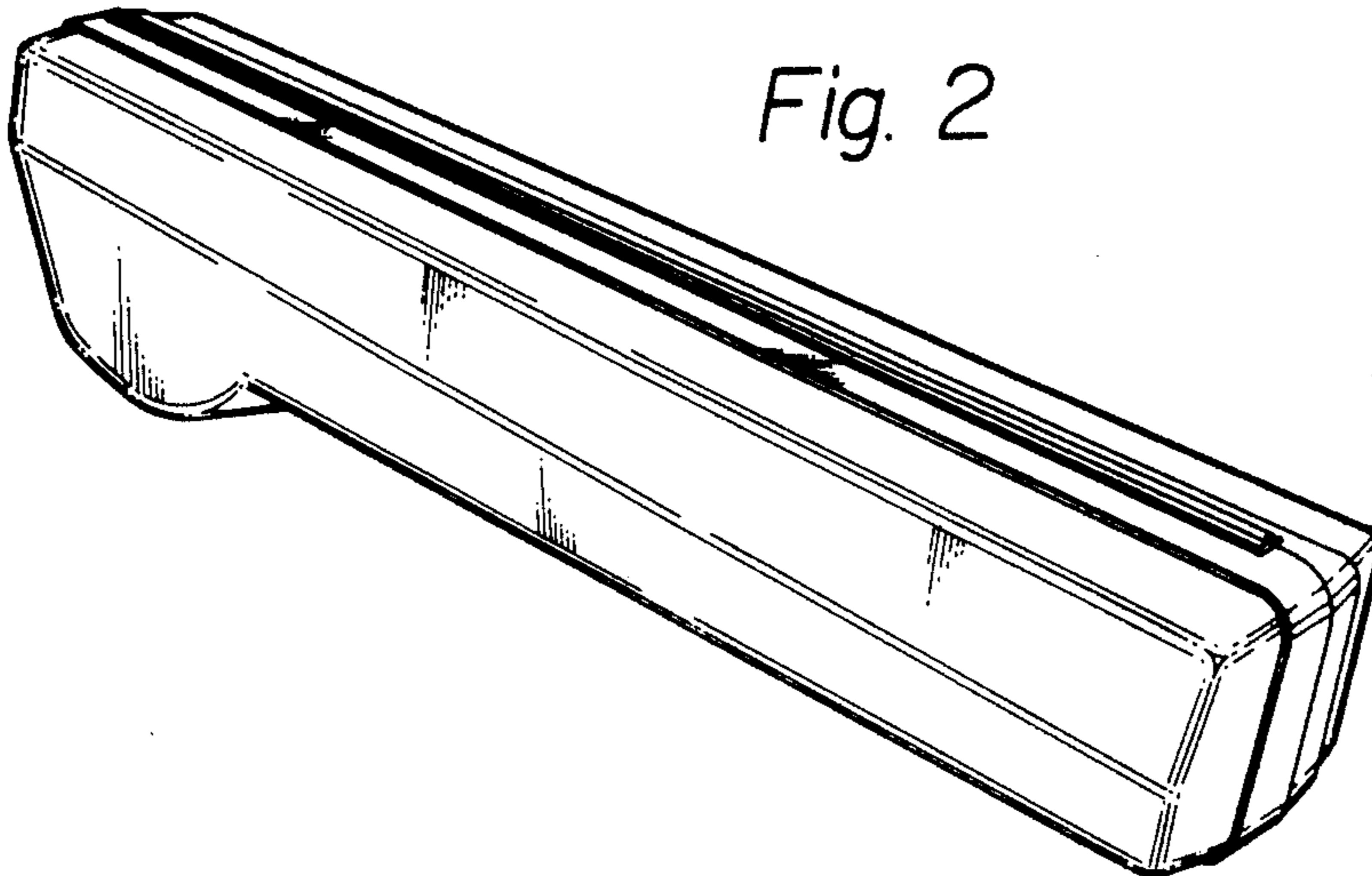
FIG. 1 is a top plan view of a case for fishing tackle showing my new design;  
FIG. 2 is a perspective view thereof; and  
FIG. 3 is a bottom rear perspective view thereof.



*Fig. 1*



*Fig. 2*



*Fig. 3*

