

[54] NERVOUS RESPONSIVE CHIROPRACTIC TRACING PENDULUM

2,323,096 6/1943 McDowell D22/29 UX

[76] Inventor: James P. Woods, P.O. Box 86, Long Grove, Iowa 52756

FOREIGN PATENT DOCUMENTS

544,339 6/1922 France 128/2 R
136,161 1/1921 United Kingdom 128/2 R

[**] Term: 14 Years

OTHER PUBLICATIONS

[21] Appl. No.: 683,679

The Sporting Goods Dealer, Dec. 1958, p. 228, Item Lure Parts.

[22] Filed: May 5, 1976

Primary Examiner—Bernard Ansher
Attorney, Agent, or Firm—H. Robert Henderson

[51] Int. Cl. D24—02

[52] U.S. Cl. D24/17; D24/99; D22/29; 128/2 R

[57] CLAIM

[58] Field of Search D24/17, 99; 128/2 R; 43/43.15, 42; D22/28, 29, 30; D10/61

The ornamental design for a nervous responsive chiropractic tracing pendulum, as shown.

DESCRIPTION

[56] References Cited

U.S. PATENT DOCUMENTS

D. 198,470 6/1964 Prutch D10/61
D. 212,451 10/1968 Tichenor D24/17

FIG. 1 is a top plan view of the chiropractic tracing pendulum showing my new design; FIG. 2 is a side elevational view thereof; and FIG. 3 is a bottom plan view thereof.

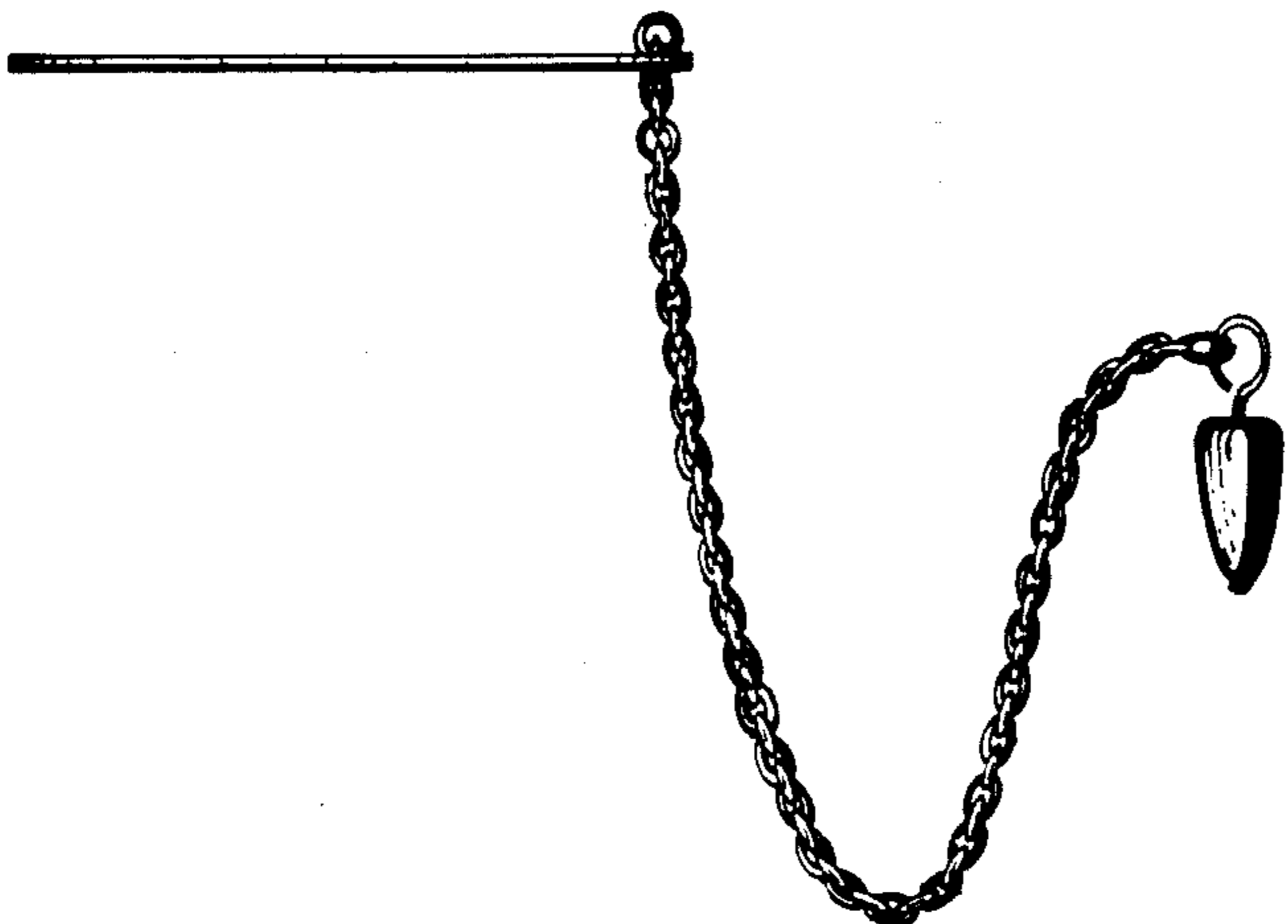
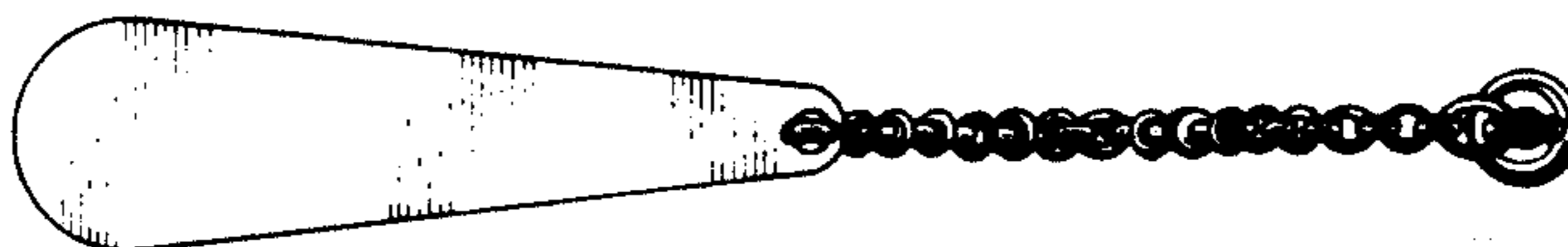




FIG. 1

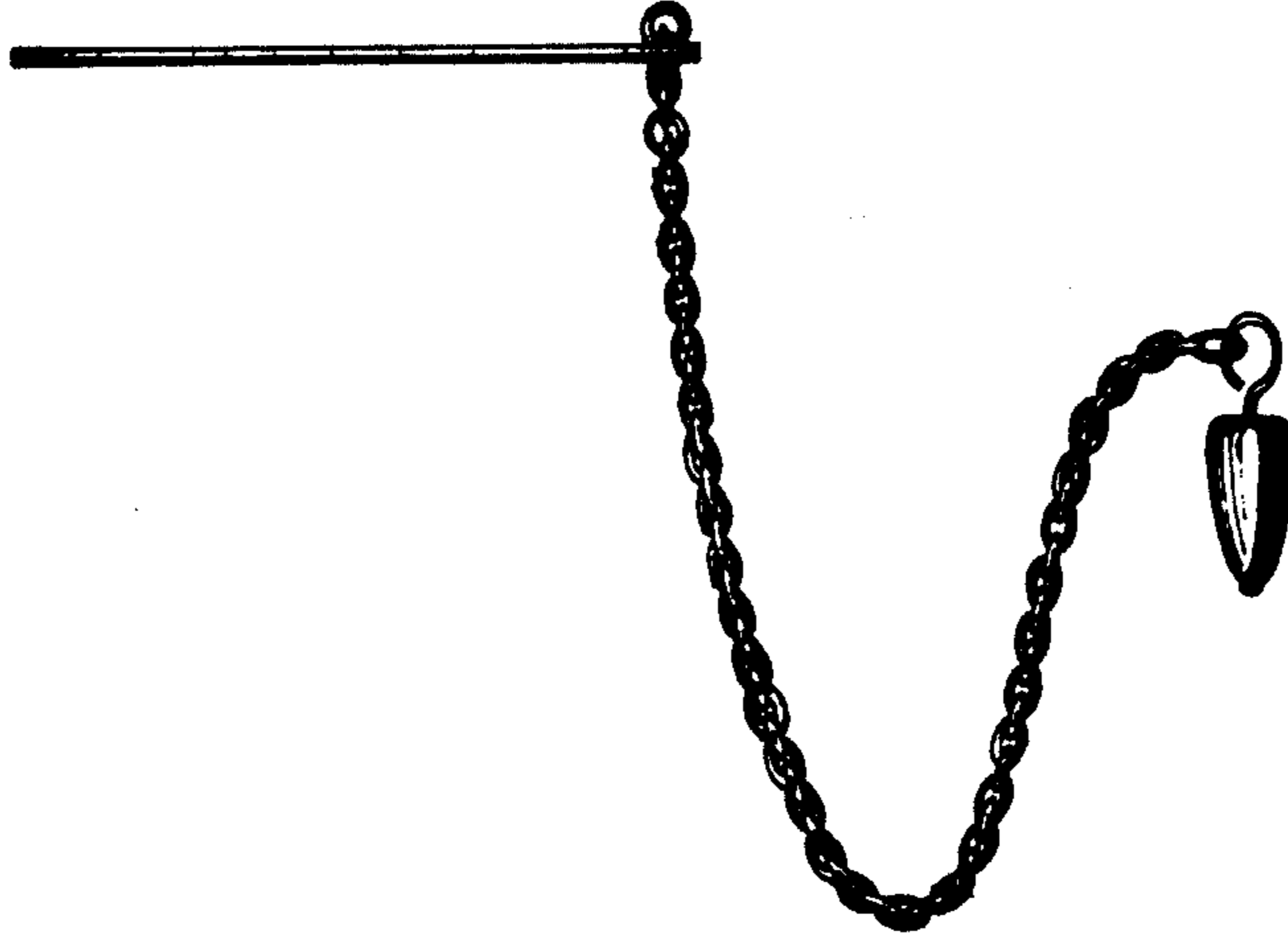


FIG. 2




FIG. 3