

[54] CREPE MAKER

[75] Inventor: Alfred W. Madl, Glendale, Wis.

[73] Assignee: Oster Corporation, Milwaukee, Wis.

[\*\*] Term: 14 Years

[21] Appl. No.: 705,002

[22] Filed: Jul. 14, 1976

[51] Int. Cl. .... D7-02

[52] U.S. Cl. .... D7/87; D7/94;  
D7/95

[58] Field of Search ..... D7/41, 99, 85, 86, 87,  
D7/88, 89, 90, 94, 95, 96, 97

[56] References Cited

U.S. PATENT DOCUMENTS

D. 41,372	5/1911	Madsen .....	D7/94
D. 174,515	4/1955	Platt .....	D7/94
D. 246,025	10/1977	Gooden .....	D7/87
3,323,677	6/1967	Schraeger .....	D7/95 X
3,850,087	11/1974	Landblom et al. ....	D7/87 X

FOREIGN PATENT DOCUMENTS

1,170,333 1/1959 France ..... D7/87

OTHER PUBLICATIONS

Gift & Tableware Reporter, Apr., 1974, p. 17, 1st Issue, Gustin Crepe Griddle, left panel.

Home Furnishings Daily, Jun. 15, 1976, p. 11, Northern Crepe Maker shown.

Primary Examiner—Winifred E. Herrmann  
Attorney, Agent, or Firm—George R. Clark

[57] CLAIM

The ornamental design for a crepe maker, as shown and described.

DESCRIPTION

FIG. 1 is a perspective view of a crepe maker embodying my new design;

FIG. 2 is a top plan view thereof;

FIG. 3 is a side elevational view thereof, the opposite side being a mirror image of same;

FIG. 4 is a front end view thereof; and

FIG. 5 is a rear or handle end view thereof.

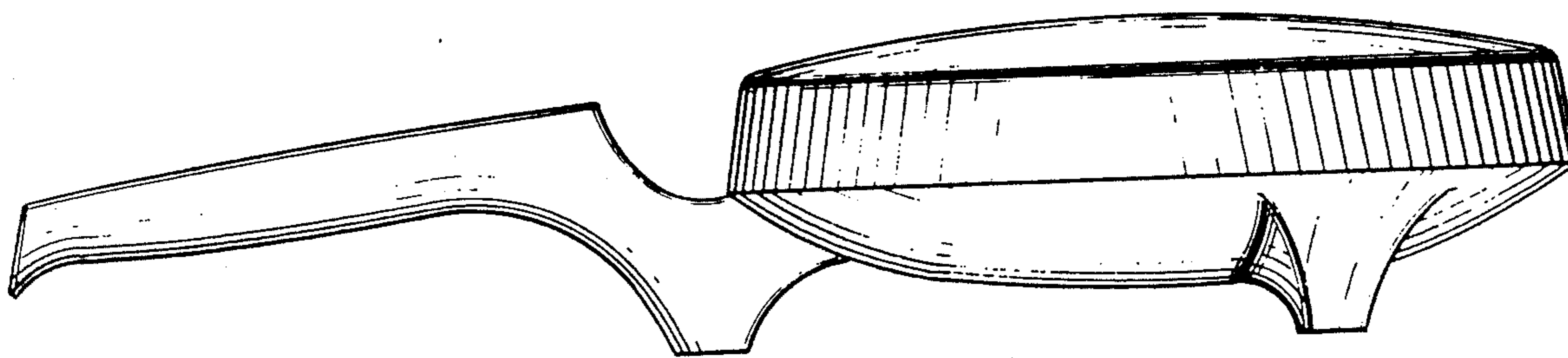


FIG. 1.

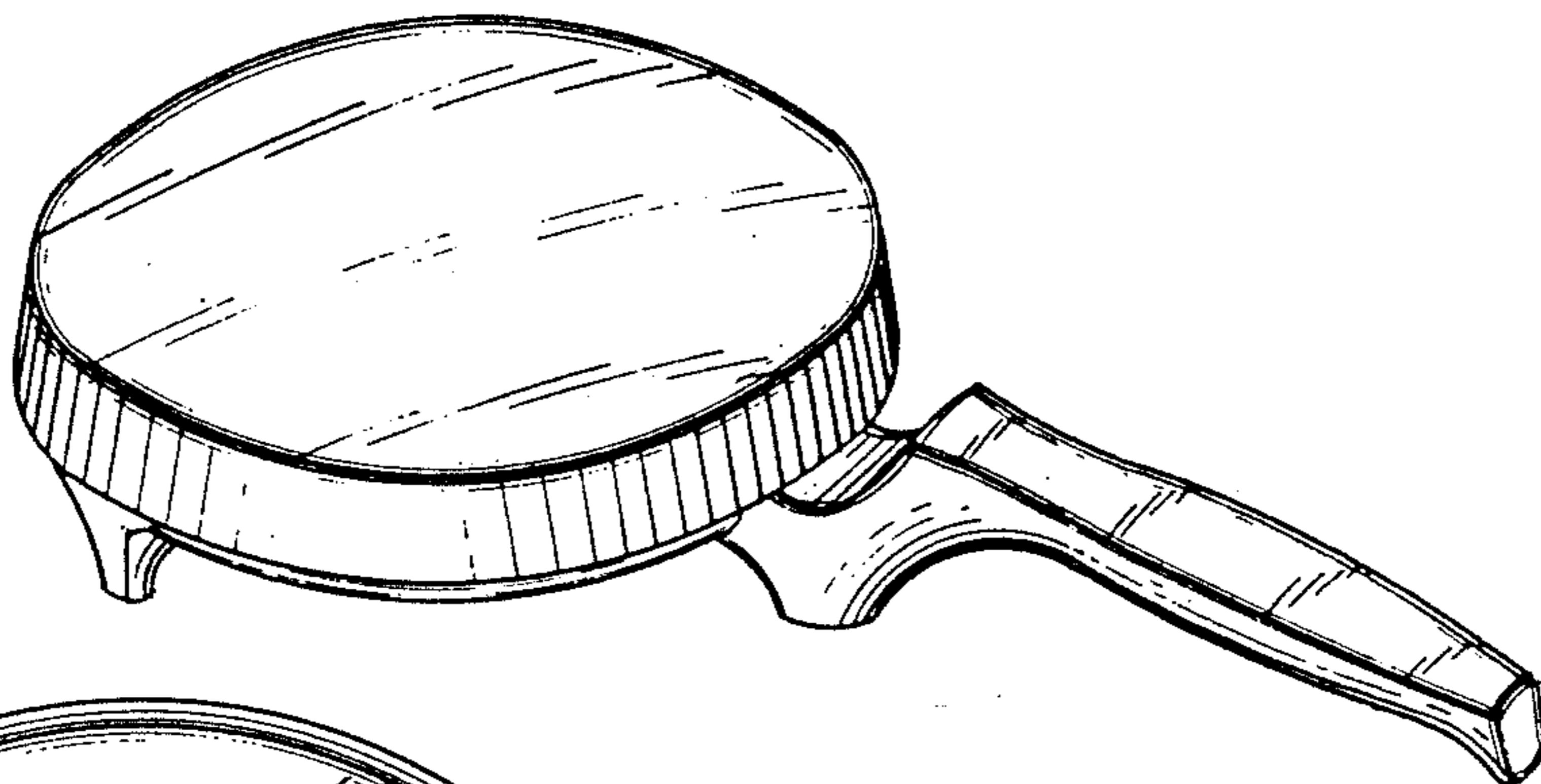


FIG. 2.




FIG. 3.

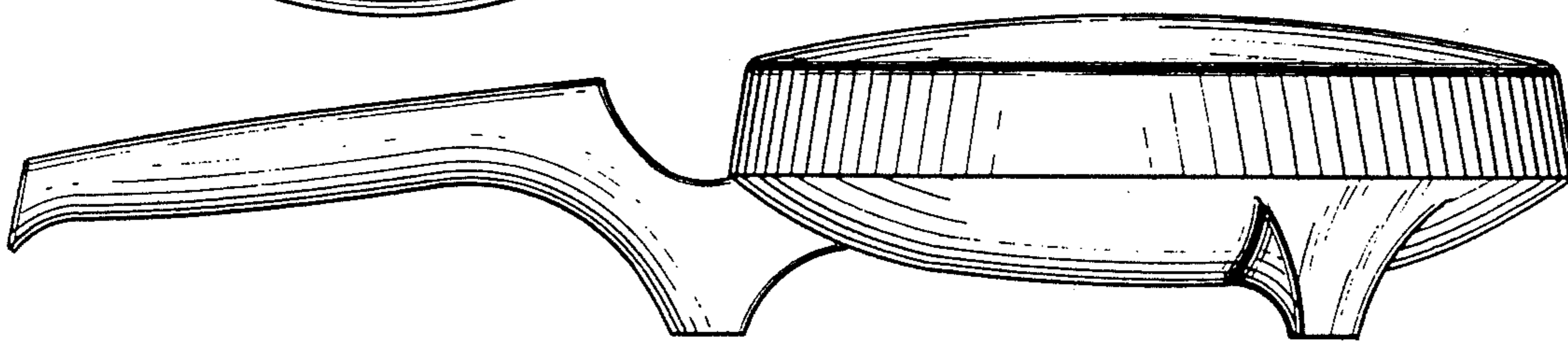


FIG. 4.

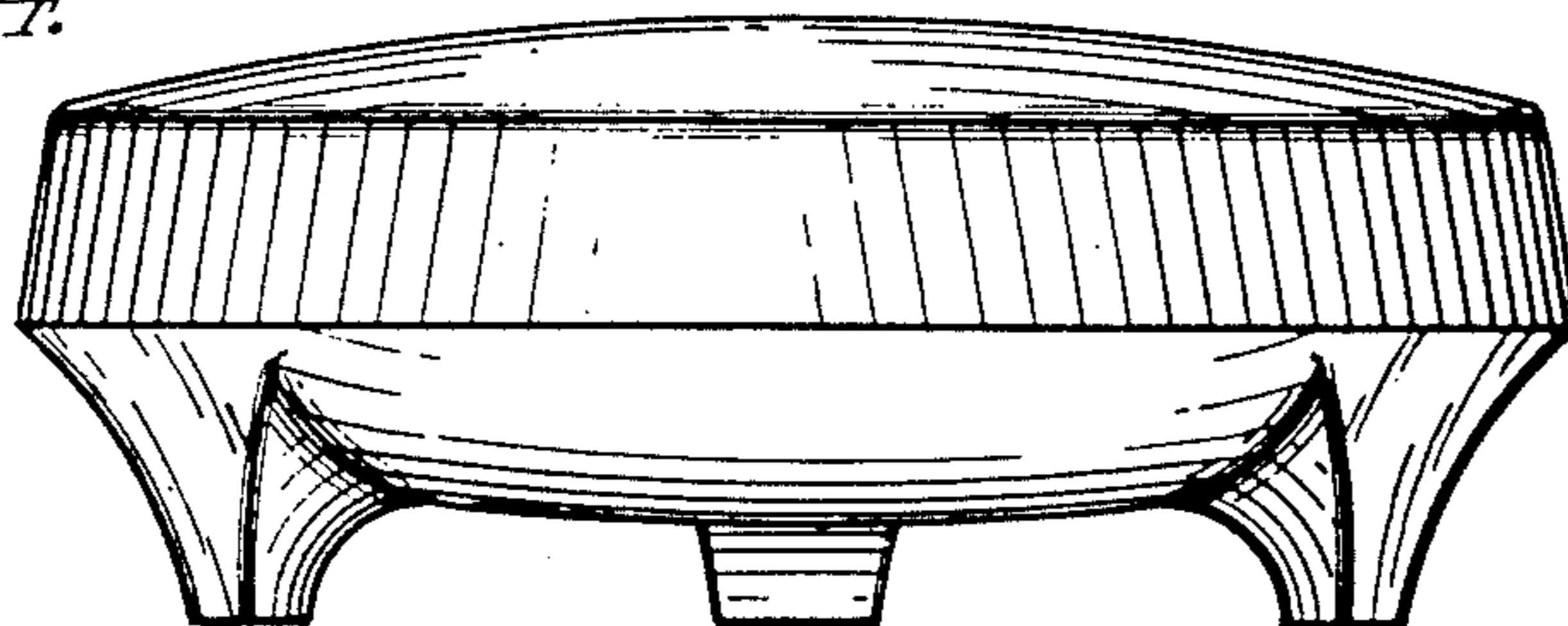


FIG. 5.

