

[54] COMBINED MIRROR AND ADJUSTABLE HINGE THEREFOR

[76] Inventor: Kent E. Stratton, 2906 Coventry Ave., Fort Wayne, Ind. 46808

[**] Term: 14 Years

[21] Appl. No.: 681,572

[22] Filed: Apr. 29, 1976

[51] Int. Cl. D6-07

[52] U.S. Cl. D6/242; D6/232; D8/323

[58] Field of Search D6/232-246; D11/132, 140; D19/20; D28/65-72; D8/323-329; D25/76, 79, 73, 74; D96/9, 10, 12 E, 12 J; 40/152, 152.1, 152.2, 154, 158 A; 116/130, 135; 248/466, 469, 475 R, 476, 484

[56] References Cited

U.S. PATENT DOCUMENTS

D. 20,350	11/1890	Shepperd	D6/242
D. 222,079	9/1971	Havelock	D6/232
795,844	8/1905	Marsh	16/135
2,885,722	5/1959	Halliday	16/130

FOREIGN PATENT DOCUMENTS

508,400	6/1939	United Kingdom	16/135
---------	--------	----------------------	--------

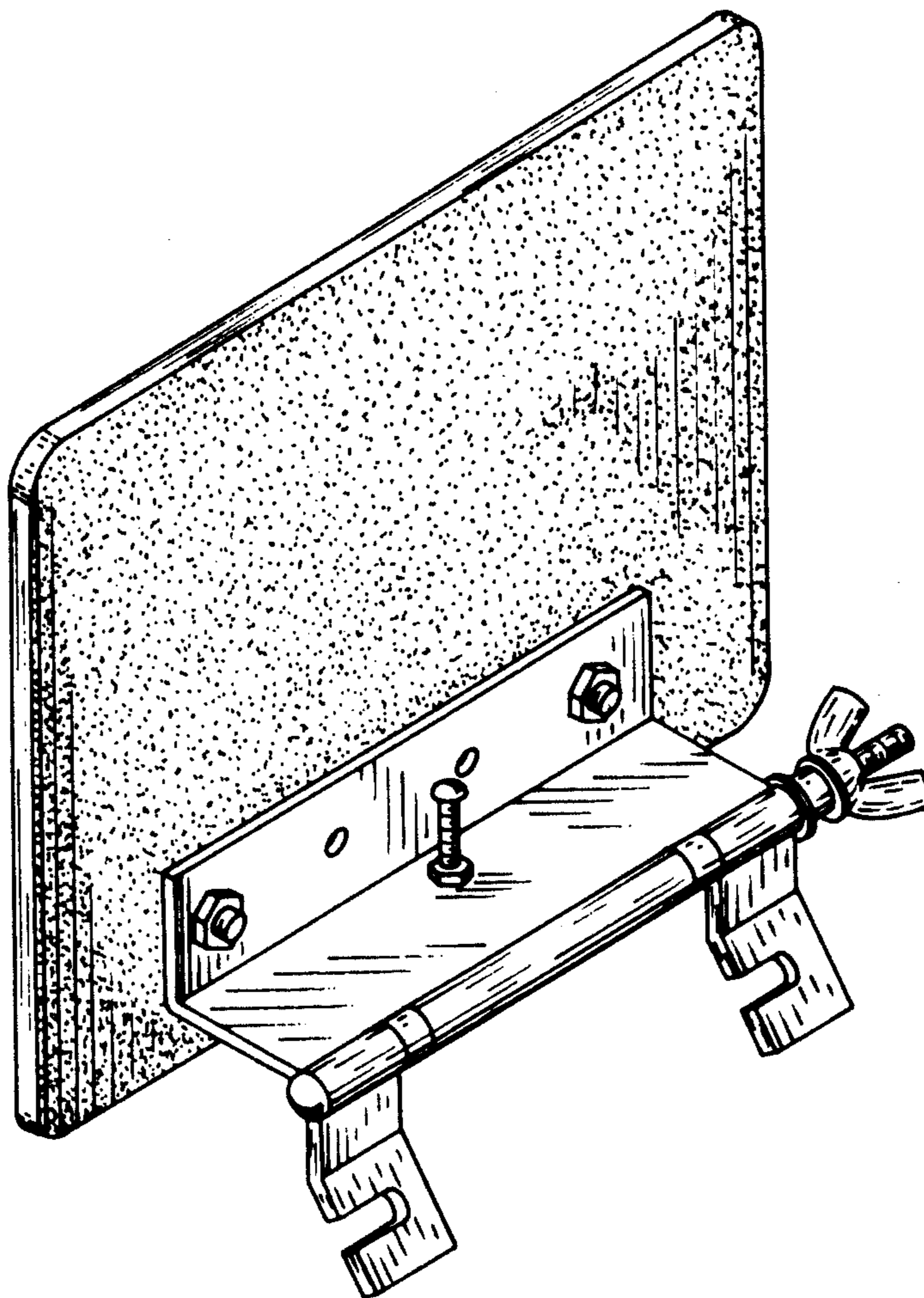
Primary Examiner—Joel Stearman
Assistant Examiner—C. Rademaker
Attorney, Agent, or Firm—George A. Gust

[57] CLAIM

The ornamental design for a combined mirror and adjustable hinge therefor, substantially as shown and described.

DESCRIPTION

FIG. 1 is a front perspective view of a combined mirror and adjustable hinge therefor showing my new design; FIG. 2 is a rear perspective view thereof; and FIG. 3 is a rear perspective view thereof.



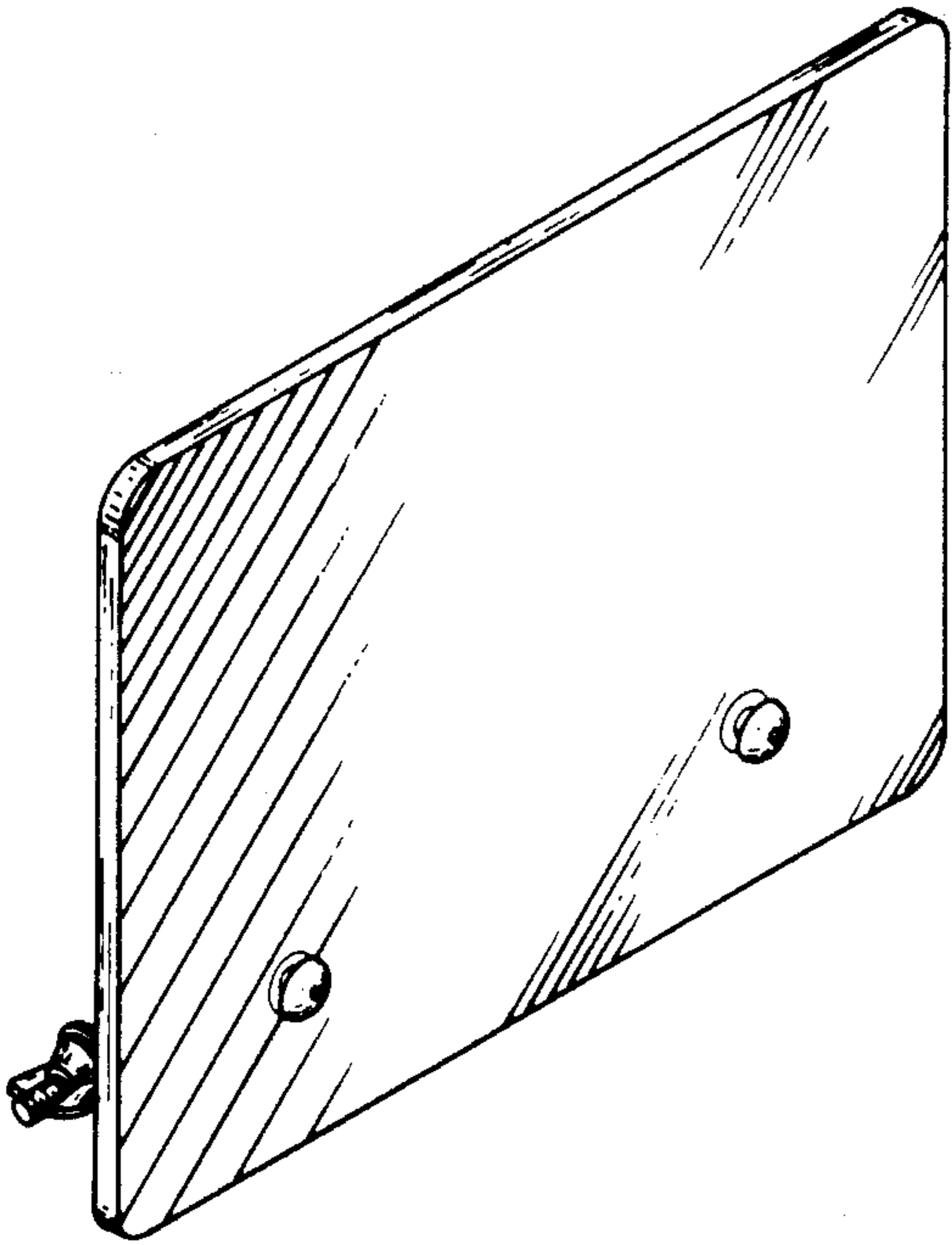


FIG. 1




FIG. 2

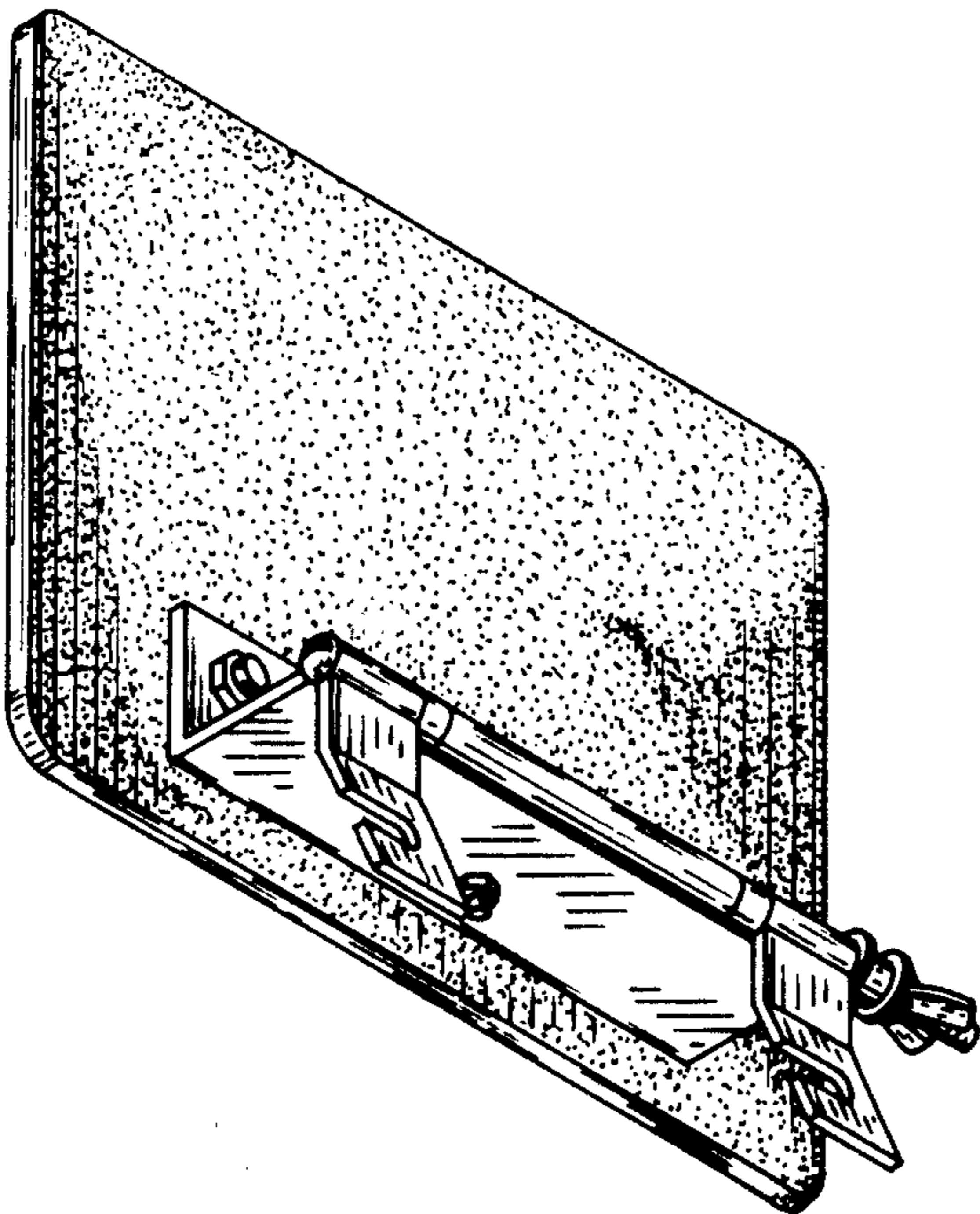


FIG. 3