

[54] **BROWNING GRIDDLE OR THE LIKE FOR MICROWAVE OVENS**

1,717,974 6/1929 Heinrichs ..... D7/85 X  
2,534,407 12/1950 Bramberry ..... D7/85 X  
3,785,274 1/1974 Yamamoto ..... D7/97 X

[75] Inventor: **Richard W. Greger, Corning, N.Y.**

*Primary Examiner*—Winifred E. Herrmann  
*Attorney, Agent, or Firm*—Clarence R. Patty, Jr.

[73] Assignee: **Corning Glass Works**

[\*\*] Term: **14 Years**

[57] **CLAIM**

[21] Appl. No.: **659,661**

The ornamental design for a browning griddle or the like for microwave ovens, as shown and described.

[22] Filed: **Feb. 20, 1976**

**DESCRIPTION**

[51] Int. Cl. .... **D7-02**

FIG. 1 is a top plan view of a browning griddle or the like for microwave ovens showing my new design.

[52] U.S. Cl. .... **D7/87; D7/1**

FIG. 2 is a sectional view taken along line 2—2 of FIG. 1.

[58] Field of Search ..... **D7/85, 37, 1, 97, 27,**

**D7/87; 126/390, 373**

FIG. 3 is a sectional view taken along line 3—3 of FIG. 1.

[56] **References Cited**

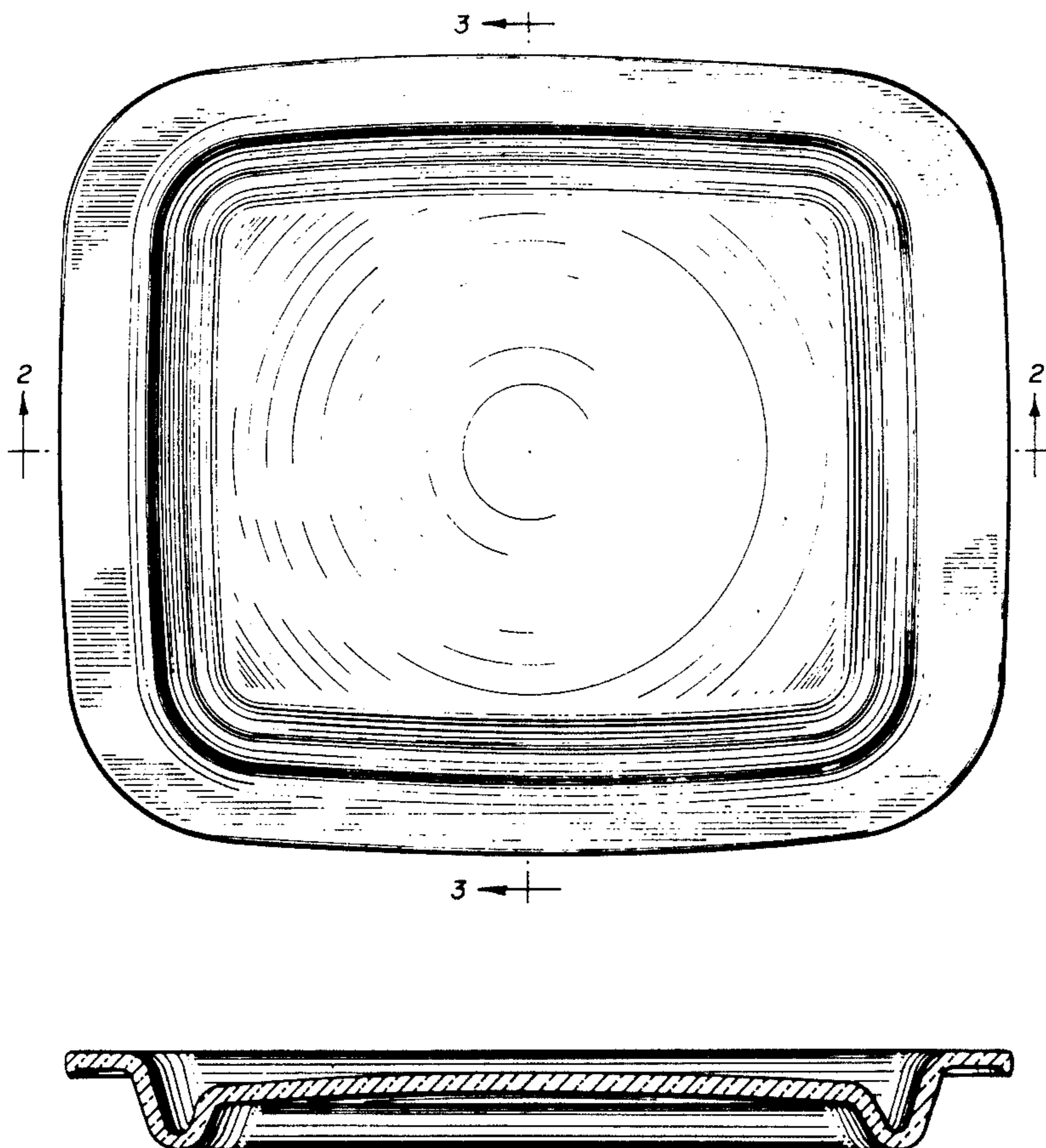
**U.S. PATENT DOCUMENTS**

1,351,285 8/1920 Chess ..... D7/37 X  
1,650,634 11/1927 Lutzler ..... D7/85 X

FIG. 4 is a side elevational view thereof;

FIG. 5 is an end elevational view thereof;

FIG. 6 is a bottom plan view thereof.



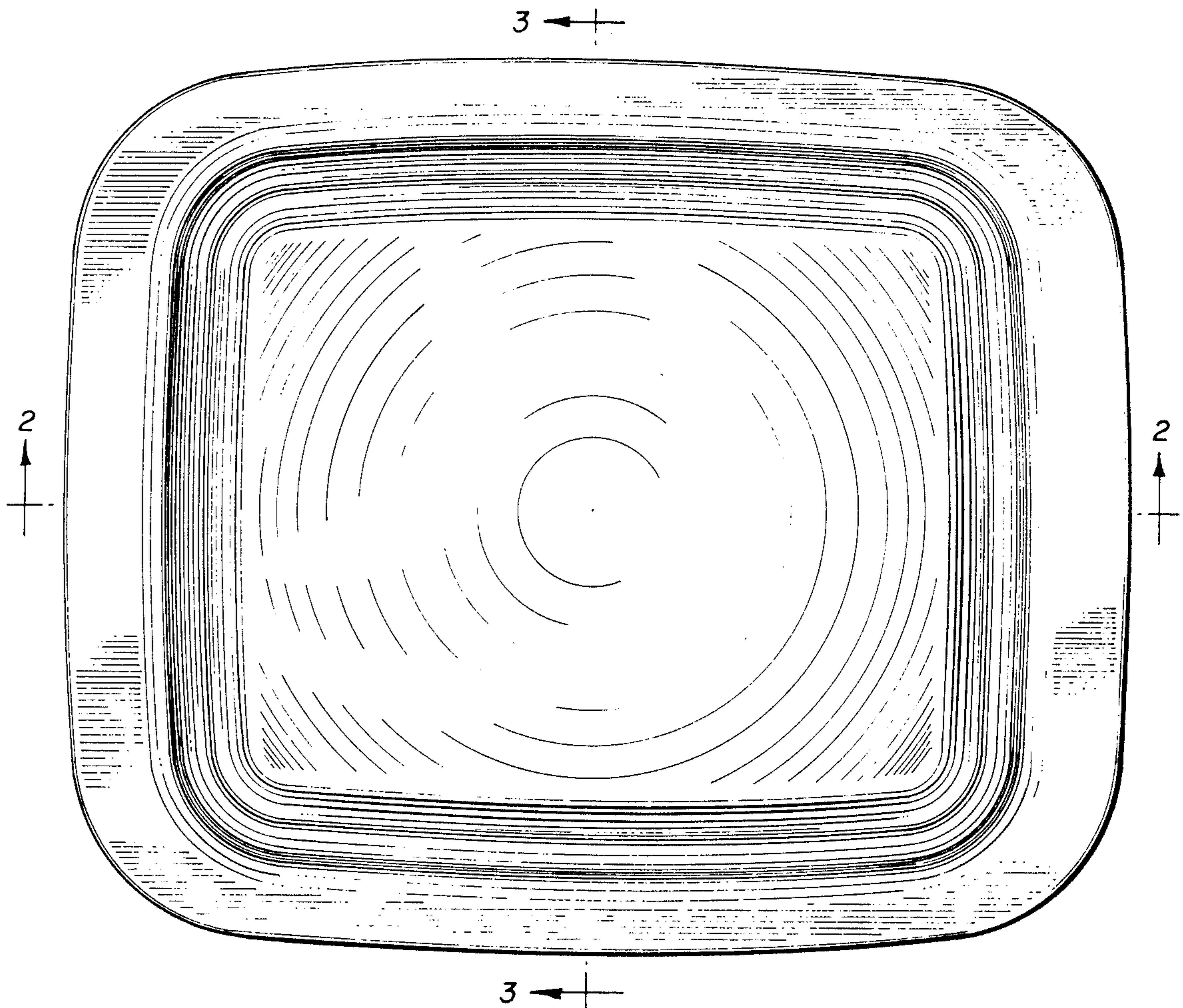


FIG. 1




FIG. 2




FIG. 3




FIG. 4




FIG. 5

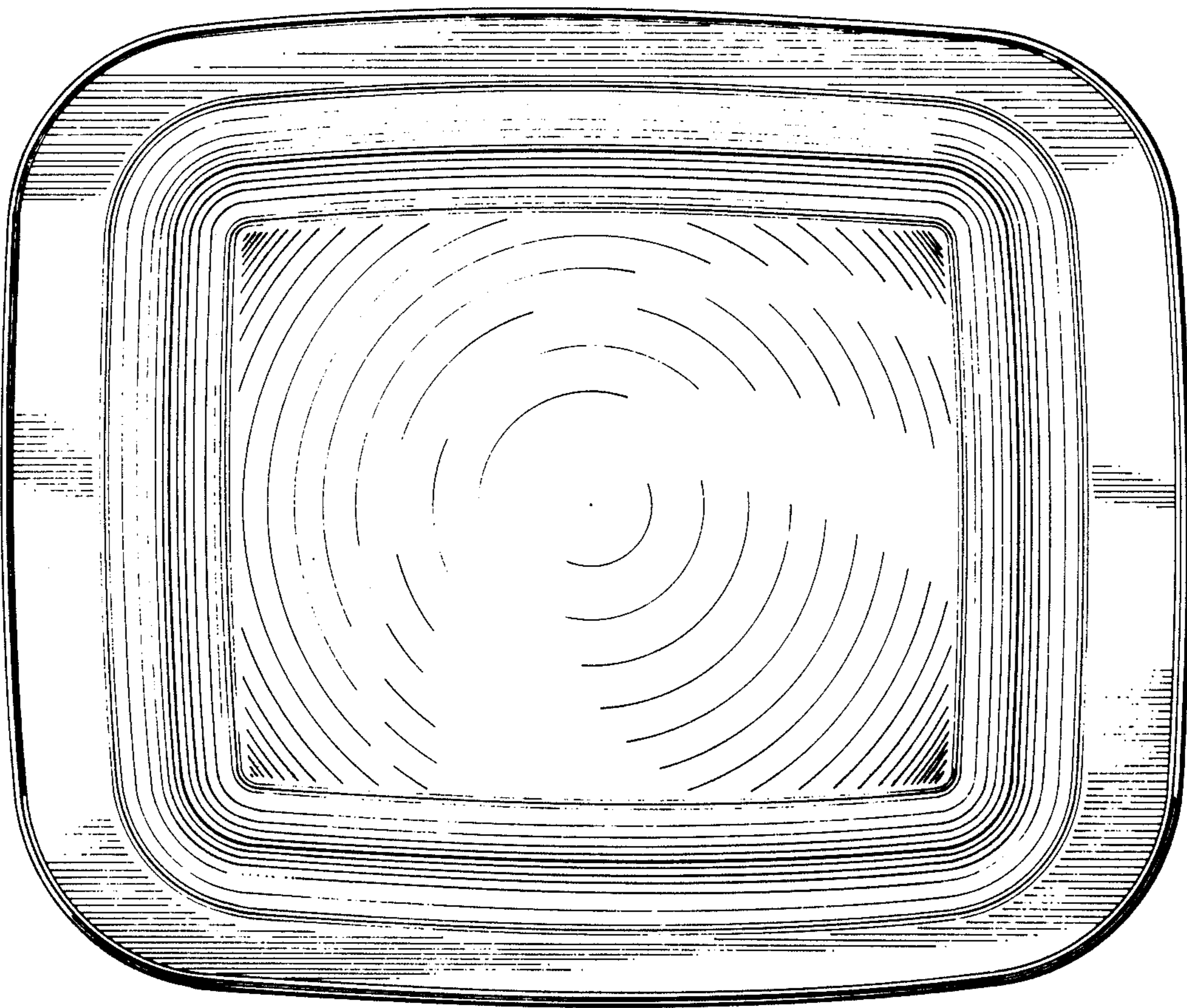


FIG. 6