

[54] **COMBINED RAZOR BLADE CARRIER AND DISPENSER**

[76] Inventor: **Joseph Scott Mineo**, 22119 Runnymede St., Canoga Park, Calif. 91303

[**] Term: **14 Years**

[21] Appl. No.: **704,516**

[22] Filed: **Jul. 12, 1976**

[51] Int. Cl. **D2-07**

[52] U.S. Cl. **D2/400**

[58] Field of Search D2/400, 381; D9/186, D9/193, 224; D52/2 R; 206/354; 211/49 D, 50; 312/42, 50, 60; 224/2 R, 2 C, 5 R, 5 A, 5 B, 5 C, 5 D, 5 E, 5 F, 5 G, 5 H, 16, 15

[56] **References Cited**

U.S. PATENT DOCUMENTS

D. 187,668 4/1960 Bauer D52/2 R

1,474,302	11/1923	Thompson	312/42
2,122,003	6/1938	Cooper	224/15
3,037,638	6/1962	Nealy	211/49 D
3,283,954	11/1966	Spooner	224/15
4,043,485	8/1977	Tippetts	312/60

Primary Examiner—Nelson C. Holtje
Attorney, Agent, or Firm—Roger A. Marrs

[57] **CLAIM**

The ornamental design for a combined razor blade carrier and dispenser, substantially as shown.

DESCRIPTION

FIG. 1 is a front perspective view showing my new design for a combined razor blade carrier and dispenser; FIG. 2 is a rear perspective view thereof; FIG. 3 is a front elevational view thereof; FIG. 4 is a rear elevational view thereof; FIG. 5 is a side elevational view thereof; FIG. 6 is a top plan view thereof; and FIG. 7 is a bottom plan view thereof.

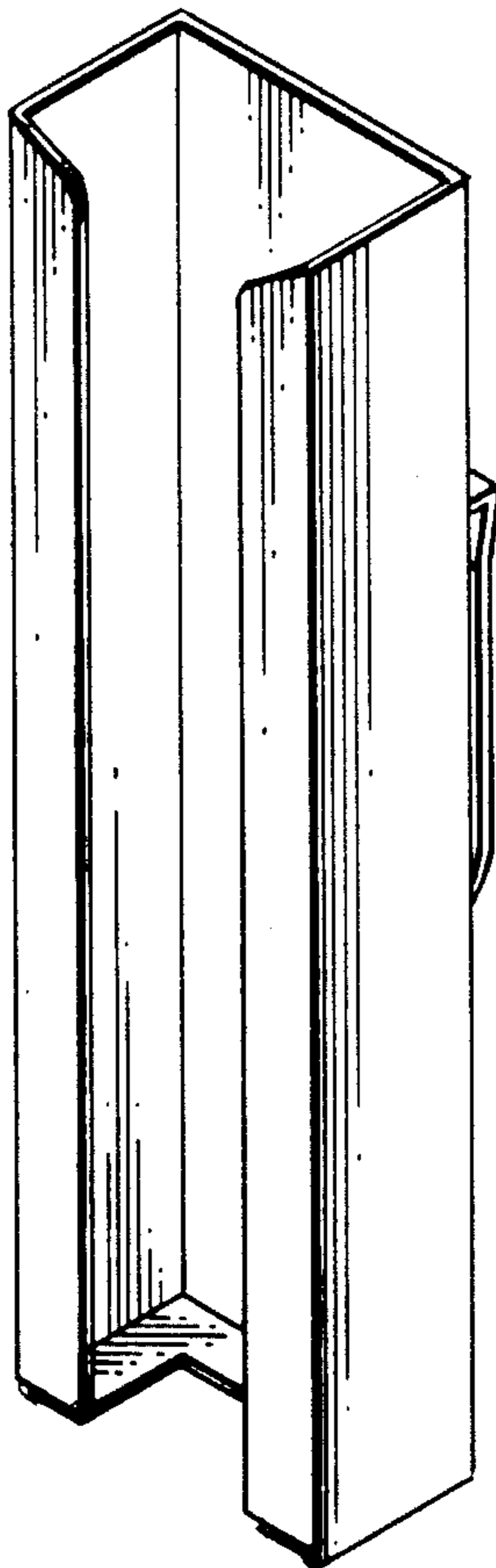


Fig. 1

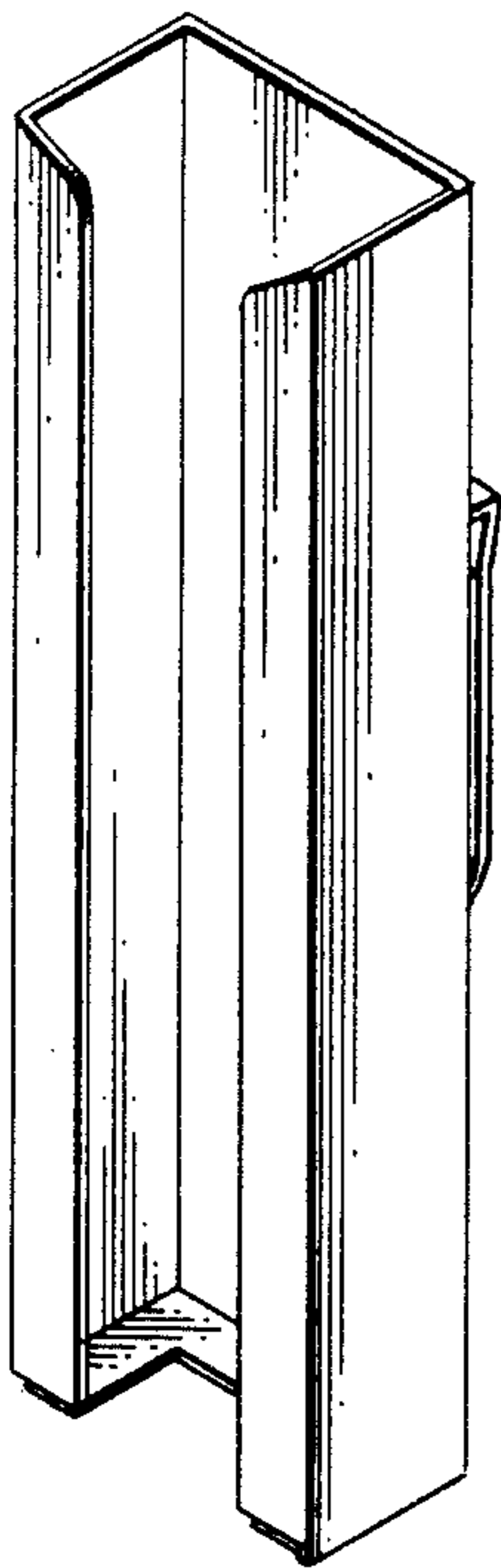


Fig. 3




Fig. 4

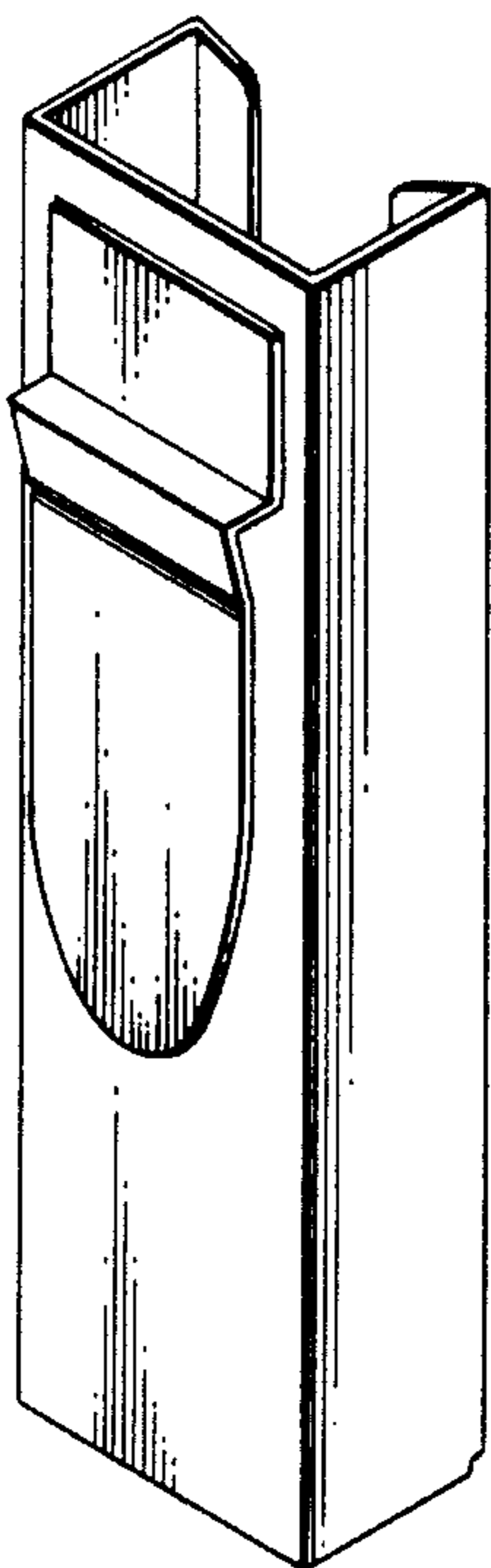
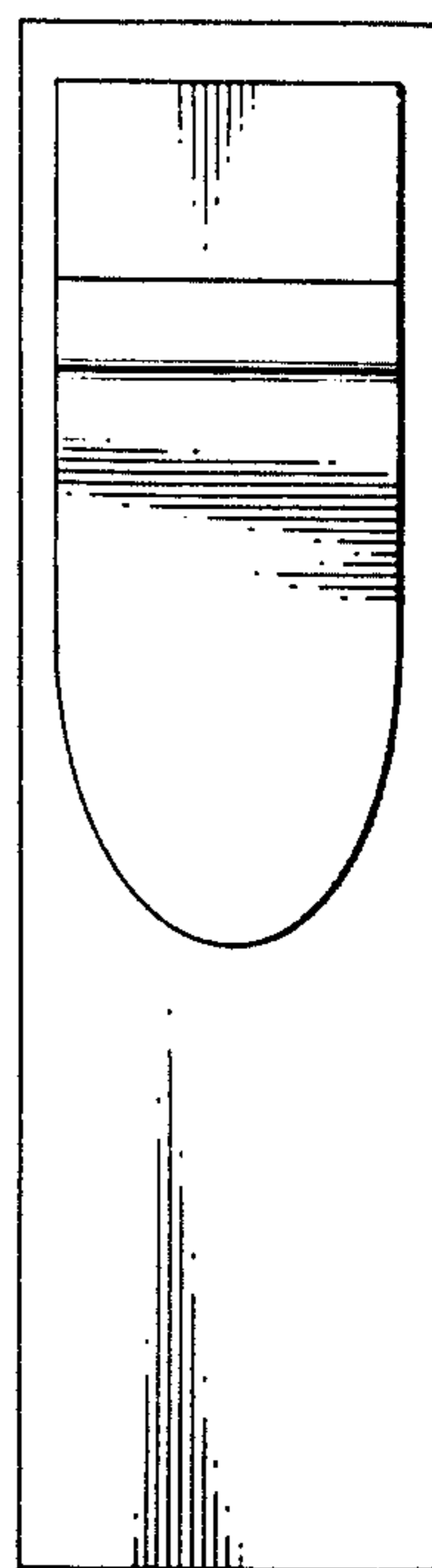


Fig. 5




Fig. 6

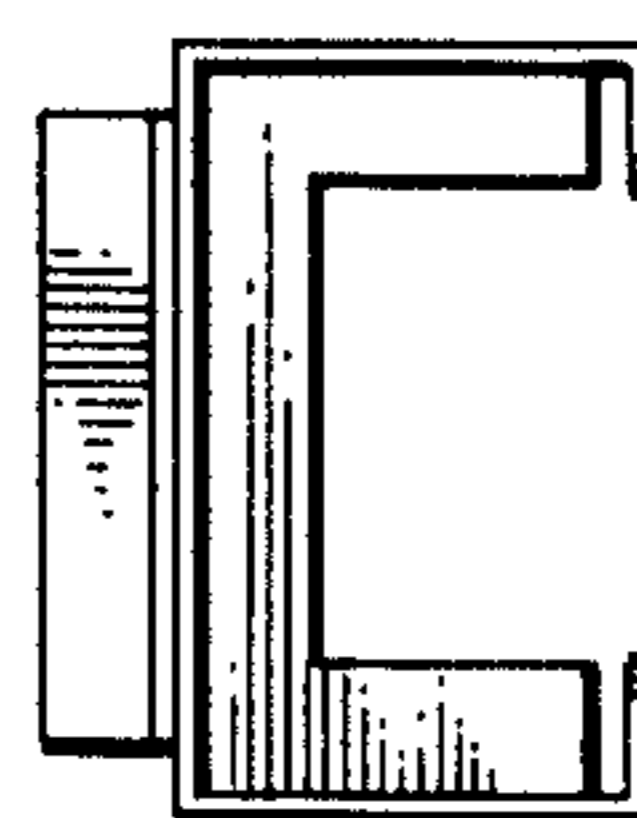


Fig. 7



Fig. 2