

[54] SORTING TRAY

[76] Inventor: Casper P. Warnekros, 1410 Clearview Rd., Santa Barbara, Calif. 93101

[**] Term: 14 Years

[21] Appl. No.: 673,935

[22] Filed: Apr. 5, 1976

[51] Int. Cl. D7-99

[52] U.S. Cl. D7/37; D7/104; 141/98

[58] Field of Search D7/99, 104, 41, 68, D7/102, 100, 37, 38; 294/55, 51; D8/7, 10; 141/98; 209/123, 126; 53/390 (U.S. only)

[56] References Cited

U.S. PATENT DOCUMENTS

D. 230,629	3/1974	Camp et al.	D7/68 X
256,150	4/1882	Mattoon	D8/10 X
458,175	8/1891	Larkins	141/98 X

952,313	3/1910	Droz	141/98
2,812,784	11/1957	Palmer	294/55 X
3,255,570	6/1966	Weimer	294/55 X
3,747,756	7/1973	Wheeler	209/123

Primary Examiner—Winifred E. Herrmann
Attorney, Agent, or Firm—Robert E. Geauque

[57] CLAIM

The ornamental design for a sorting tray, substantially as shown and described.

DESCRIPTION

FIG. 1 is a perspective view of the sorting tray showing my new design;
FIG. 2 is a top plan view;
FIG. 3 is an end elevational view taken from the left side of FIG. 1;
FIG. 4 is an end elevational view taken from the right side of FIG. 1;
FIG. 5 is a side elevational view, the opposite side being a mirror image thereof;
FIG. 6 is a bottom plan view.

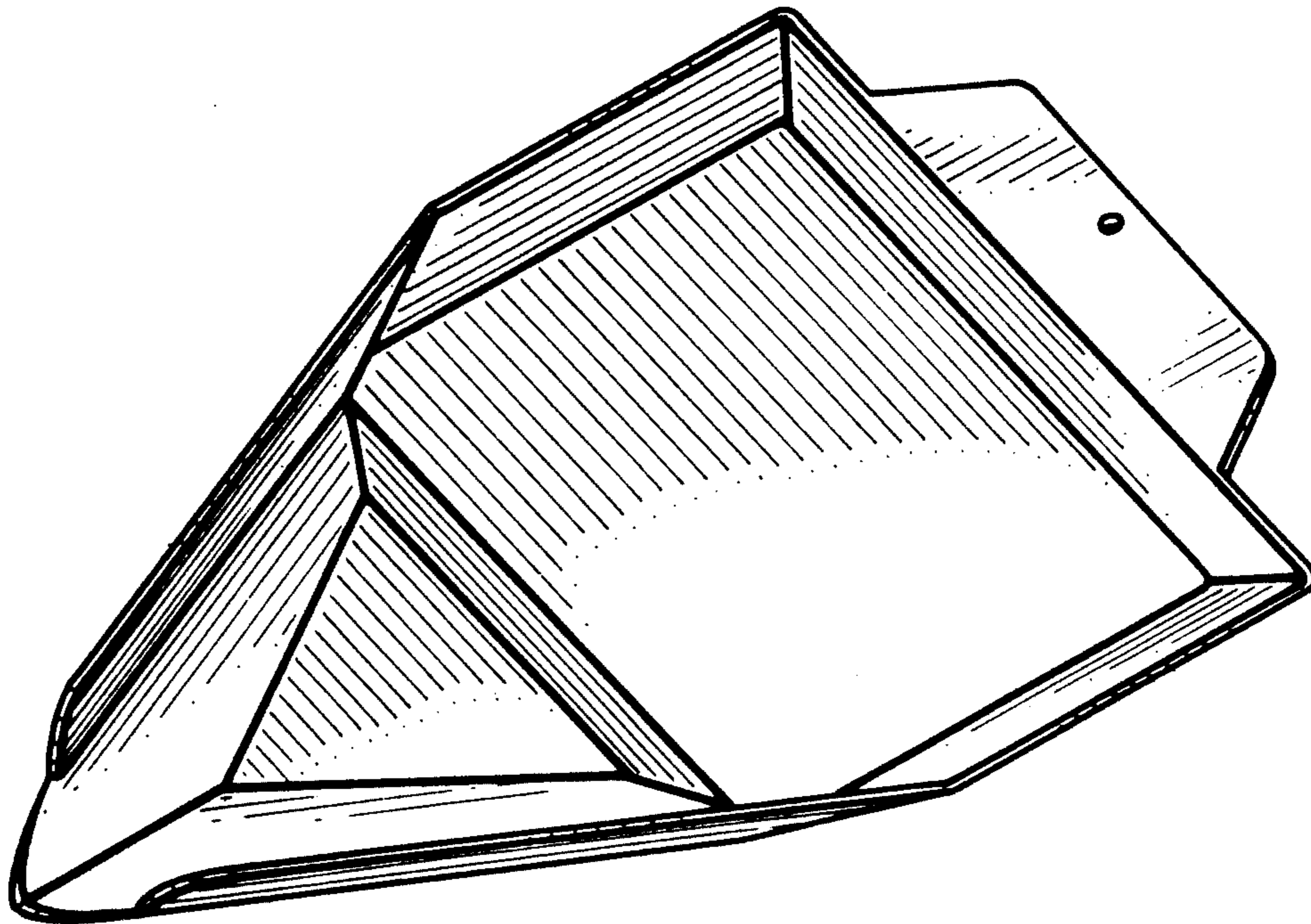


Fig. 1.

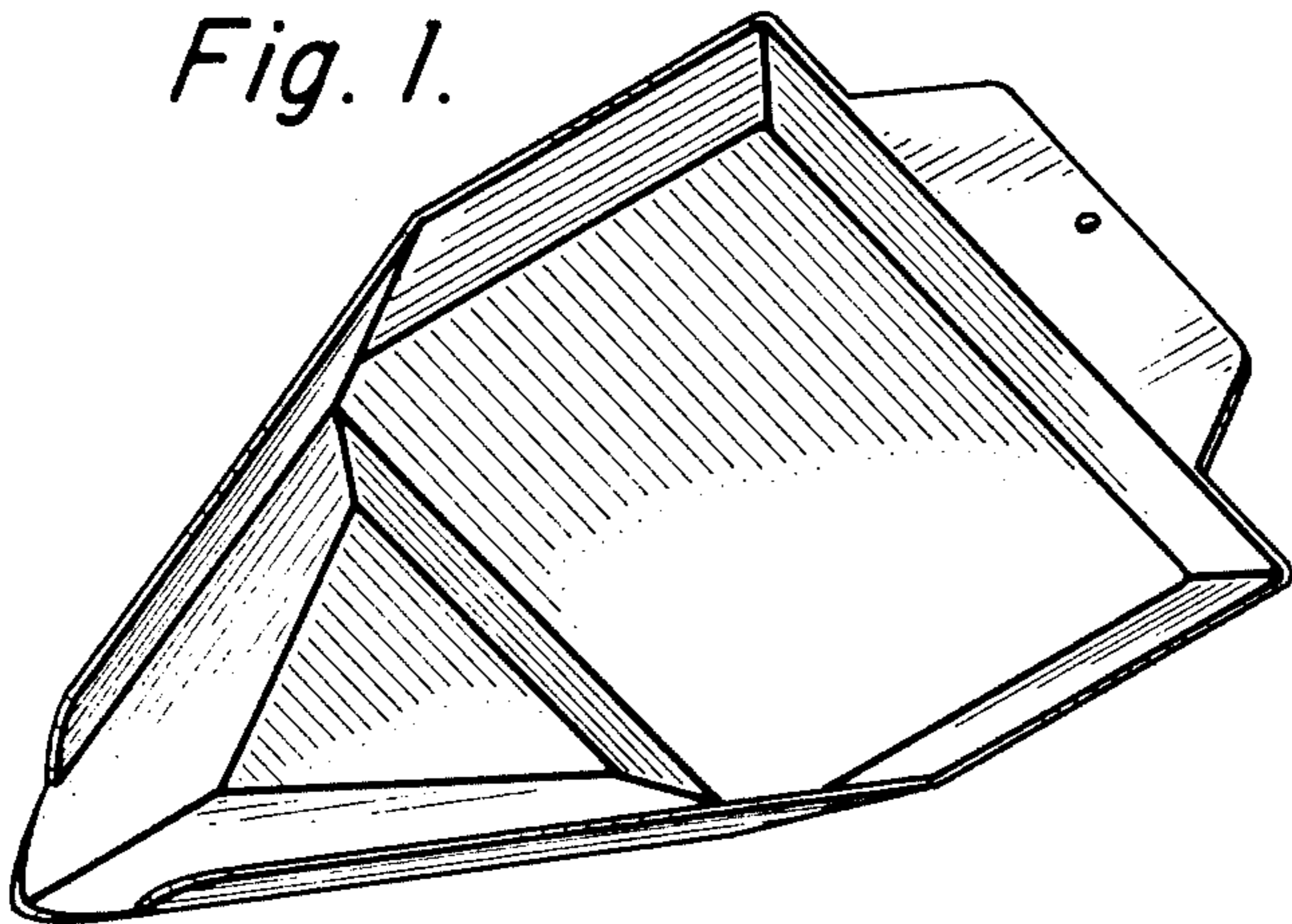


Fig. 2.

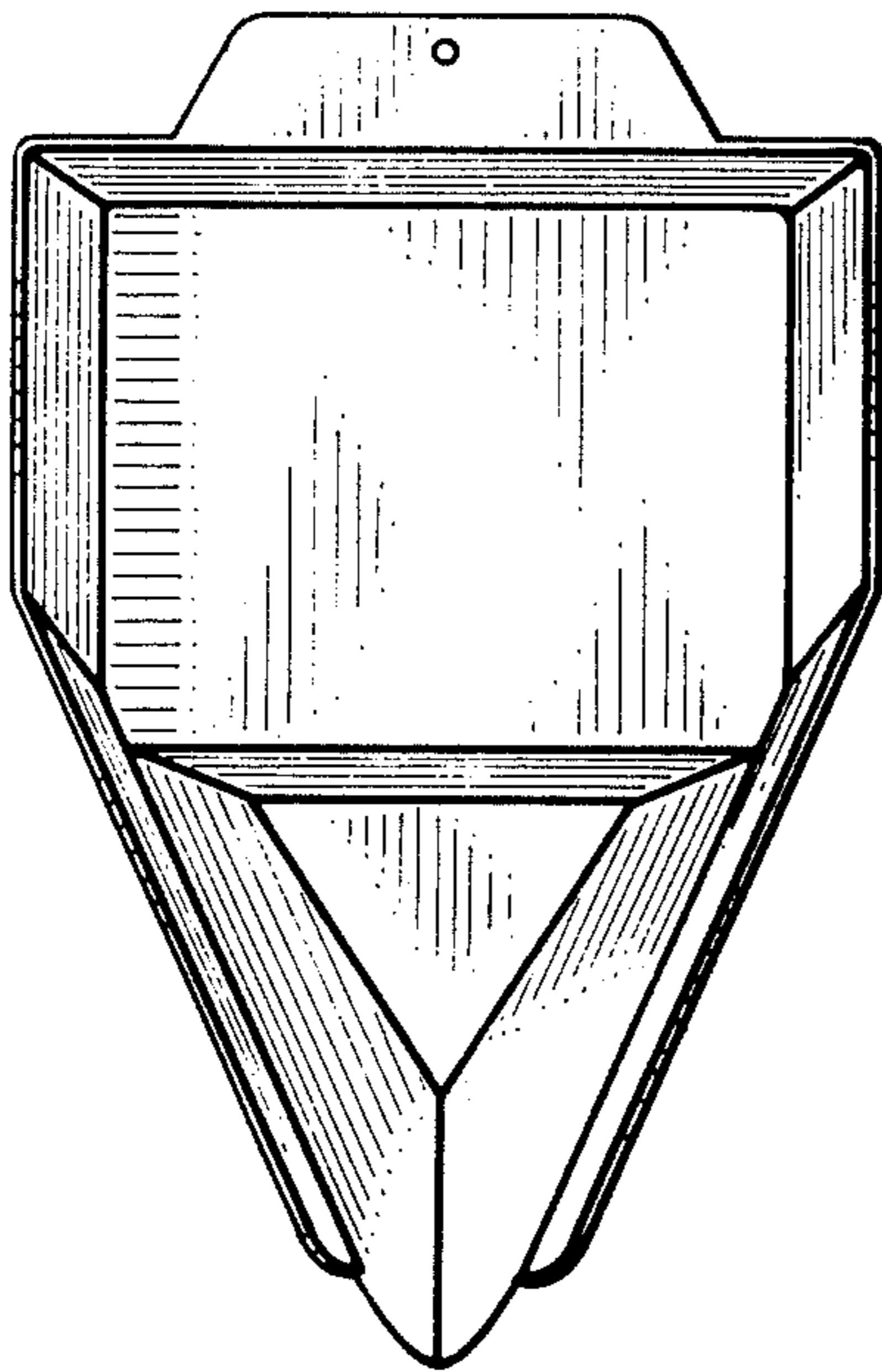


Fig. 3.



Fig. 4.




Fig. 5.



Fig. 6.

