

[54] JAR OPENER/POT HOLDER

[76] Inventor: Mary Randall, 214 Woodland Dr., East Islip, N.Y. 11730

[\*\*] Term: 3 1/2 Years

[21] Appl. No.: 647,127

[22] Filed: Jan. 7, 1976

[51] Int. Cl. .... D6-99; D7-99

[52] U.S. Cl. .... D6/293; D8/34; D8/38

[58] Field of Search ..... D8/34, 38, 40; 2/20; D6/293; D34/2 R, 4 R; D2/366, 367

[56] References Cited

U.S. PATENT DOCUMENTS

|            |         |         |       |           |
|------------|---------|---------|-------|-----------|
| D. 74,186  | 1/1928  | Myers   | ..... | D2/367    |
| D. 95,056  | 4/1935  | MacLeod | ..... | D2/366    |
| D. 170,734 | 10/1953 | Wright  | ..... | D34/2 R X |

|            |         |            |       |          |
|------------|---------|------------|-------|----------|
| D. 233,114 | 10/1974 | Noyes      | ..... | D6/293   |
| 2,261,064  | 10/1941 | Katz       | ..... | D6/293 X |
| 2,695,999  | 12/1954 | Arnold     | ..... | 2/20     |
| 2,701,361  | 2/1955  | Depta, Jr. | ..... | 2/20     |

OTHER PUBLICATIONS

McCall's Needlework Patterns, May-Jun. 1958, p. 382, item D-bottom left "mit."

Primary Examiner—Winifred E. Herrmann

[57] CLAIM

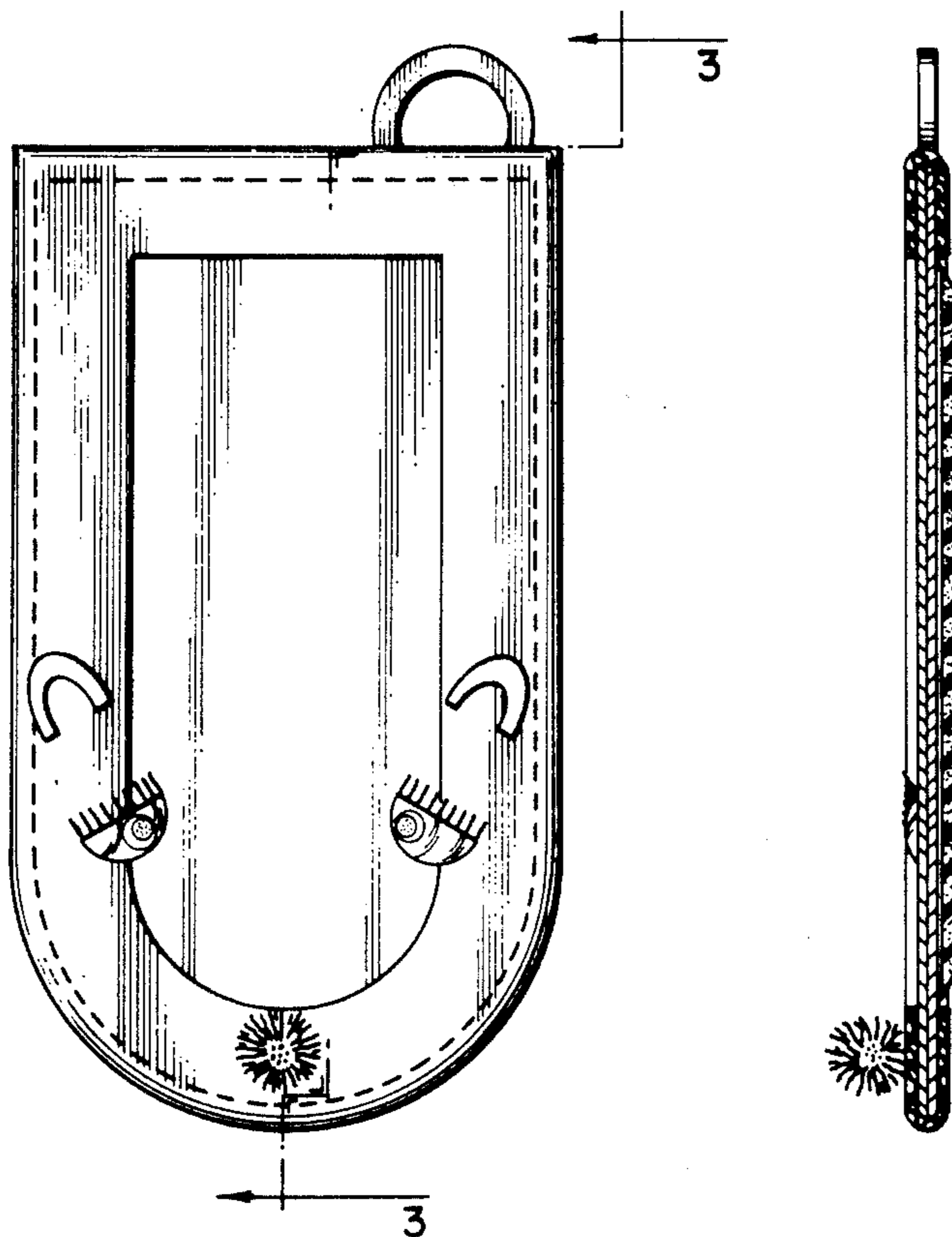
The ornamental design for a jar opener/pot holder, as shown and described.

DESCRIPTION

FIG. 1 is a top plan view of a jar opener/pot holder showing my new design;

FIG. 2 is a bottom plan view; and

FIG. 3 is a cross-sectional view taken on line 3—3 of FIG. 1.



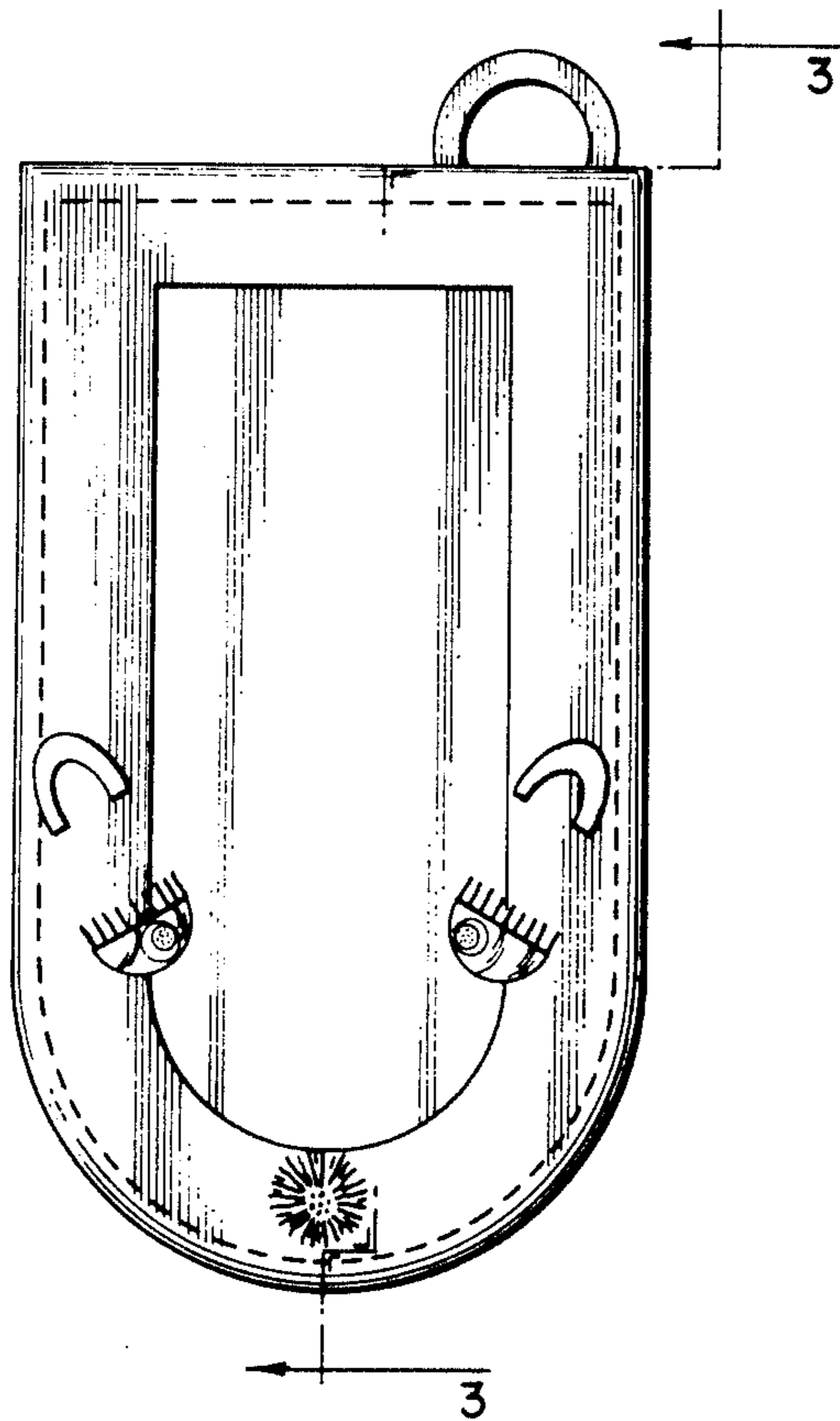


FIG. 1



FIG. 3

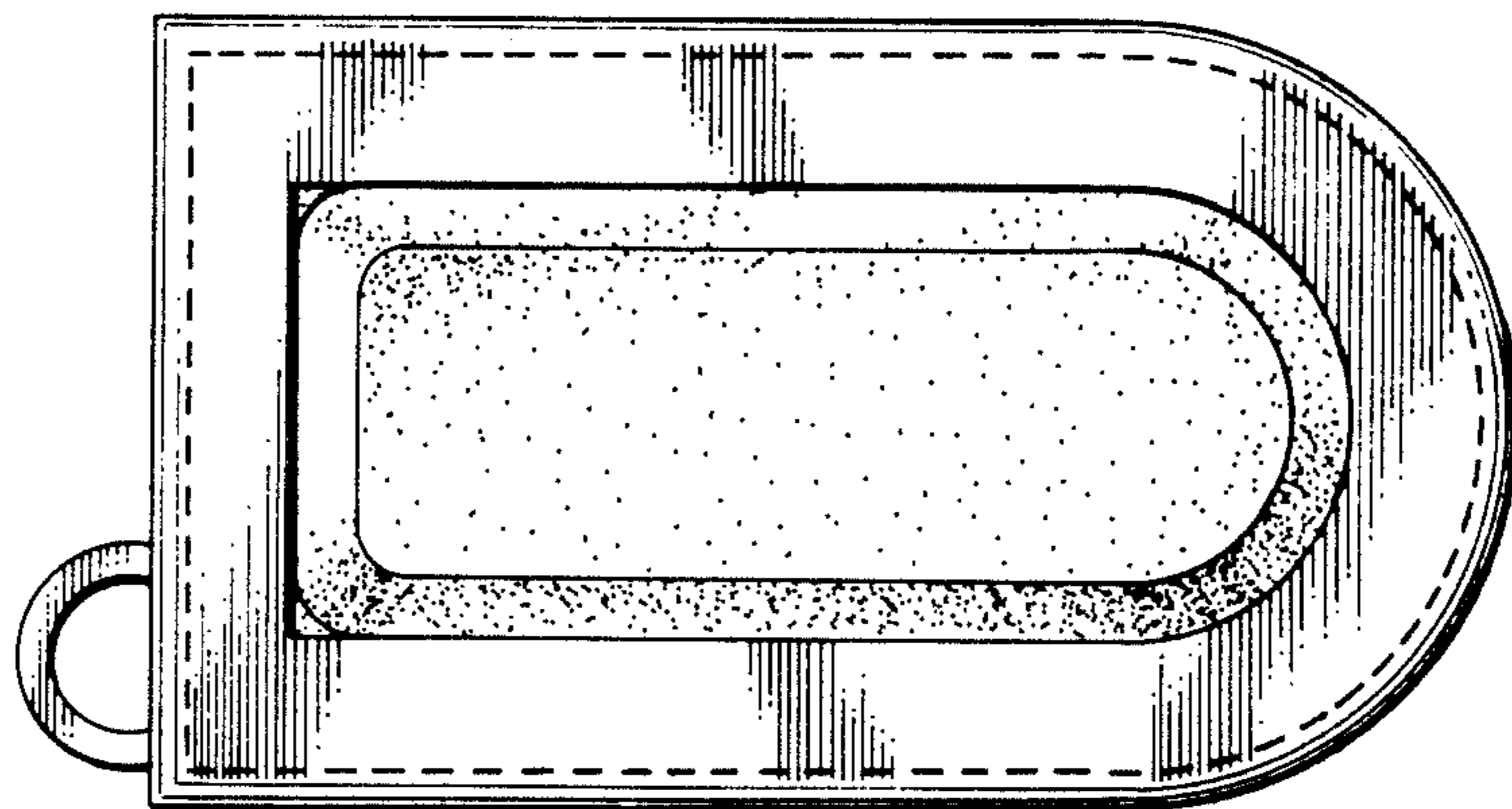


FIG. 2