

[54] **BRAYER** 3,030,652 4/1962 Whitfield et al. 401/218

[75] Inventor: **Francis W. MacGregor**, New Britain, Conn.

[73] Assignee: **Hunt Manufacturing Co.**, Philadelphia, Pa.

[**] Term: **14 Years**

[21] Appl. No.: **738,348**

[22] Filed: **Nov. 3, 1976**

[51] Int. Cl. **D18-99; D8-05**

[52] U.S. Cl. **D64/18**

[58] Field of Search **D64/11 R, 10, 18; 15/208, 209 R, 210 R, 230.11, 244; 29/110, 110.5, 120, 131; 101/329, 330, 331; 401/48, 118, 131, 140, 196, 197, 198, 207, 218, 219, 220**

[56] **References Cited**

U.S. PATENT DOCUMENTS

2,827,649 3/1958 Perry 401/219

FOREIGN PATENT DOCUMENTS

7,869 4/1879 Germany 401/197

5,222 8/1956 Germany 101/327

183,944 8/1922 United Kingdom 29/110.5

Primary Examiner—Wallace R. Burke
Assistant Examiner—Catherine Kemper
Attorney, Agent, or Firm—George J. Harding, III

[57] **CLAIM**

The ornamental design for a brayer, as shown.

DESCRIPTION

FIG. 1 is a top perspective view of a brayer showing my design;

FIG. 2 is a left side elevational view thereof;


FIG. 3 is a right side elevational view thereof;

FIG. 4 is a top plan view thereof;

FIG. 5 is a bottom plan view thereof;

FIG. 6 is a front elevational view thereof; and

FIG. 7 is a rear elevational view thereof.






FIG. 1.




FIG. 2.




FIG. 3.

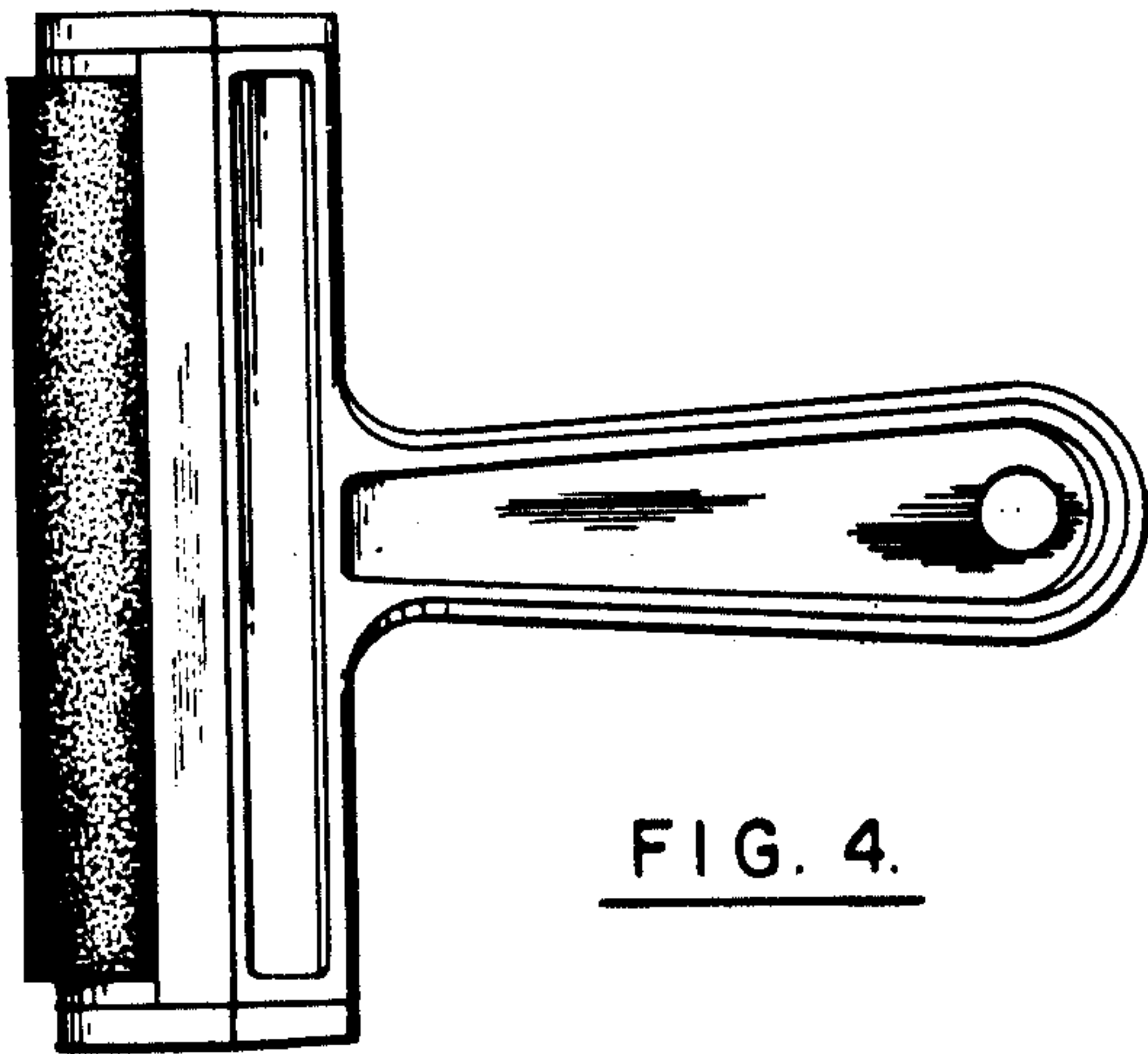


FIG. 4.

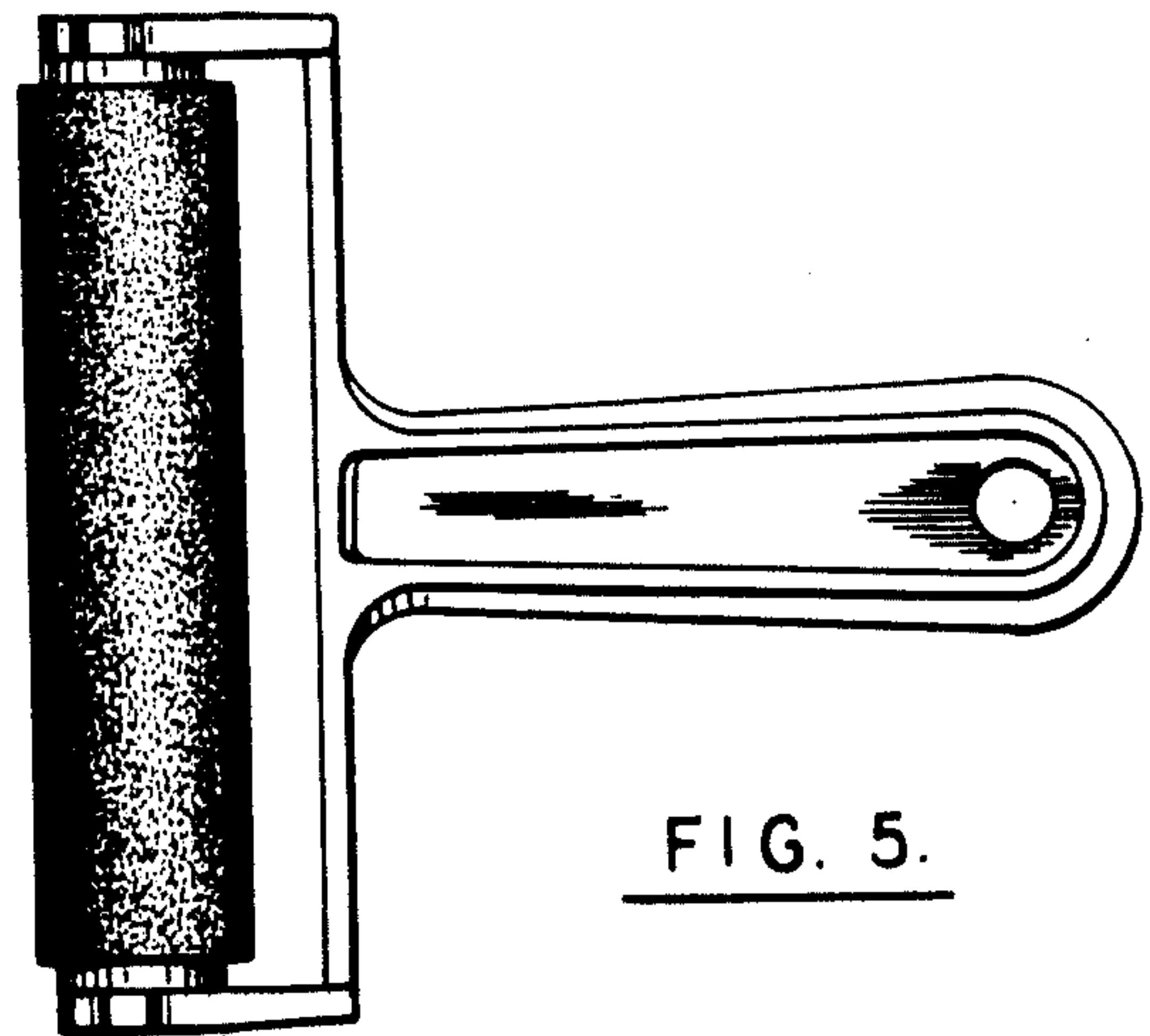


FIG. 5.




FIG. 6.




FIG. 7.