

- [54] BICYCLE CHAIN GUARD  
[75] Inventors: Richard D. Williams, Brentwood;  
Dennis C. Patterson, Nashville, both  
of Tenn.  
[73] Assignee: The Murray Ohio Manufacturing Co.,  
Brentwood, Tenn.  
[\*\*] Term: 14 Years  
[21] Appl. No.: 776,883  
[22] Filed: Mar. 11, 1977  
[51] Int. Cl. .... D12-11  
[52] U.S. Cl. .... D12/127  
[58] Field of Search ..... D12/127, 111; 74/611

[56] References Cited  
PUBLICATIONS

Orbea Y C., S.A. Catalog, p. 18, Chain Guard on Bicy-  
cle.  
Primary Examiner—Wallace R. Burke

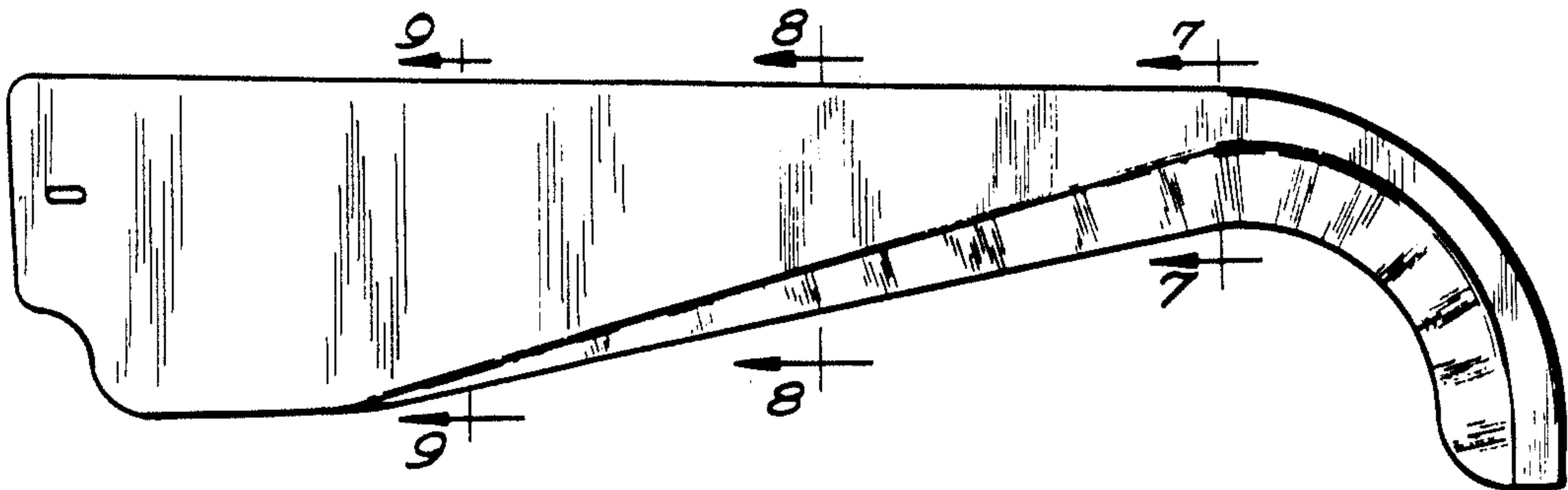
Assistant Examiner—James M. Gandy  
Attorney, Agent, or Firm—John W. Malley

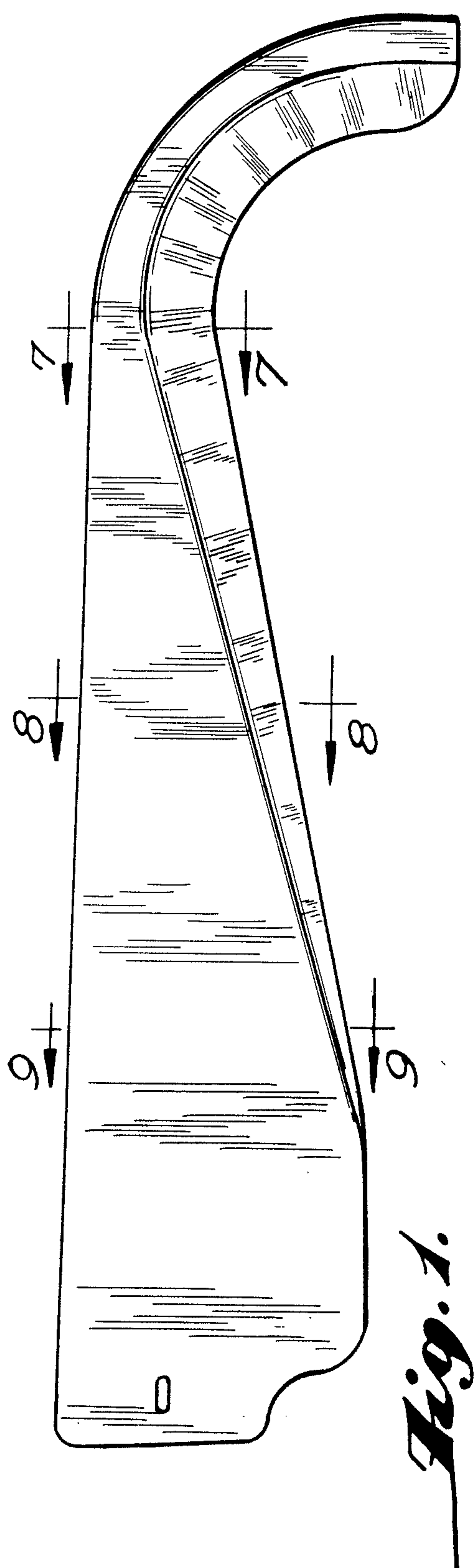
[57] CLAIM

The ornamental design for a bicycle chain guard, sub-  
stantially as shown.


DESCRIPTION

FIG. 1 is a side elevational view of a bicycle chain  
guard showing our new design;  
FIG. 2 is a bottom plan view thereof;  
FIG. 3 is a top plan view thereof;  
FIG. 4 is an elevational view taken from the side oppo-  
site that shown in FIG. 1;  
FIG. 5 is a front elevational view thereof;  
FIG. 6 is a rear elevational view thereof;  
FIG. 7 is a sectional view taken along the lines 7—7 of  
FIG. 1;  
FIG. 8 is a sectional view taken along the lines 8—8 of  
FIG. 1, and  
FIG. 9 is a sectional view taken along the lines 9—9 of  
FIG. 1.

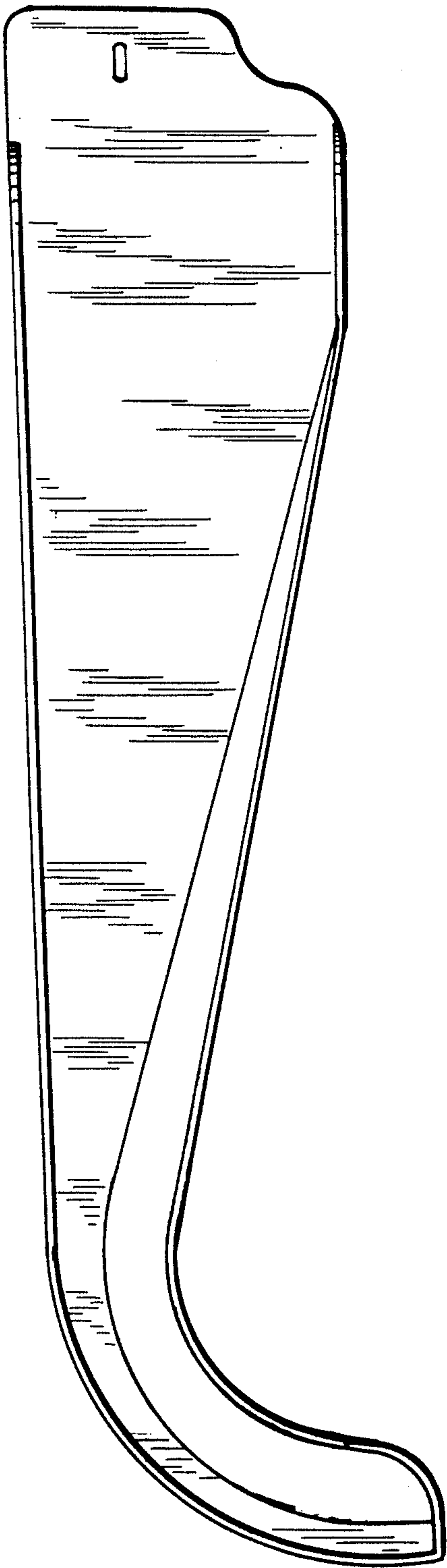




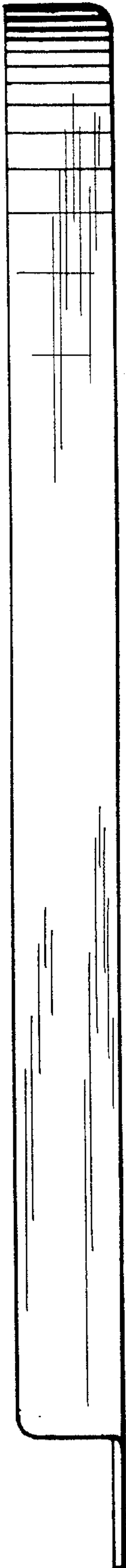
*Fig. 2.*




*Fig. 4.*




*Fig. 3.*




*Fig.5.*



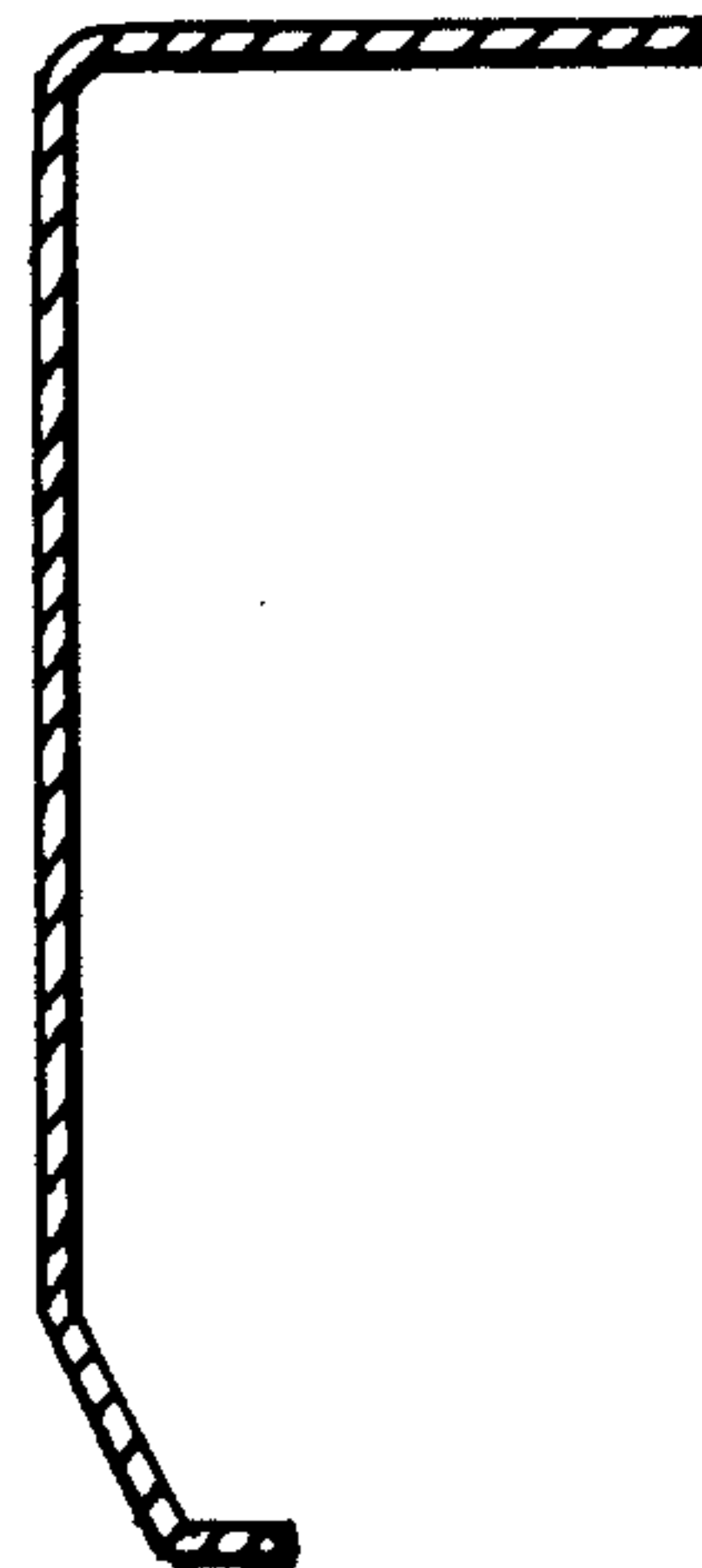
*Fig.6.*



*Fig.7.*



*Fig.8.*



*Fig.9.*

