

[54] AUDIO SPEAKER CABINET

[75] Inventors: **Ferdinand R. Minozzi; Stephen A. Minozzi**, both of Yonkers; **Robert Pelepako**, Dobbs Ferry, all of N.Y.

[73] Assignee: **M.B.O. Music Enterprises, Inc.**, Dobbs Ferry, N.Y.

[**] Term: **14 Years**

[21] Appl. No.: **759,418**

[22] Filed: **Jan. 14, 1977**

[51] Int. Cl. **D14-01**

[52] U.S. Cl. **D14/33; D14/34**

[58] Field of Search **D14/34, 33, 96; 181/144, 155; 179/1 E, 1 R; 84/1.16, DIG. 1, DIG. 17**

[56] **References Cited**

U.S. PATENT DOCUMENTS

D. 206,070 10/1966 Matsuda D14/33

D. 211,091	5/1968	Wilder	D14/33
D. 215,160	9/1969	Warren et al.	D14/34
D. 236,010	7/1975	Carroll	D14/33
D. 237/089	10/1975	Walker	D14/33
2,872,516	2/1959	Hoffman	181/144 X
3,860,755	1/1975	Kimbell	181/155 X

Primary Examiner—Bernard Ansher
Attorney, Agent, or Firm—Philip Furgang

[57] **CLAIM**

The ornamental design for an audio speaker cabinet, as shown and described.

DESCRIPTION

FIG. 1 is a front elevation view of an audio speaker cabinet, showing our new design; FIG. 2 is a top plan view thereof; FIG. 3 is a side elevational view thereof; and FIG. 4 is an elevation as seen from the side opposite FIG. 3.

The undisclosed rear portions of the speaker cabinet are plain and unornamented.

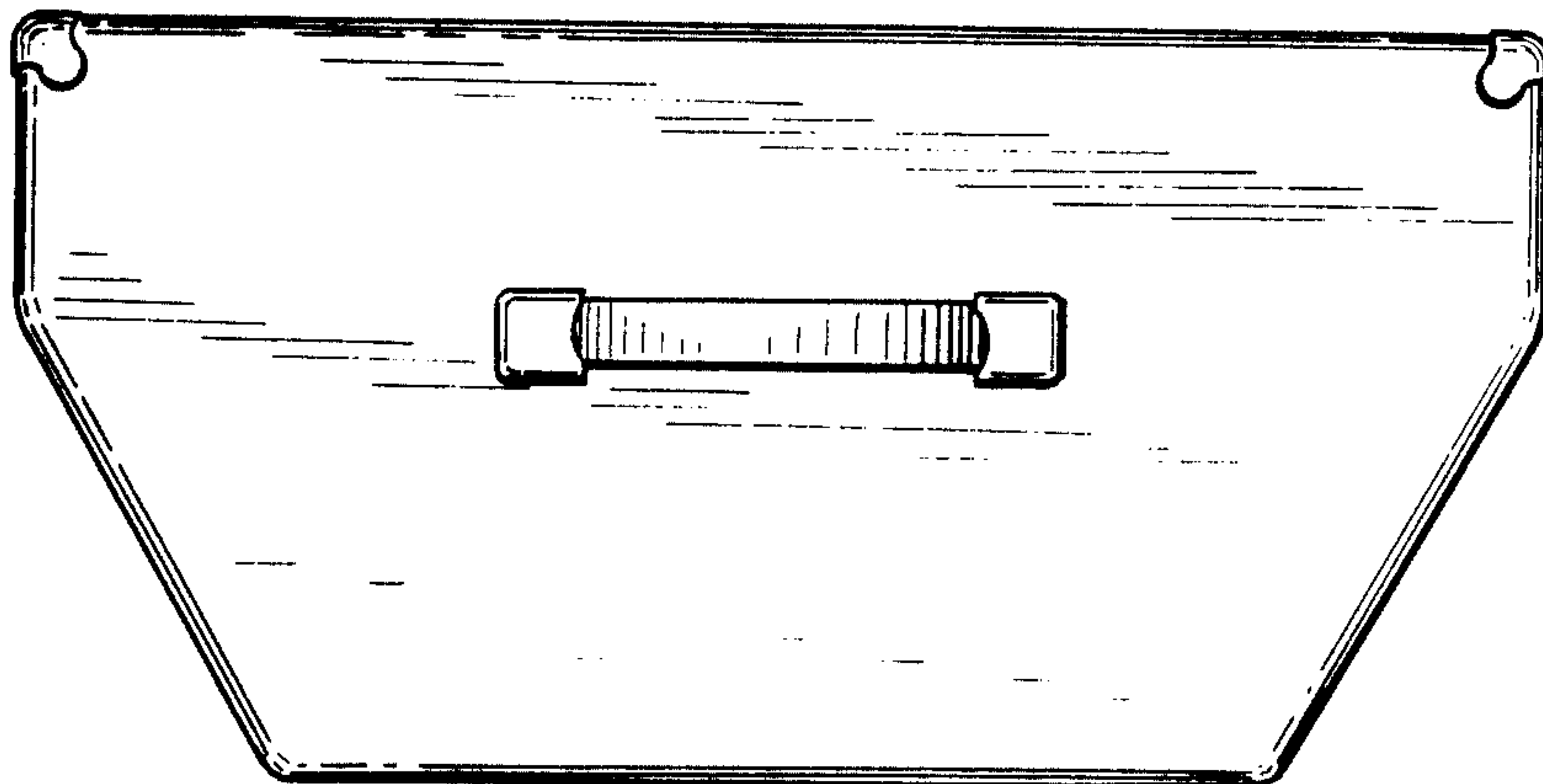
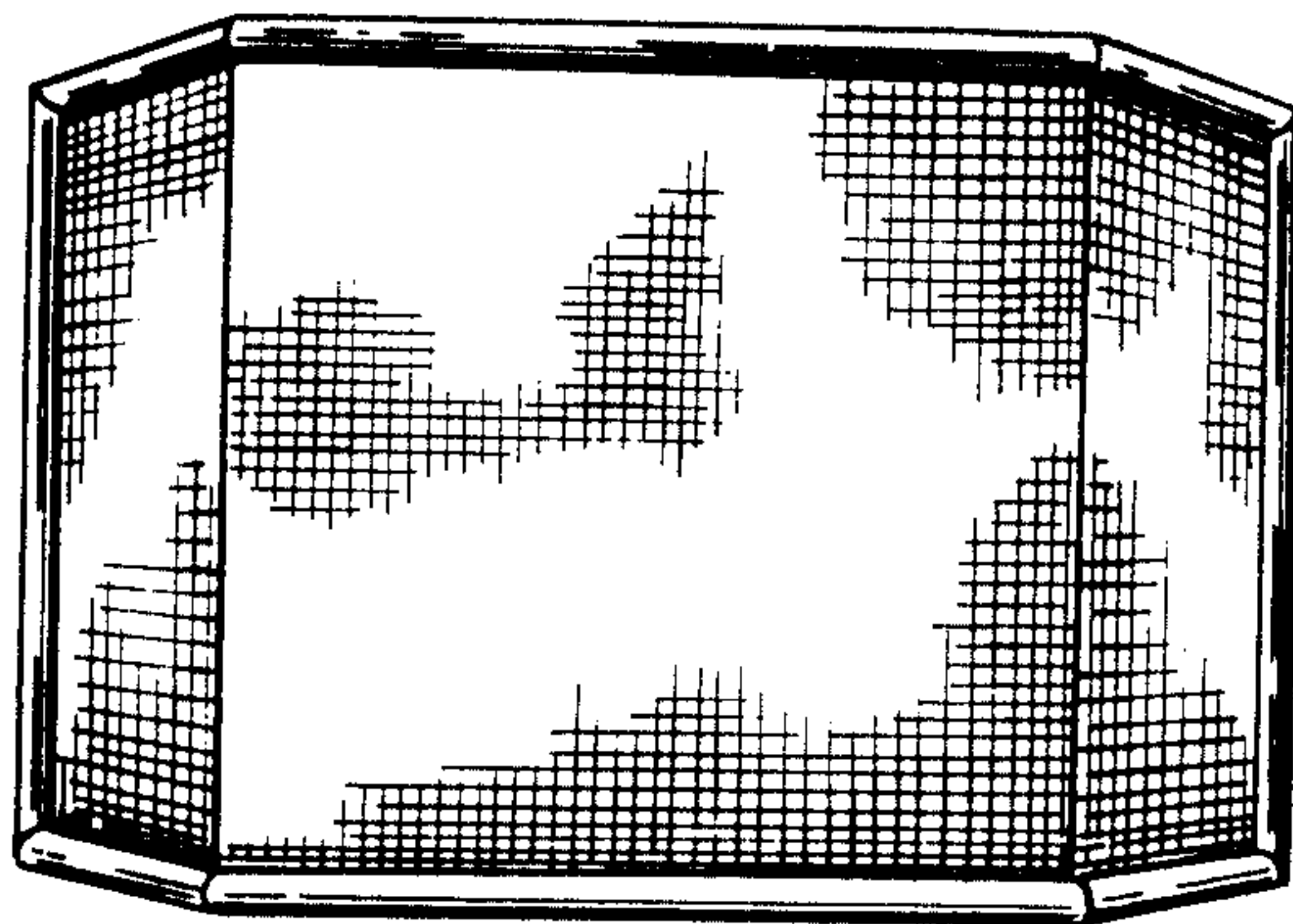


FIG. 1




FIG. 2

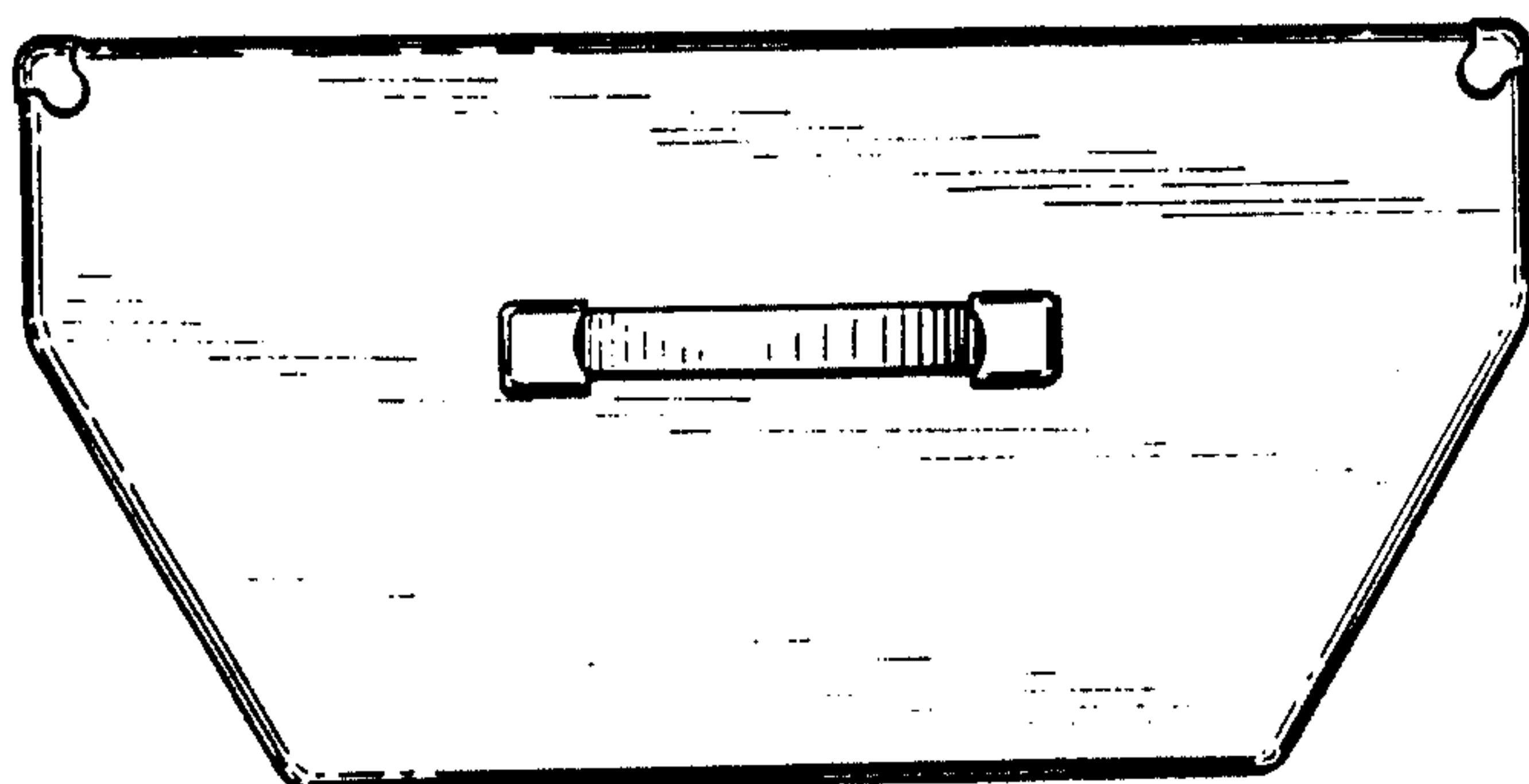


FIG. 3




FIG. 4

