

[54] MICROWAVE OVEN

[75] Inventors: **Chester J. Wojtowicz**, Prospect Heights; **Melvin H. Boldt**, Glenview, both of Ill.

[73] Assignee: **Amana Refrigeration, Inc.**, Amana, Iowa

[\*\*] Term: **14 Years**

[21] Appl. No.: **647,067**

[22] Filed: **Jan. 7, 1976**

[51] Int. Cl. .... **D7-02**

[52] U.S. Cl. .... **D7/128**

[58] Field of Search .... **D7/128-136; 219/10.5 S**

[56] **References Cited**

**U.S. PATENT DOCUMENTS**

|            |         |                    |        |
|------------|---------|--------------------|--------|
| D. 215,126 | 9/1969  | Mango .....        | D7/128 |
| D. 216,167 | 11/1969 | Mango et al. ....  | D7/128 |
| D. 219,852 | 2/1971  | Duncan et al. .... | D7/128 |
| D. 239,250 | 3/1976  | Kawata et al. .... | D7/128 |

*Primary Examiner*—Wallace R. Burke  
*Assistant Examiner*—Catherine Kemper  
*Attorney, Agent, or Firm*—Steven R. Gustafson

[57] **CLAIM**

The ornamental design for a microwave oven, as shown and described.


**DESCRIPTION**

FIG. 1 is a front perspective view of a microwave oven showing our new design;

FIG. 2 is a perspective view taken from the right side thereof;

FIG. 3 is a right side elevational view thereof.

The bottom and rear surface of the oven are substantially planar and unornamented.



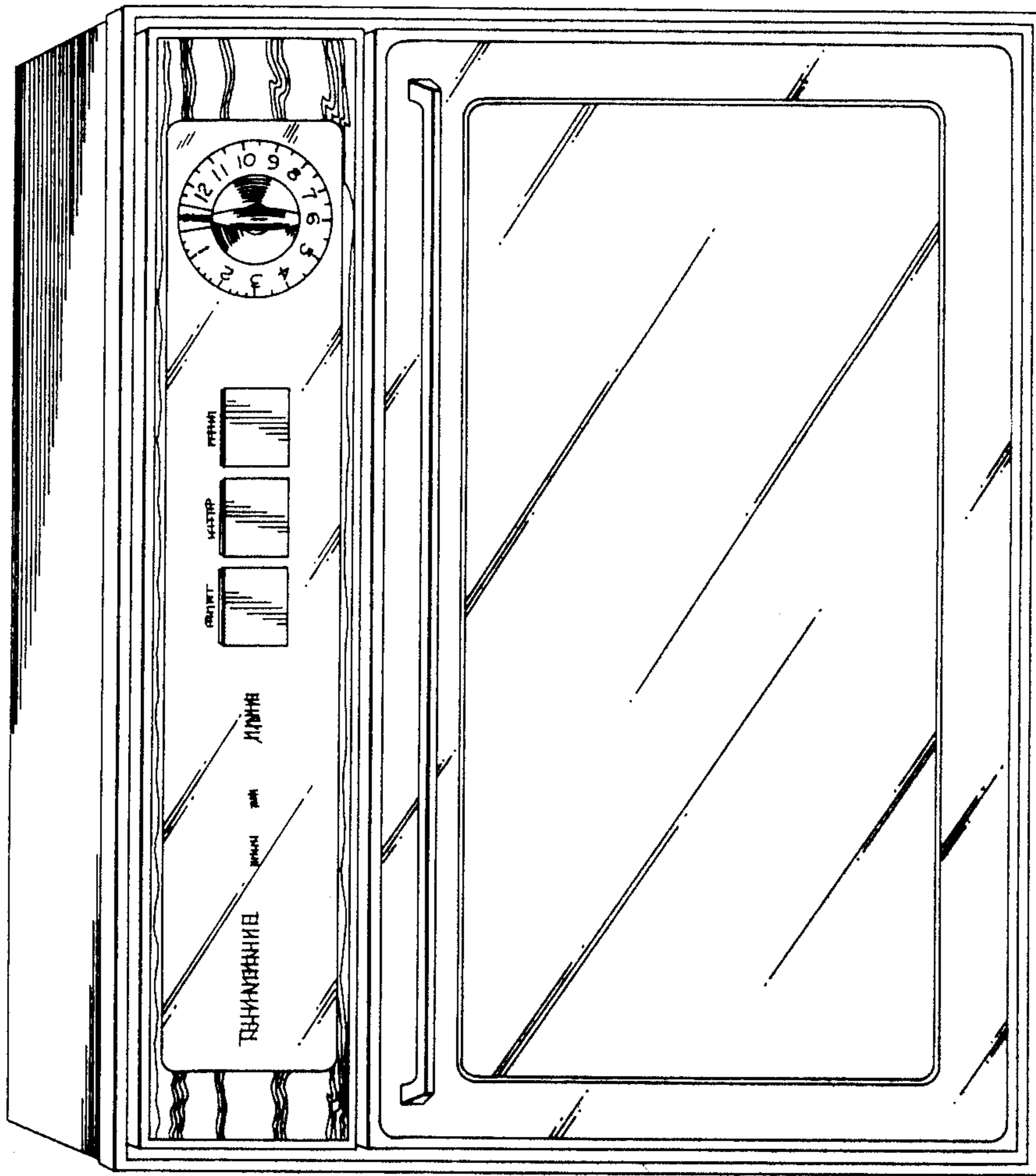
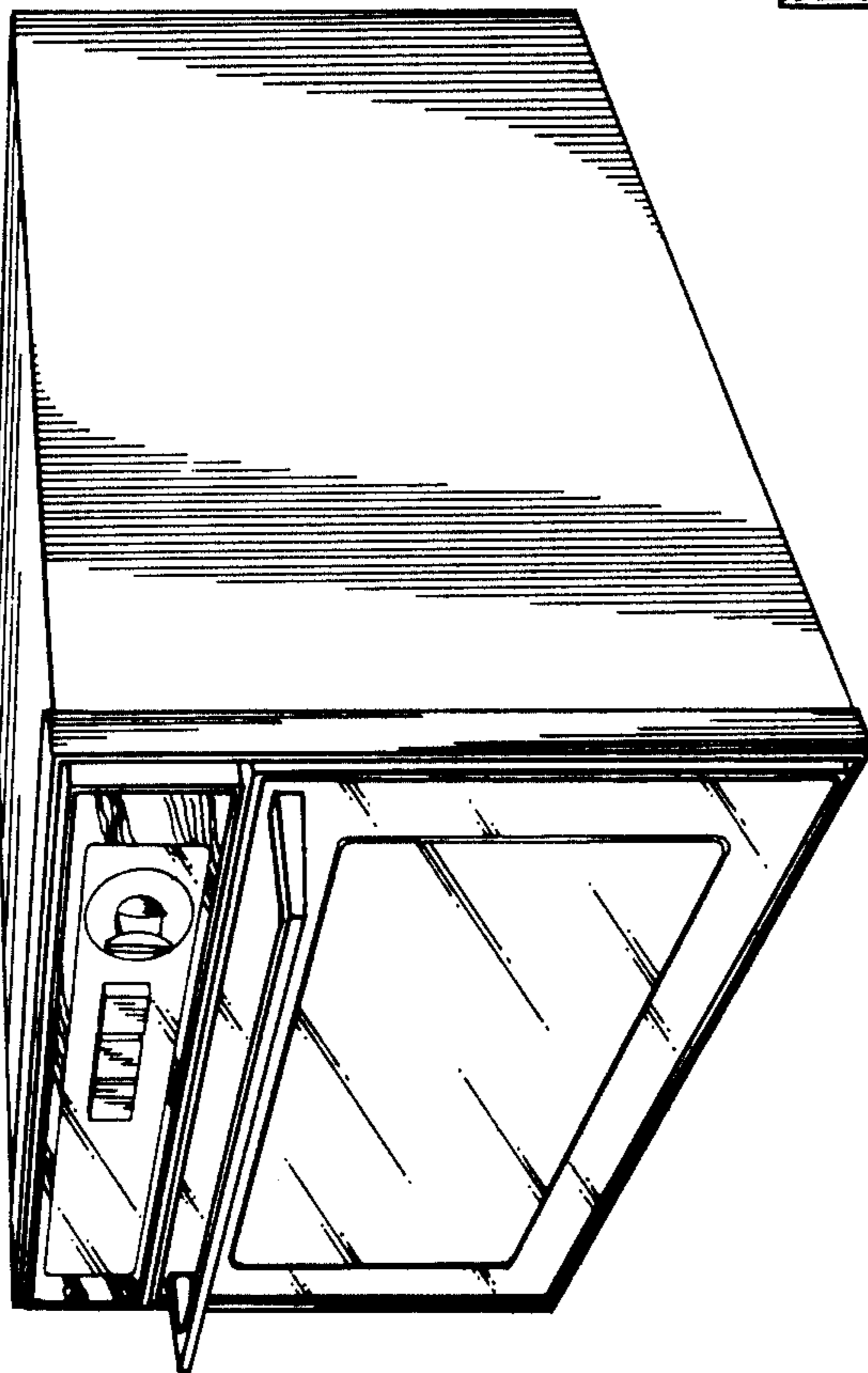
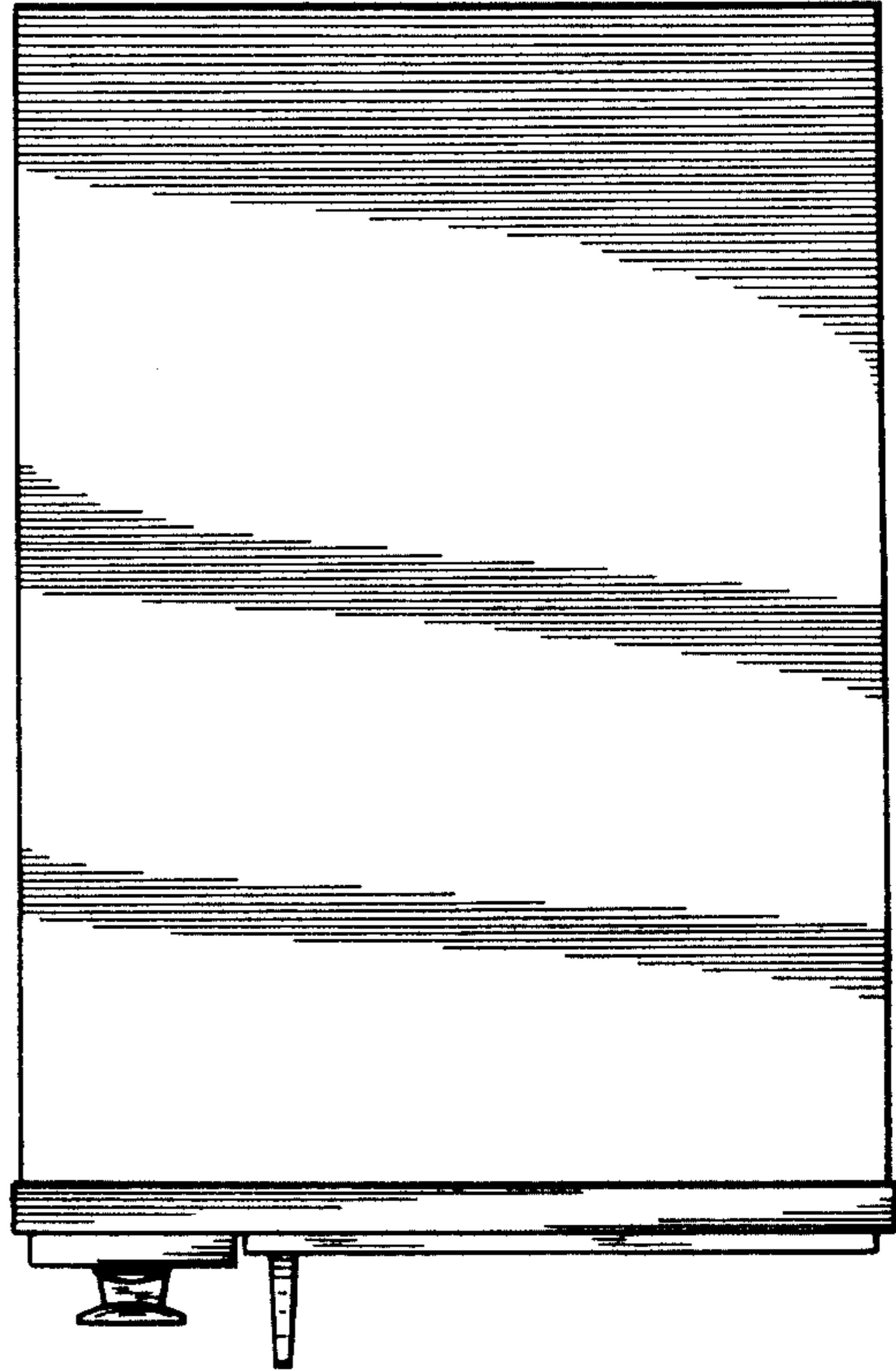


FIG. 1

*Fig. 3*



*Fig. 2*