

- [54] ELECTRONIC MODULAR DESK
- [75] Inventor: Kenneth F. Gazarek, Warrenville, Ill.
- [73] Assignee: Equipto Electronics Corporation
- [**] Term: 14 Years
- [21] Appl. No.: 744,314
- [22] Filed: Nov. 23, 1976

- D. 238,842 2/1976 Szucs D6/161
- D. 238,843 2/1976 Szucs D6/161

Primary Examiner—Bruce W. Dunkins
 Attorney, Agent, or Firm—Benjamin H. Sherman

[57] CLAIM

The ornamental design for an electronic modular desk or similar article, as shown and described.

DESCRIPTION

FIG. 1 is a front perspective view of an electronic modular desk showing one embodiment of my design; FIG. 2 is a rear perspective view of the desk shown in FIG. 1; FIG. 3 is an end view of the desk shown in FIG. 1 with the opposite end being identical in appearance; FIG. 4 is a perspective view of still another electronic modular desk only with other modular units assembled differently therewith; FIG. 5 is a side view of the desk shown in FIG. 4 only showing the nonvisible side of the desk in FIG. 4; and FIG. 6 is an end view of the desk shown in FIG. 4 and the opposite end is identical in appearance. The bottom is plain and essentially unornamented, and normally is not visible when in use.

Related U.S. Application Data

- [62] Division of Ser. No. 644,052, Dec. 24, 1975.
- [51] Int. Cl. D6—04
- [52] U.S. Cl. D6/161; D6/162
- [58] Field of Search D6/158, 159, 160, 161, D6/162, 163, 164, 165, 166, 167, 168

[56] References Cited

U.S. PATENT DOCUMENTS

- D. 145,948 11/1946 Larson D6/177
- D. 168,027 10/1952 Garrett D6/162
- D. 185,867 8/1959 McCarthy et al. D6/161
- D. 231,966 7/1974 Landau D6/162




Fig. 1




Fig. 2




Fig. 3

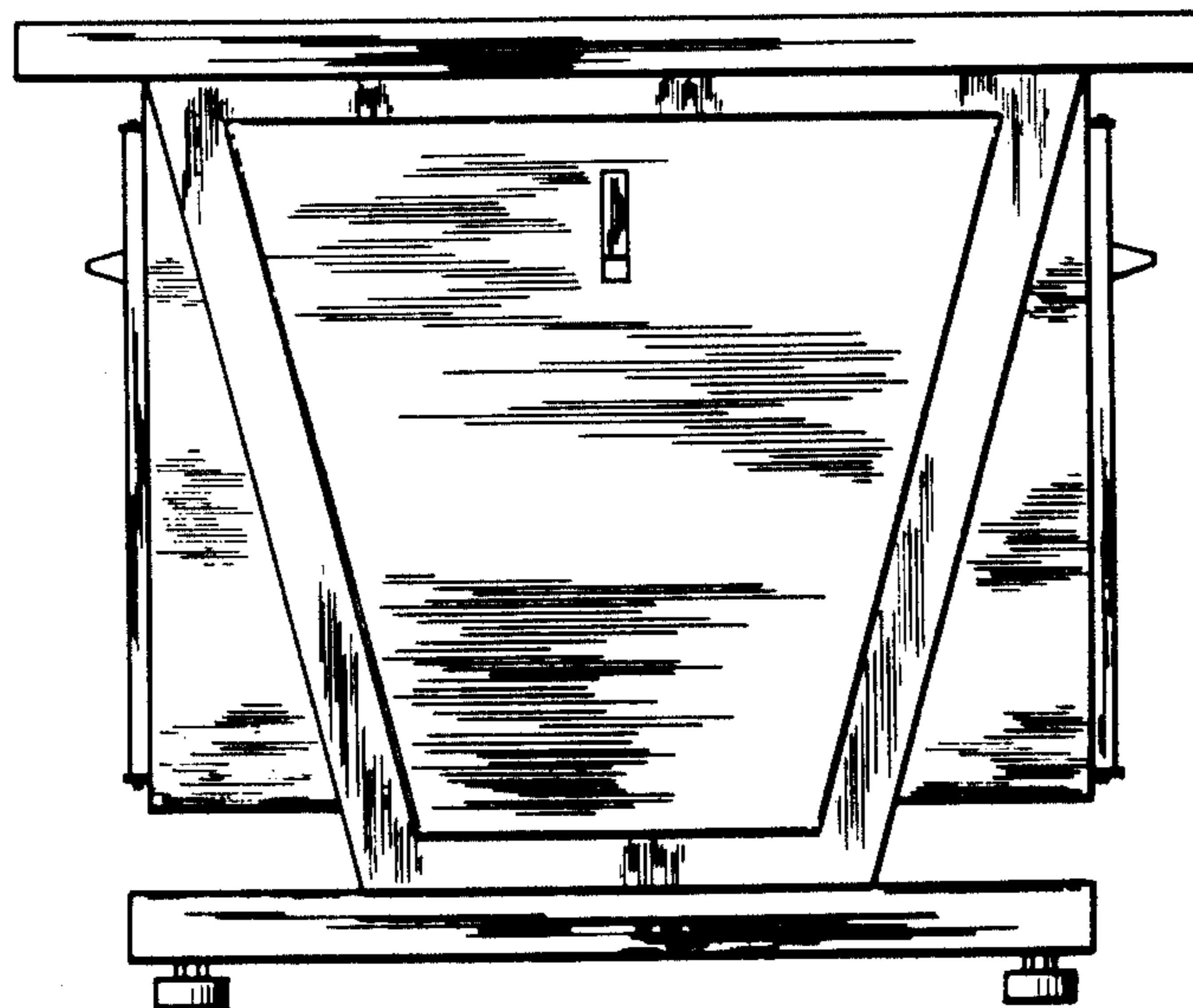


Fig. 4




Fig. 5




Fig. 6

