

[54] COIN HANDLING AND WRAPPING TRAY

[76] Inventor: Lester Garson, 25 Meadowhill La., Moreland Hills, Ohio 44022

[**] Term: 14 Years

[21] Appl. No.: 641,534

[22] Filed: Dec. 17, 1975

[51] Int. Cl. D19-02

[52] U.S. Cl. D52/4 R; D6/188; D7/38; D19/75; D34/13 A

[58] Field of Search D87/3 B, 1 R; 206/.8-.84; D19/91; 133/1 A, 8 A, 1 R; D6/188; D34/13 A; D52/4 R; D7/38

[56] References Cited

U.S. PATENT DOCUMENTS

2,302,861	11/1942	Hinkel	133/1 A
2,954,120	9/1960	Norcross	D52/4 R
3,107,467	10/1963	Gates	208/.84

FOREIGN PATENT DOCUMENTS

649,965 8/1937 Germany 206/.84

OTHER PUBLICATIONS

Curtis 1000 Inc. Cat. No. 151, ©1949, p. 71, item bottom rt. cor.

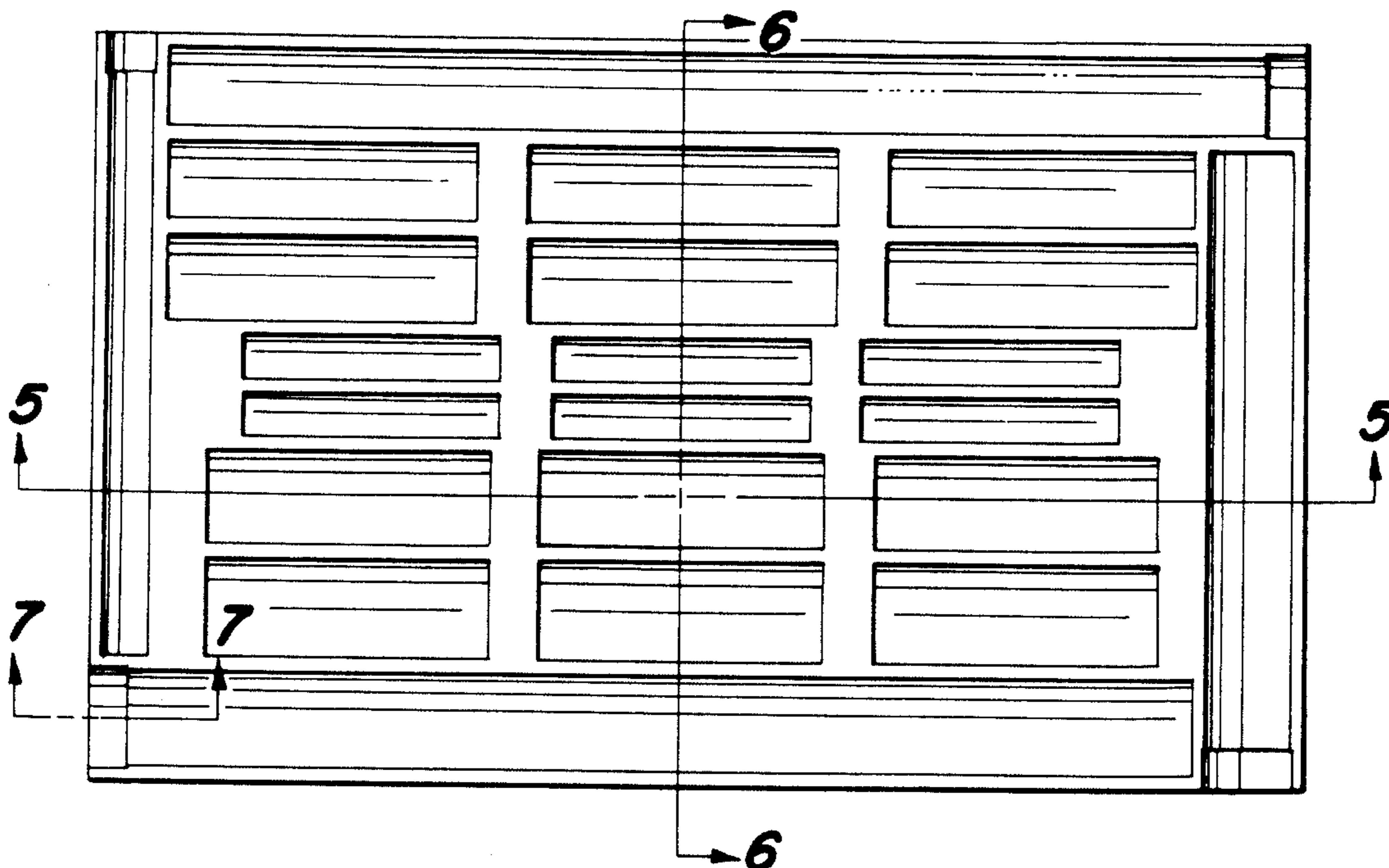
Primary Examiner—Joel Stearman
Assistant Examiner—George P. Word

[57] CLAIM

The ornamental design for a coin handling and wrapping tray, substantially as shown and described.

DESCRIPTION

FIG. 1 is a top plan view of a coin handling and wrapping tray showing my new design;
 FIG. 2 is a front elevational view;
 FIG. 3 is a bottom plan view;
 FIG. 4 is a right end elevational view;
 FIG. 5 is a cross-sectional view, taken on the line 5—5 of FIG. 1;
 FIG. 6 is a cross-sectional view, taken on the line 6—6 of FIG. 1, and
 FIG. 7 is an enlarged scale fragmentary cross-sectional view, taken on the line 7—7 of FIG. 1.



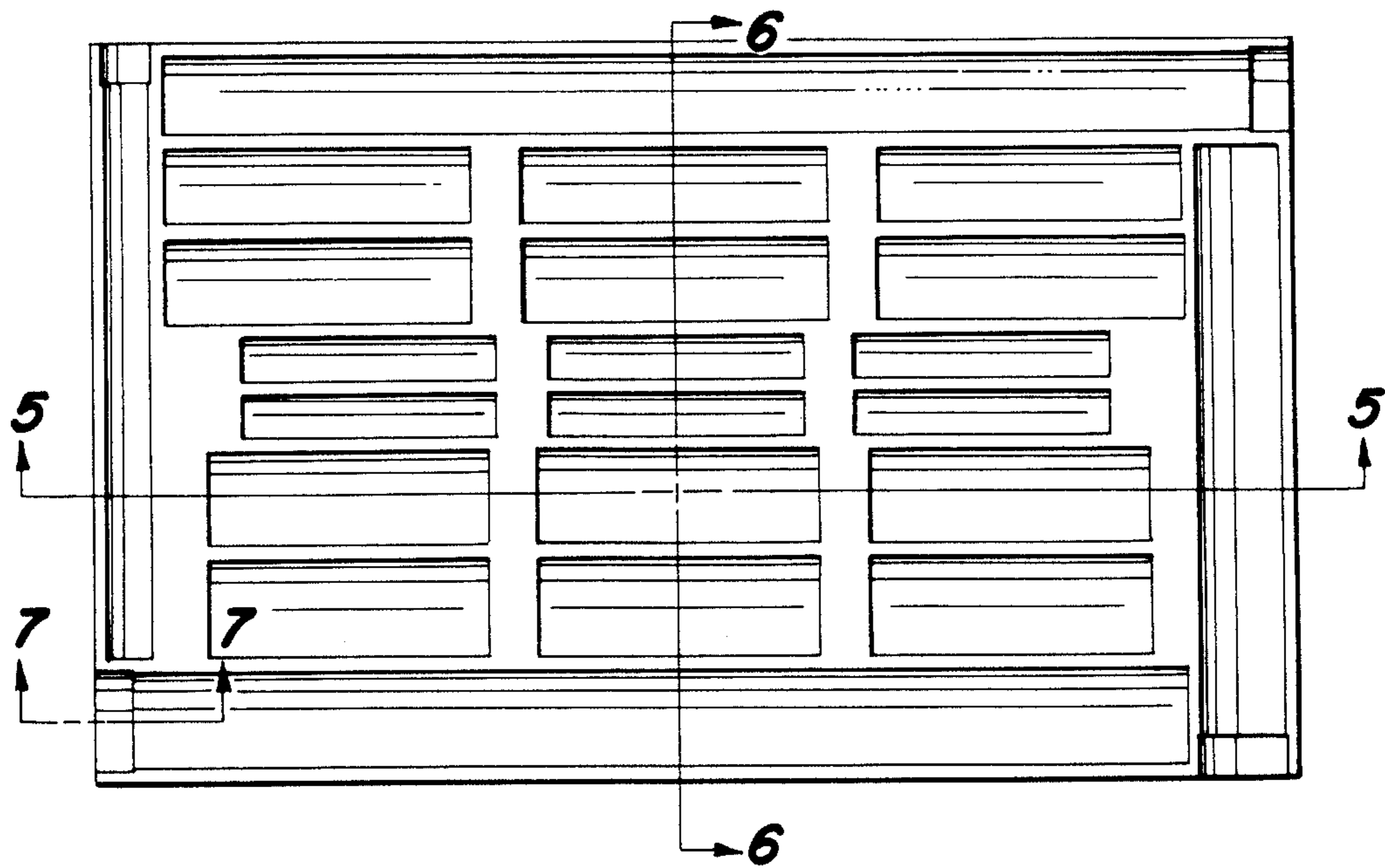


Fig. 1




Fig. 2

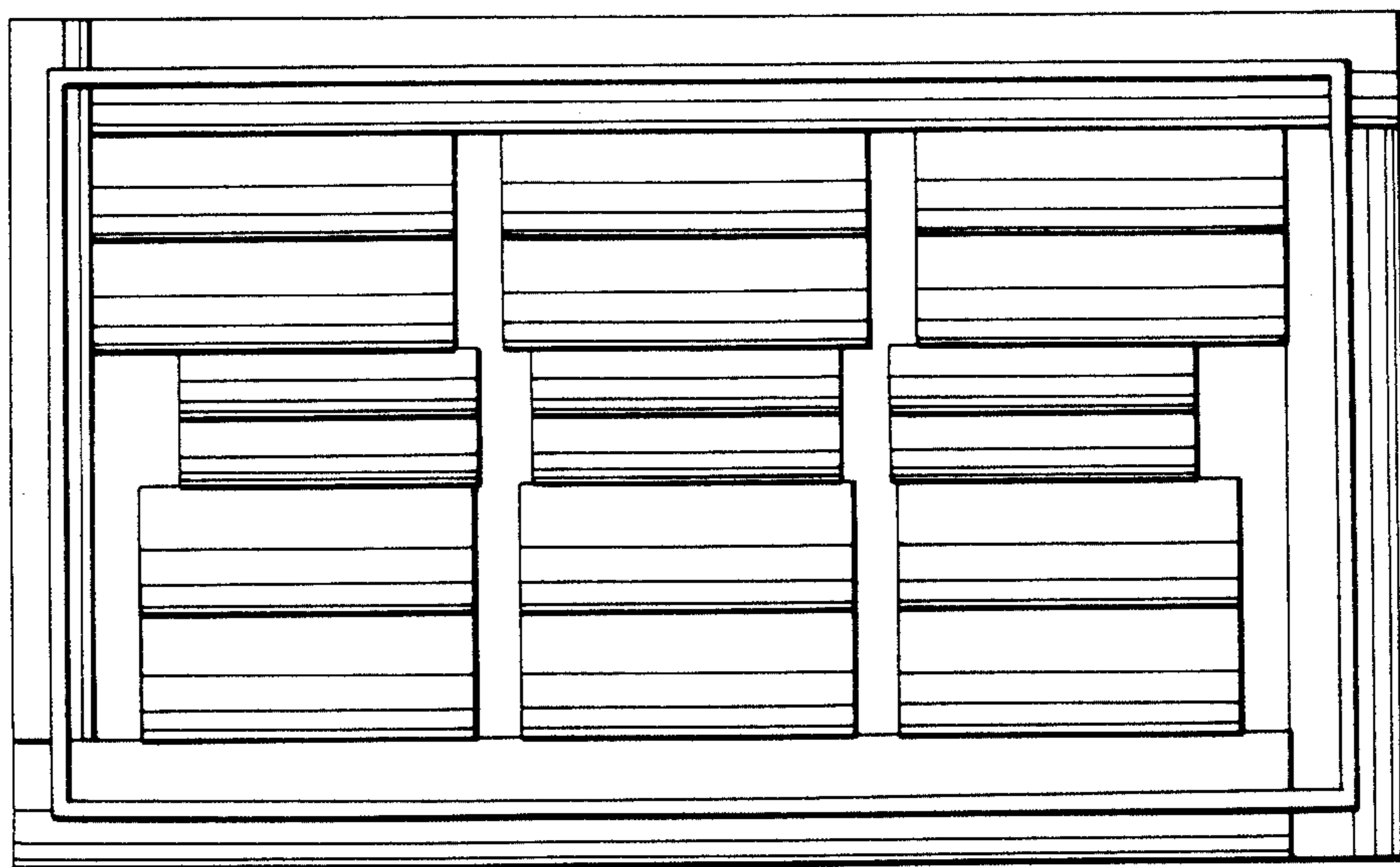


Fig. 3




Fig. 4



Fig. 5



Fig. 6

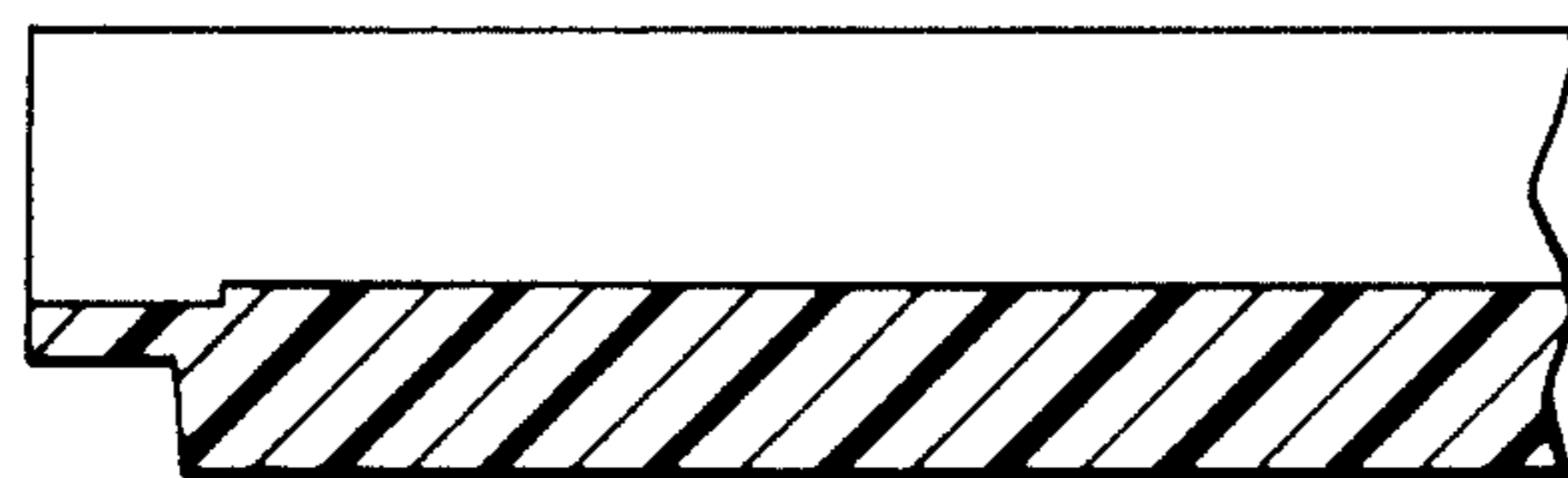


Fig. 7