

[54] FISHING LURE

[76] Inventor: William D. Storm, P.O. Box 305, Norman, Okla. 73069

[**] Term: 14 Years

[21] Appl. No.: 708,376

[22] Filed: Jul. 26, 1976

[51] Int. Cl. D22-05

[52] U.S. Cl. D22/28

[58] Field of Search D22/27, 28, 29, 30; 43/42.02, 42.05, 42.09, 42.1, 42.11, 42.15, 42.19, 42.25, 42.28, 42.31, 42.32, 42.38, 42.39, 42.4, 42.45, 42.46, 42.47, 42.48, 44.9

[56] References Cited

U.S. PATENT DOCUMENTS

D. 232,937 9/1974 Storm D22/28

OTHER PUBLICATIONS

Zebco Pamphlet, C. 1974, p. 1, deep runner bass lure. Cordell's Lures Booklet, p. 5, Hunco lures.

Primary Examiner—A. Hugo Word
Attorney, Agent, or Firm—William R. Laney

[57] CLAIM

The ornamental design for a fishing lure, substantially as shown and described.

DESCRIPTION


FIG. 1 is the side elevation view of a fishing lure incorporating my new design.

FIG. 2 is a plan view of the fishing lure depicted in FIG. 1.

FIG. 3 is a bottom plan view of the fishing lure illustrated in FIGS. 1 and 2.

FIG. 4 is a front elevation view illustrating the fishing lure shown in FIGS. 1 and 2 as it appears when viewed from the front of the lure.

FIG. 5 is a rear elevation view illustrating the fishing lure shown in FIGS. 1-3 as the fishing lure appears when viewed from the rear thereof.






FIG. 1




FIG. 2




FIG. 3



FIG. 4

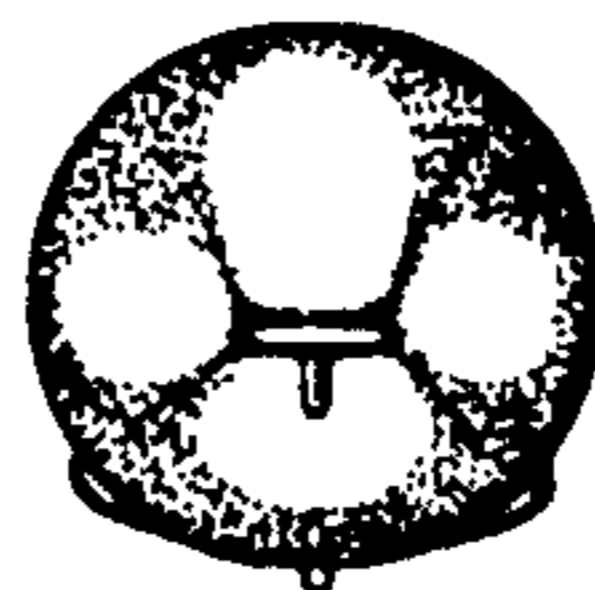


FIG. 5