

[54] COLLAPSIBLE FISHING ROD

[75] Inventor: Gary B. Ader, Spirit Lake, Iowa  
[73] Assignee: Berkley & Company, Inc., Spirit Lake, Iowa  
[\*\*] Term: 14 Years  
[21] Appl. No.: 749,710  
[22] Filed: Dec. 13, 1976

[51] Int. Cl. .... D22—05  
[52] U.S. Cl. .... D22/23  
[58] Field of Search .... D22/23, 25, 26;  
43/18 R, 20, 22, 23; 242/84.1 R, 84.1 J, 84.2 R,  
84.2 A, 84.2 B, 84.2 C, 84.2 E, 84.2 F, 84.2 G,  
84.2 H, 84.2 J, 84.21, 84.21 A

[56] References Cited  
U.S. PATENT DOCUMENTS

D. 156,615	12/1949	Fletcher	.....	D22/23
D. 230,479	2/1974	Popeil	.....	D22/26
3,693,901	9/1972	Lilland et al.	.....	242/84.2 R

OTHER PUBLICATIONS

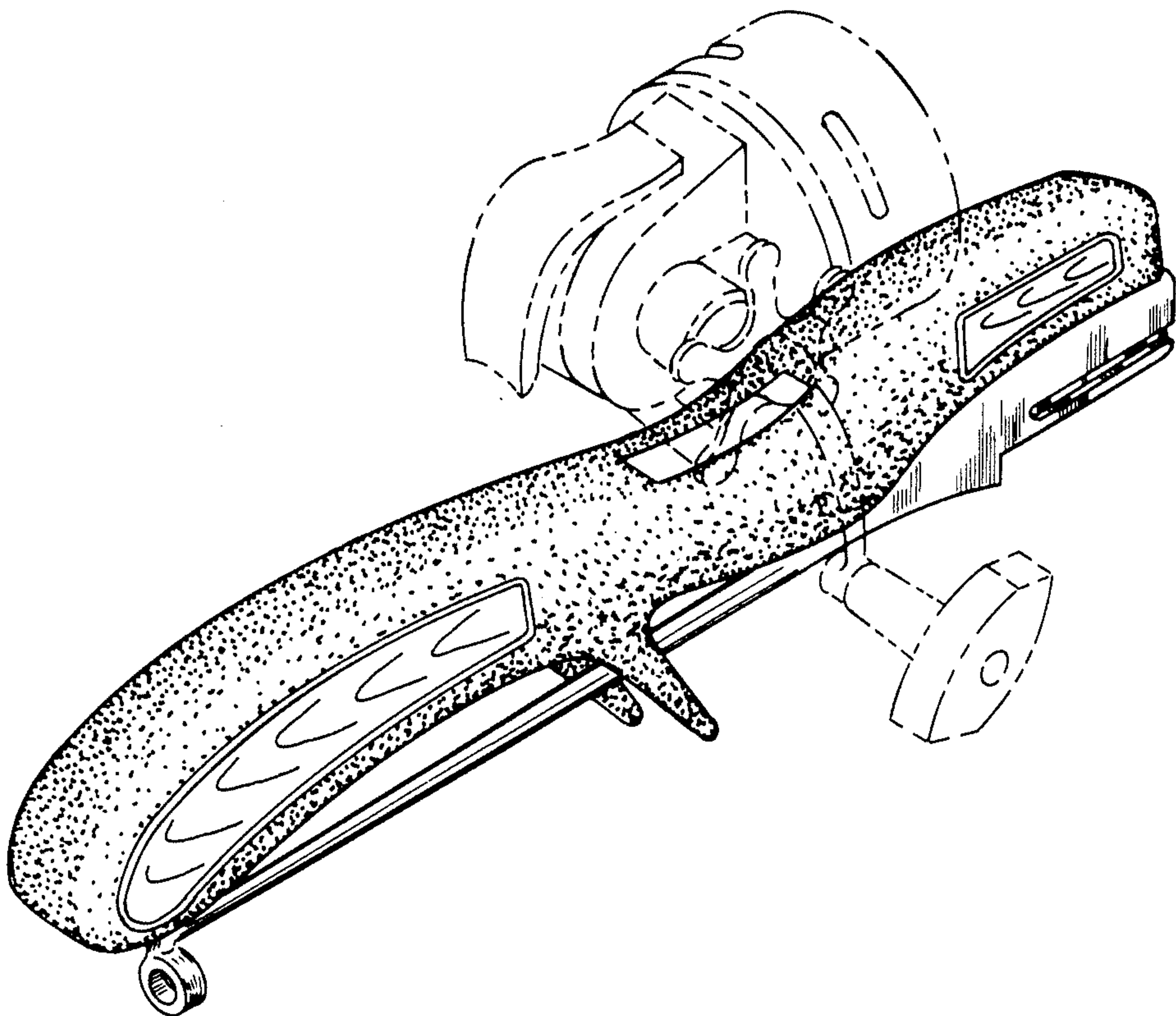
Firestone Wholesale Catalog, 1/60, P265, Reel 10—  
R-264, top center of page.  
*Primary Examiner*—Wallace R. Burke  
*Assistant Examiner*—James M. Gandy  
*Attorney, Agent, or Firm*—Orrin M. Haugen

[57] CLAIM

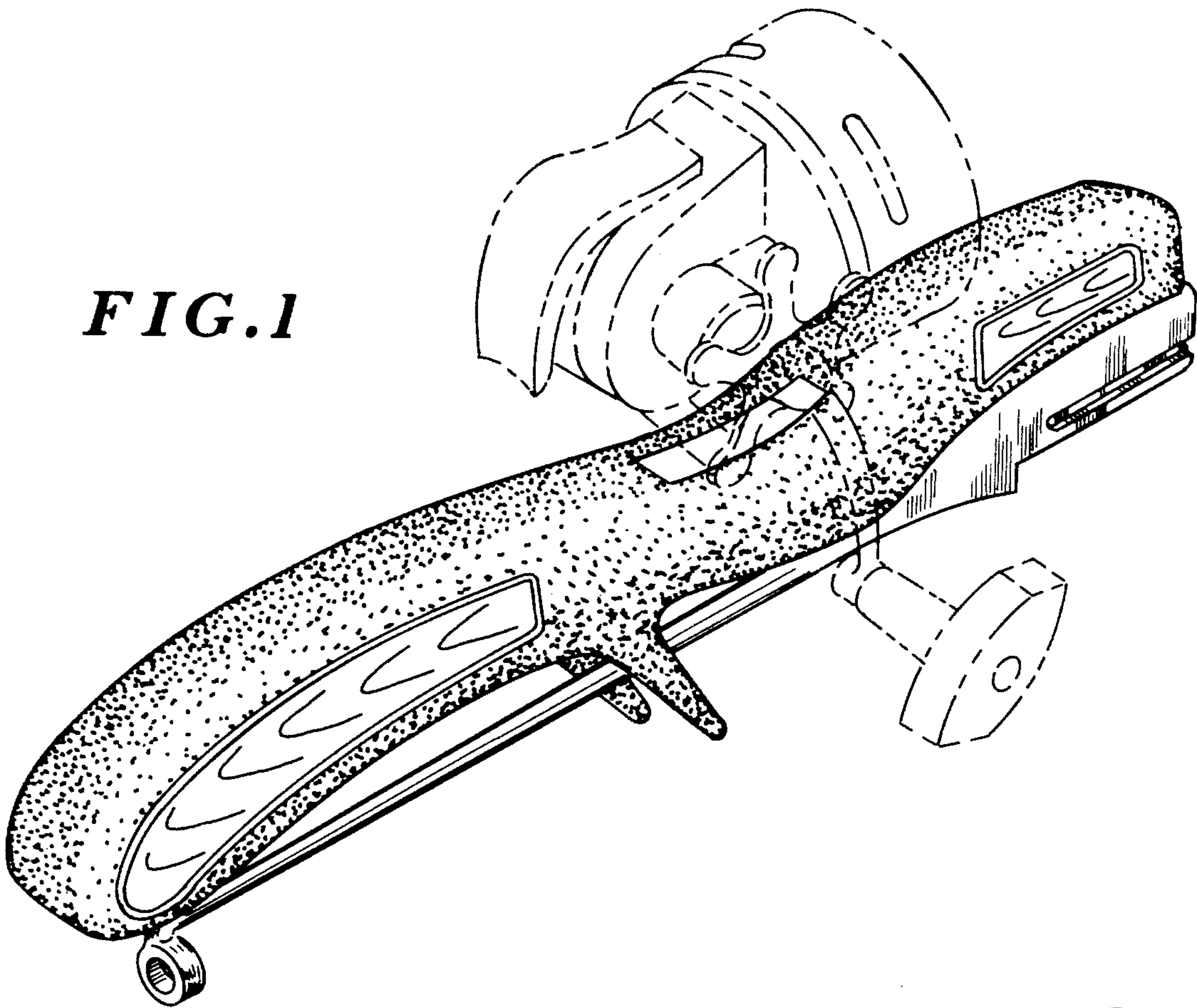
The ornamental design for a collapsible fishing rod, as shown.

DESCRIPTION

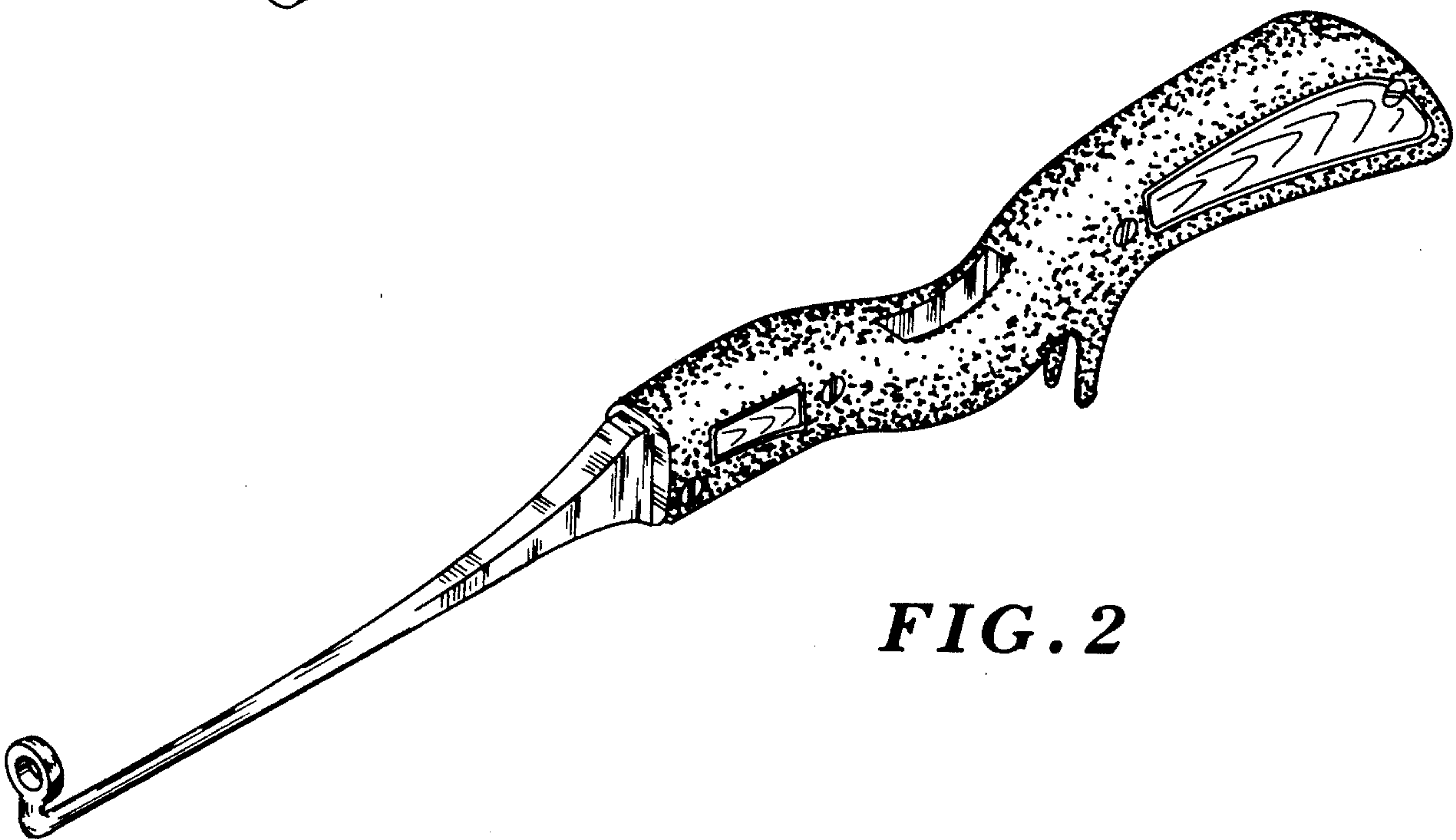
FIG. 1 is a top rear perspective view of a collapsible fishing rod showing my new design in collapsed condition and with an attached reel being shown in broken lines for illustrative purposes only.  
FIG. 2 is a top front perspective view thereof in its extended position;  
FIG. 3 is a top plan view thereof;  
FIG. 4 is a side elevational view thereof;  
FIG. 5 is a rear elevational view thereof;  
FIG. 6 is a front elevational view thereof;  
FIG. 7 is a side elevational view thereof opposite to that shown in FIG. 4; and  
FIG. 8 is a bottom plan view thereof.



**FIG. 1**



**FIG. 2**






FIG. 3

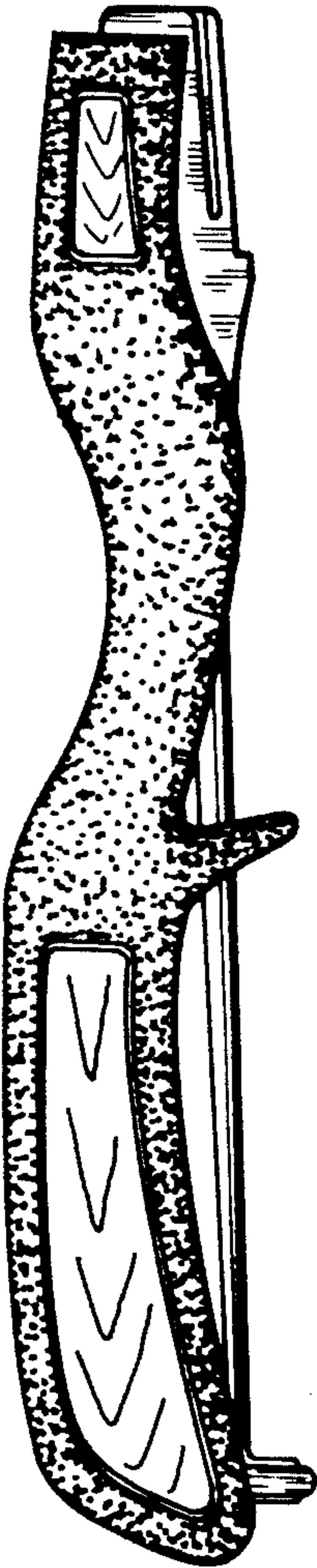


FIG. 4


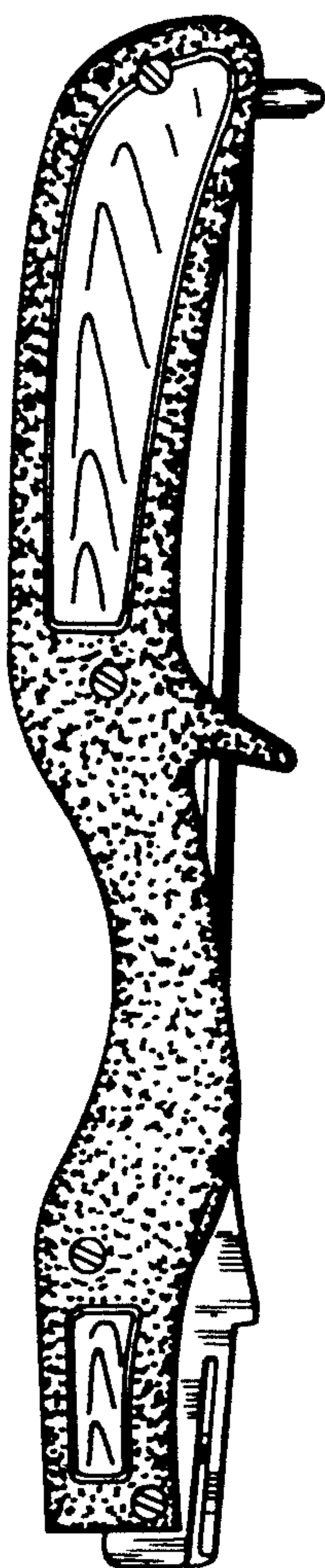


FIG. 5




FIG. 6





*FIG. 7*



*FIG. 8*