

[54] **COMBINED HUNTING KNIFE AND SHEATH, OR SIMILAR ARTICLE**
[75] Inventor: **Olle Nordlund, Mjolby, Sweden**
[73] Assignee: **E. J. Erikssons Knivfabrik, Mora, Sweden**
[**] Term: **14 Years**
[21] Appl. No.: **693,501**
[22] Filed: **Jun. 7, 1976**

[30] **Foreign Application Priority Data**
Dec. 11, 1975 Sweden 752467
[51] Int. Cl. **D22-05**
[52] U.S. Cl. **D22/1; D22/13**
[58] Field of Search **D22/1, 2, 13, 14, 31; 30/151, 165; 224/2 D; D8/98, 99, 101, 102; D7/137**

[56] **References Cited**
U.S. PATENT DOCUMENTS
D. 67,685 6/1925 Drew D22/1
D. 220,930 6/1971 Arlett D22/1
3,992,776 11/1976 Koppe et al. 244/2 D
FOREIGN PATENT DOCUMENTS
21,554 12/1946 Finland 224/2 D

Primary Examiner—A. Hugo Word
Attorney, Agent, or Firm—Benjamin H. Sherman

[57] **CLAIM**

The ornamental design for a combined hunting knife and sheath, or similar article substantially, as shown and described.

DESCRIPTION

FIG. 1 is a side elevational view of a combined hunting knife and sheath, or similar article, showing my new design, the opposite side being a mirror image thereof; FIG. 2 is an edge elevational view of the left side of FIG. 1; FIG. 3 is an edge elevational view of the right side of FIG. 1; FIG. 4 is a top view of FIG. 1; FIG. 5 is a bottom view of FIG. 1; FIG. 6 is a top view of the sheath of FIG. 1 with the knife removed; FIG. 7 is a side elevational view of the knife of FIG. 1 removed from the sheath, the opposite side being a mirror image thereof; FIG. 8 is an edge elevational view of the left side of FIG. 7; FIG. 9 is an edge elevational view of the right side of FIG. 7; and FIG. 10 is a bottom view of FIG. 7.

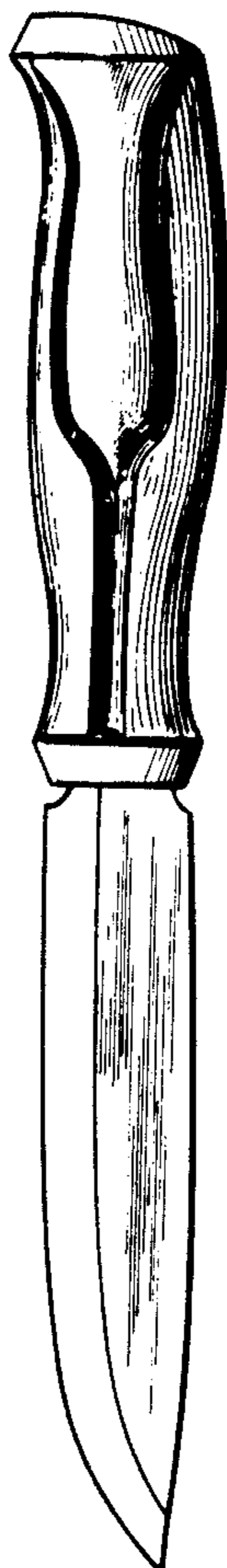


FIG. 1




FIG. 2

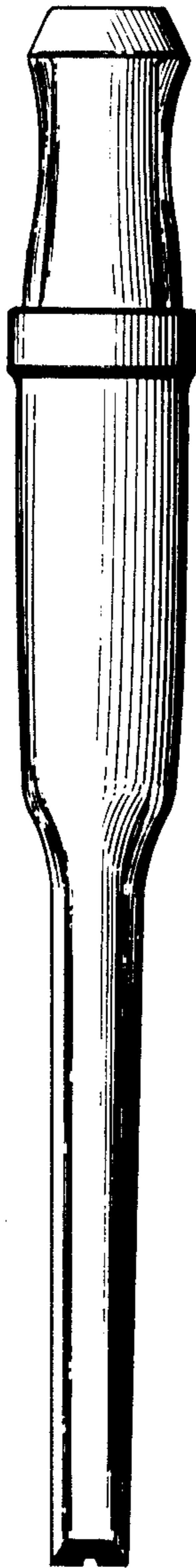


FIG. 3




FIG. 4

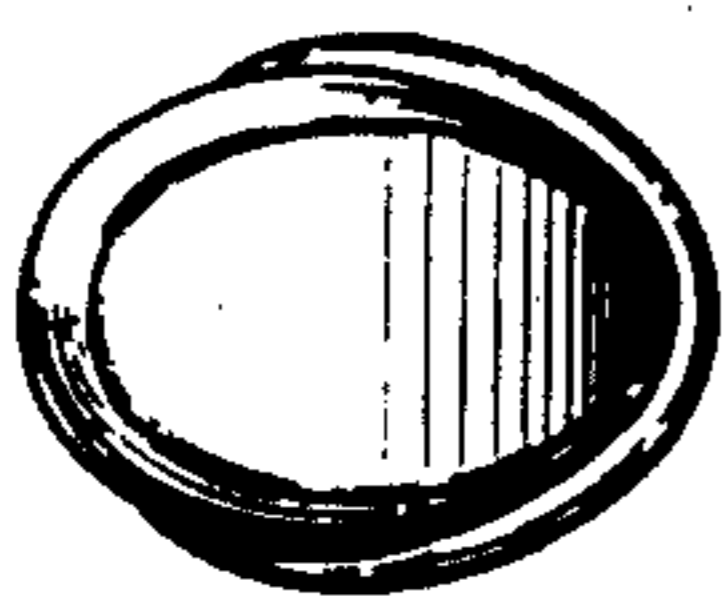


FIG. 5

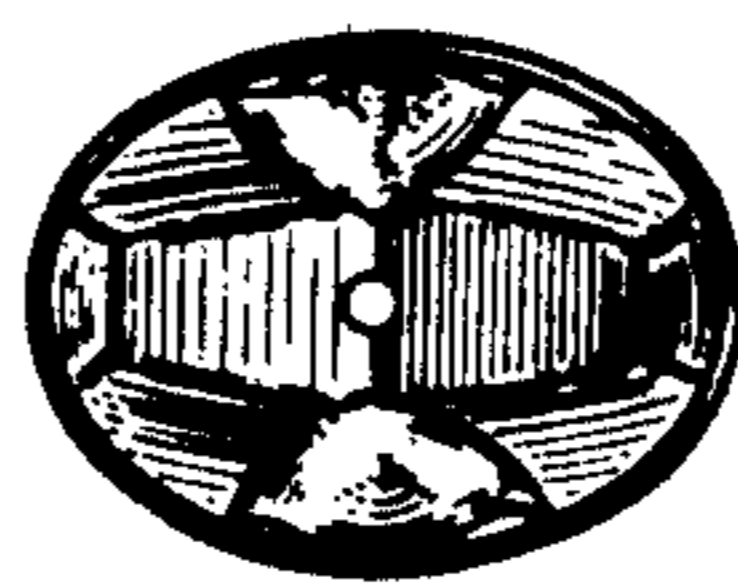


Fig. 7

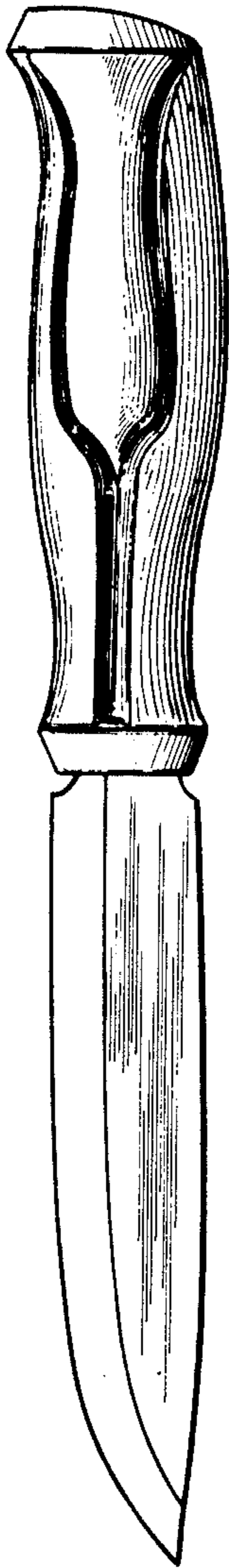


Fig. 8

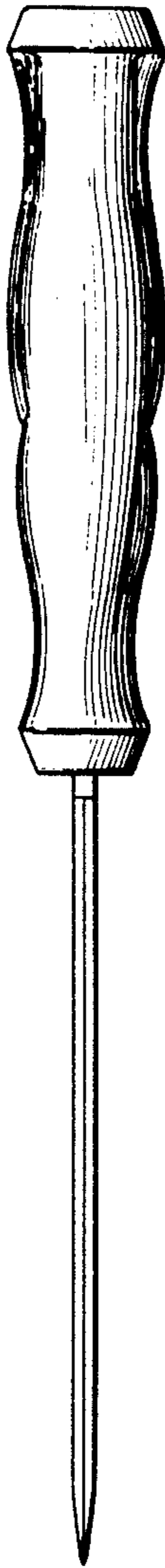


Fig. 9

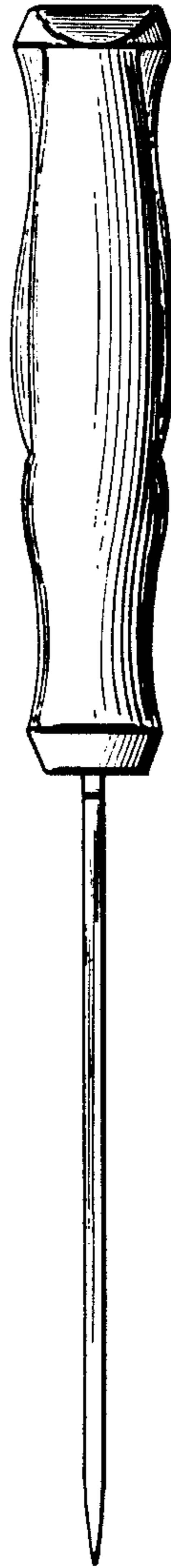


Fig. 6




Fig. 10

