

[54] MEDICAL SUCTION INSTRUMENT

[75] Inventor: Charles A. Lahay, Fayette, Ala.

[73] Assignee: Dart Industries Inc., Los Angeles, Calif.

[**] Term: 14 Years

[21] Appl. No.: 698,971

[22] Filed: Jun. 23, 1976

[51] Int. Cl. D14-02

[52] U.S. Cl. D24/8; D24/59

[58] Field of Search D24/8, 54, 25, 276, D24/214.4, 277, 278, 20, 350 J, 59, 28, 53; 32/33

[56] References Cited

U.S. PATENT DOCUMENTS

D. 234,032	12/1974	Heros	D24/25
3,963,028	6/1976	Cooley et al.	128/276
4,002,170	1/1977	Hansen et al.	128/276
4,049,000	9/1977	Williams	128/276

OTHER PUBLICATIONS

Aloe Instruments, Diagnostic & Surgical, Cat. No. 220,

© 1965, p. 43, item No. B1660 Trylon Frazier suction tube.

V. Mueller Hospital Cat. No. 65, © 1963, p. 670, item No. F, Samson-Davis suction tube.

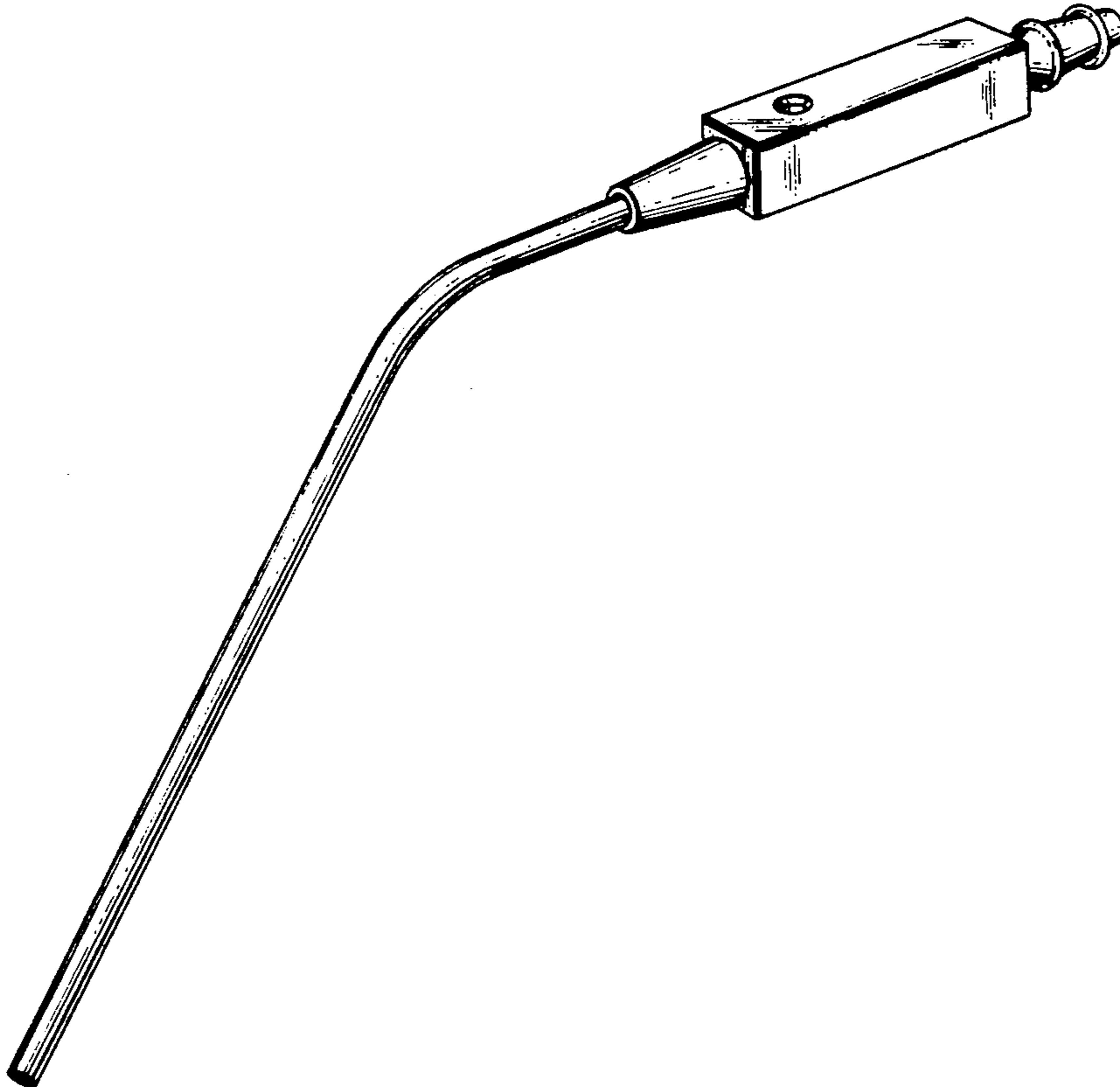
Primary Examiner—Bernard Ansher
Attorney, Agent, or Firm—Leigh B. Taylor

[57] CLAIM

The ornamental design for a medical suction instrument, substantially as is shown and described.

DESCRIPTION

FIG. 1 is a top perspective view of a medical suction instrument showing my new design;
 FIG. 2 is a side elevation thereof;
 FIG. 3 is a front elevation thereof;
 FIG. 4 is a rear elevation thereof;
 FIG. 5 is a bottom plan view thereof;
 FIG. 6 is a top plan view of a modified embodiment of the instrument illustrated in FIG. 1;
 FIG. 7 is a top plan view of the embodiment illustrated in FIG. 1;
 FIG. 8 is a cross-section taken on line 8—8 of FIG. 6;
 and
 FIG. 9 is a cross-section taken on line 9—9 of FIG. 7.



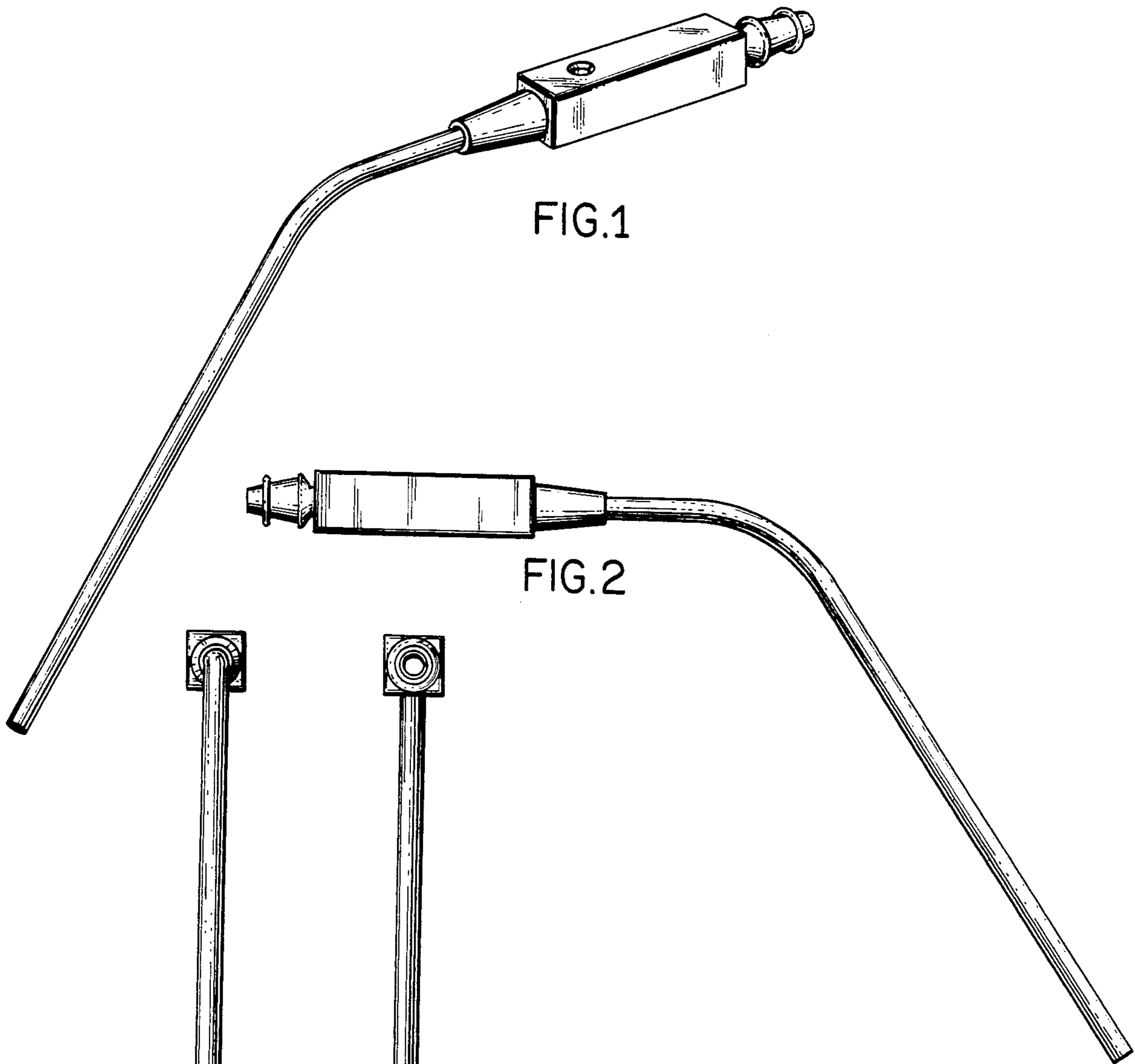


FIG.1

FIG.2



FIG.3



FIG.4




FIG.9




FIG.8




FIG.5




FIG.6




FIG.7