

[54] PENDANT

3,968,661 7/1976 Williams 63/20 X

[76] Inventor: Donald E. Zimmerman, 2940 Morningside Dr., Salt Lake City, Utah 84117

FOREIGN PATENT DOCUMENTS

1,242,237 8/1960 France D11/81

[**] Term: 14 Years

Primary Examiner—Joel Stearman
Assistant Examiner—Louis S. Zarfes
Attorney, Agent, or Firm—M. Ralph Shaffer

[21] Appl. No.: 708,763

[57] CLAIM

[22] Filed: Jul. 26, 1976

The ornamental design for a pendant, substantially as shown and described.

[51] Int. Cl. D11-01

[52] U.S. Cl. D11/81; D11/76; D11/96

DESCRIPTION

[58] Field of Search D11/1, 2, 7, 43, 44, D11/48, 76, 79-81, 95, 97, 99; D64/11 B; 63/1 R, 2, 18-21, 23

FIG. 1 is a front elevational view of a pendant showing my new design.

FIG. 2 is a right side elevational view thereof.

FIG. 3 is a left side elevational view thereof.

FIG. 4 is a rear elevational view thereof.

FIG. 5 is a top plan thereof, and

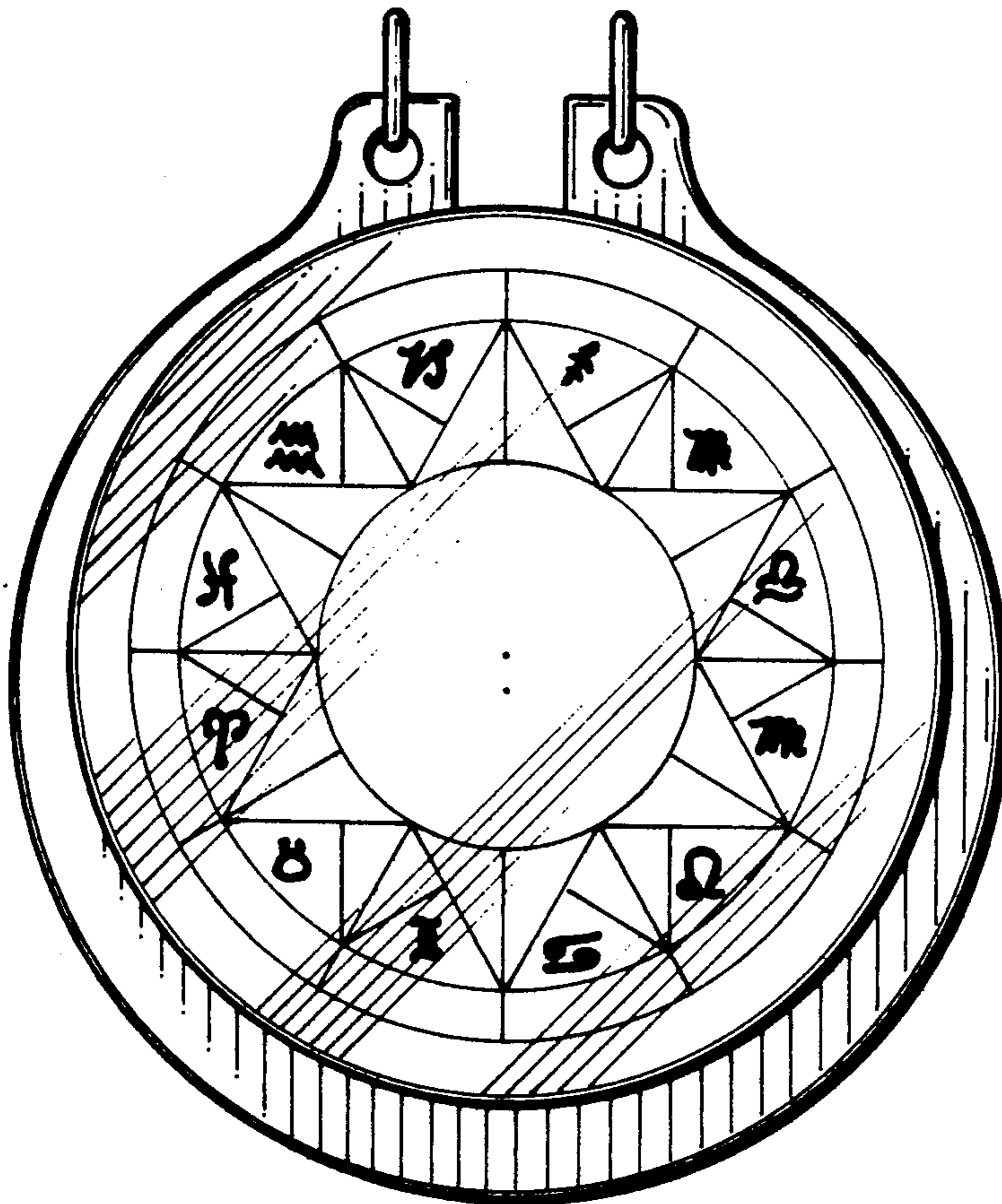
FIG. 6 is a bottom plan thereof.

For convenience of illustration, the ring loops have been omitted from FIGS. 3-6.

[56] References Cited

U.S. PATENT DOCUMENTS

D. 191,535 10/1961 Denker D11/81 X
D. 203,737 2/1966 Friedman D11/79 X



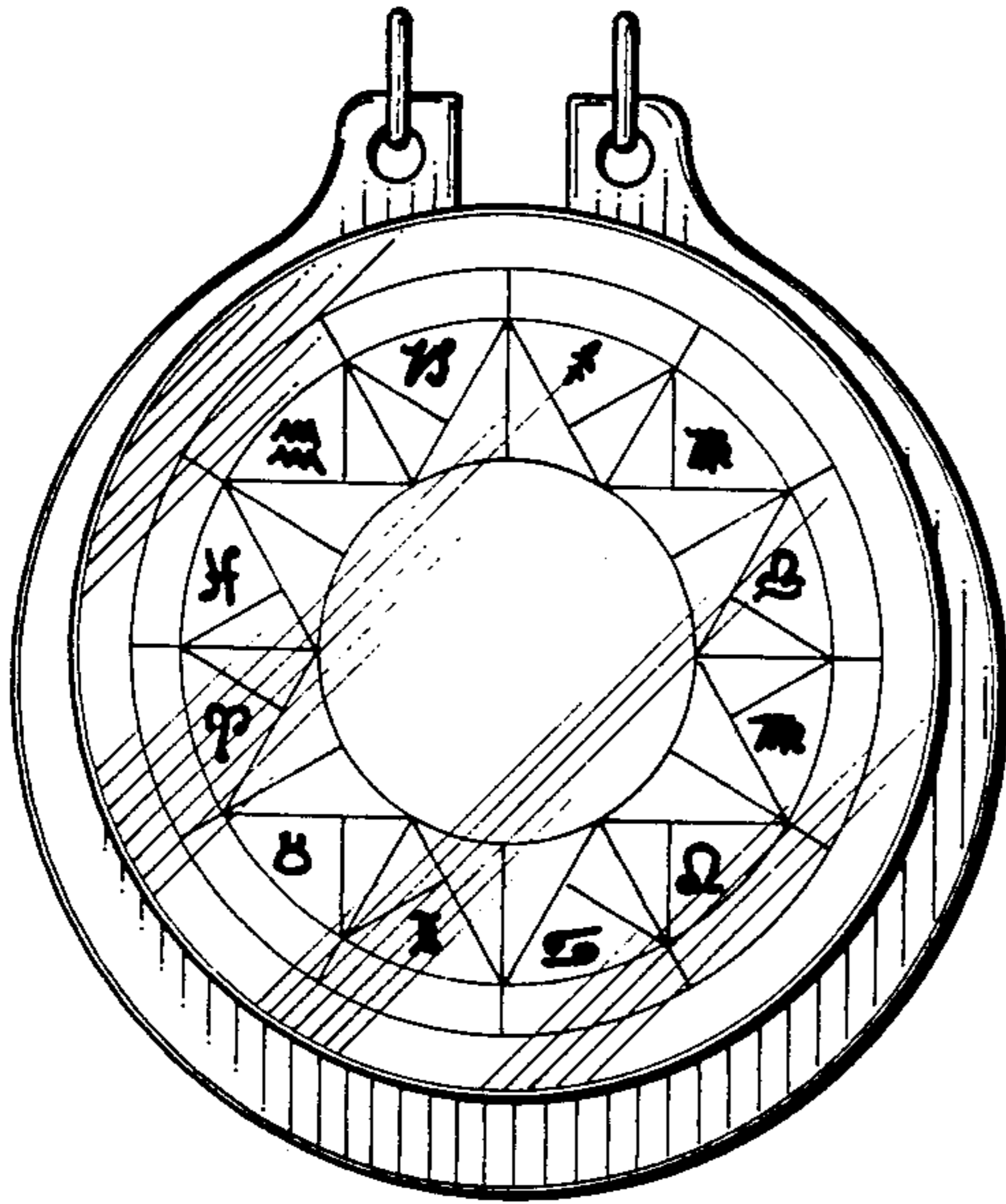


FIG. 1



FIG. 2



FIG. 3




FIG. 4



FIG. 5




FIG. 6