

[54] TAPE RULE BLADE

[75] Inventor: Laird Fortune Covey, Easton, Conn.

[73] Assignee: The Stanley Works, New Britain, Conn.

[\*\*] Term: 14 Years

[21] Appl. No.: 703,750

[22] Filed: Jul. 9, 1976

[51] Int. Cl. .... D10-04

[52] U.S. Cl. .... D10/71

[58] Field of Search ..... D10/71, 72; 33/137 R, 33/138, 104, 111, 293-296

[56]

References Cited

U.S. PATENT DOCUMENTS

D. 240,608	7/1976	Quenot .....	D10/71
614,901	11/1898	Shepard .....	33/111 X
2,210,422	8/1940	Mercer .....	33/111
3,362,075	1/1968	Quenot .....	33/137 R

Primary Examiner—Nelson C. Holtje  
Attorney, Agent, or Firm—John M. Prutzman

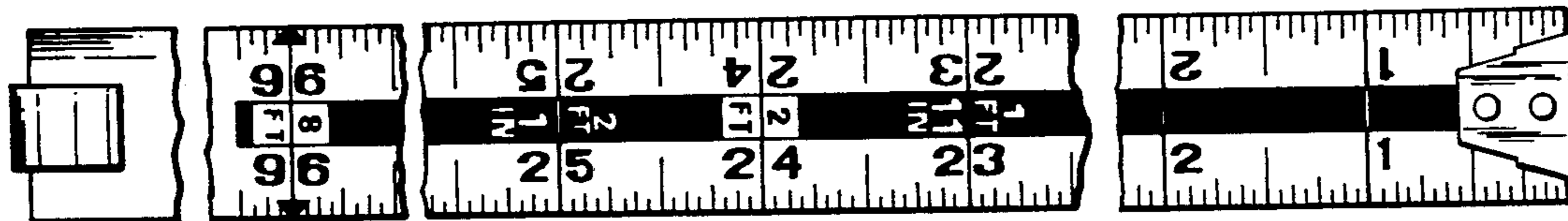
[57]

CLAIM

The ornamental design of a tape rule blade, substantially as shown and described.

DESCRIPTION

FIG. 1 is a top plan view of a tape rule blade, partly broken away, showing my new design;  
FIG. 2 is a front edge elevational view thereof;  
FIG. 3 is a bottom plan view thereof;  
FIG. 4 is a rear edge elevational view thereof;  
FIG. 5 is a left end view thereof; and  
FIG. 6 is a right end view thereof.



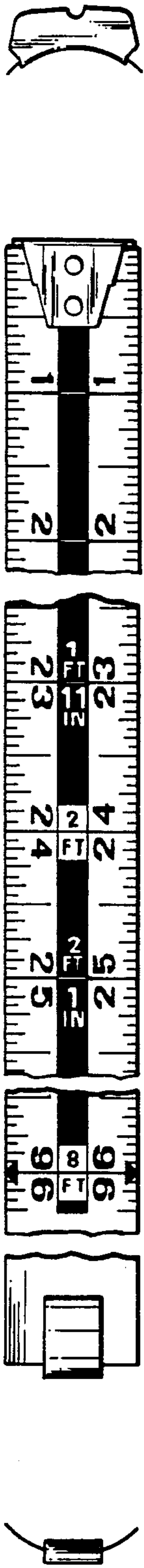


FIG. 5

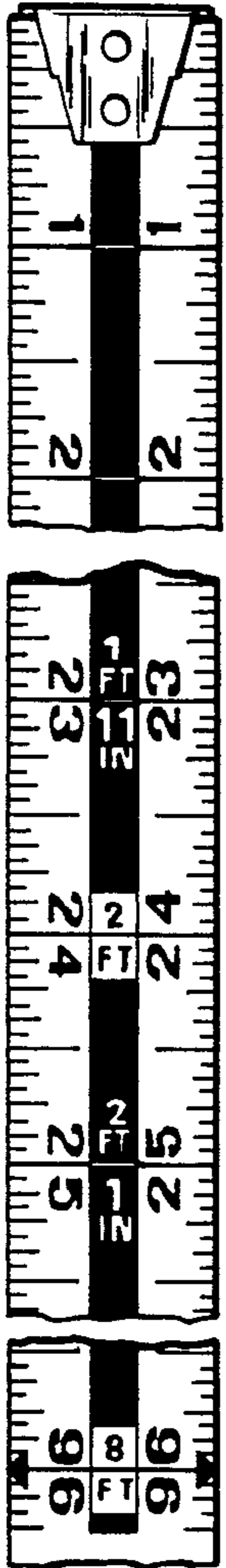


FIG. 1

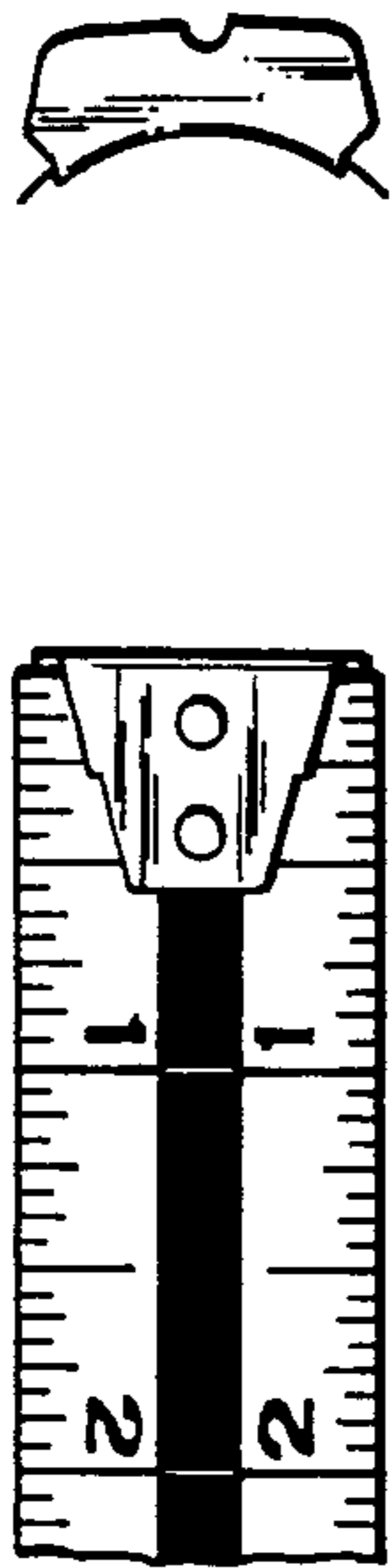


FIG. 6



FIG. 2



FIG. 3



FIG. 4