

[54] TOY VEHICLE WITH REMOVABLE HANDLE

[75] Inventors: Shinroku Nakao, Yokohama; Yoshiyasu Ishii; Hiroaki Matsuda, both of Tokyo, all of Japan

[73] Assignee: Combi Co., Ltd., Tokyo, Japan

[\*\*] Term: 14 Years

[21] Appl. No.: 680,560

[22] Filed: Apr. 27, 1976

[30] Foreign Application Priority Data

Nov. 4, 1975 Japan ..... 50-43787

[51] Int. Cl. .... D21-01

[52] U.S. Cl. .... D34/15 AN; D34/15 AJ

[58] Field of Search ..... D34/15 AJ, 15 D, 15 AM, D34/15 AN, 15 AT; 46/103, 105, 201, 202, 204, 206, 210, 211, 212, 213, 222; 280/87.01, 87.02 R

[56] References Cited

U.S. PATENT DOCUMENTS

D. 190,037 4/1961 Pressner ..... D34/15 AJ  
1,422,075 7/1922 Aronson ..... 46/123

2,186,188 1/1940 Allen ..... 46/201

FOREIGN PATENT DOCUMENTS

2,220,344 11/1973 Germany ..... 280/87.02 R

OTHER PUBLICATIONS

Playthings, 3-1972, p. 8, toy vehicle.  
Toys, 3-1971, p. 140, toy vehicles.

Primary Examiner—Joel Stearman  
Assistant Examiner—C. A. Rademaker  
Attorney, Agent, or Firm—Richard C. Sughrue

[57] CLAIM

The ornamental design for a toy vehicle with removable handle, as shown and described.

DESCRIPTION

FIG. 1 is a front, top and right side perspective view of a toy vehicle with removable handle showing our new design;  
FIG. 2 is a rear, bottom and left side perspective view;  
FIG. 3 is a front, top and right side perspective view thereof with the handle member shown in an exploded condition;  
FIG. 4 is a top plan view with the handle in place; and  
FIG. 5 is a bottom plan view thereof.




FIG. 1




FIG. 2

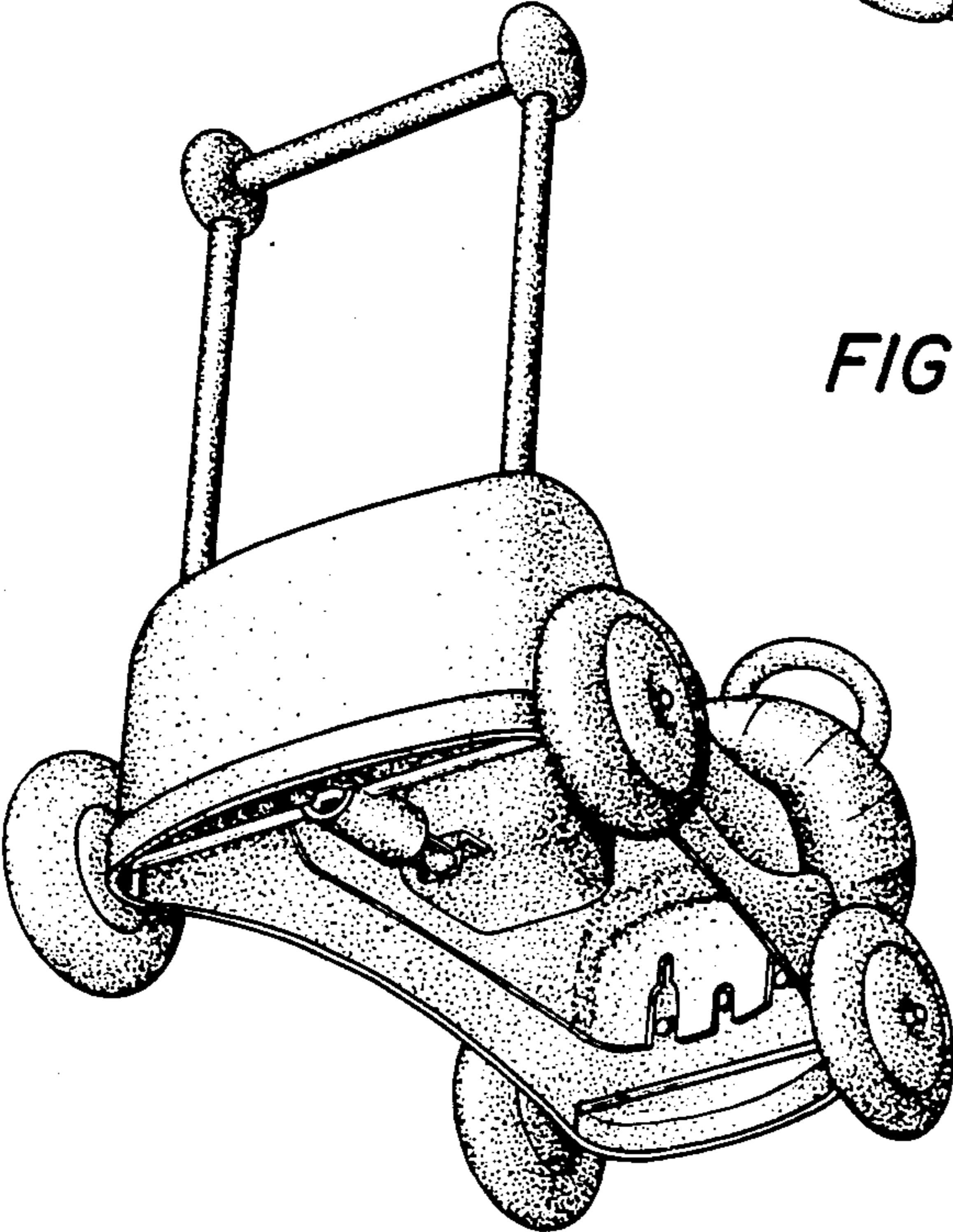


FIG. 3




FIG. 4

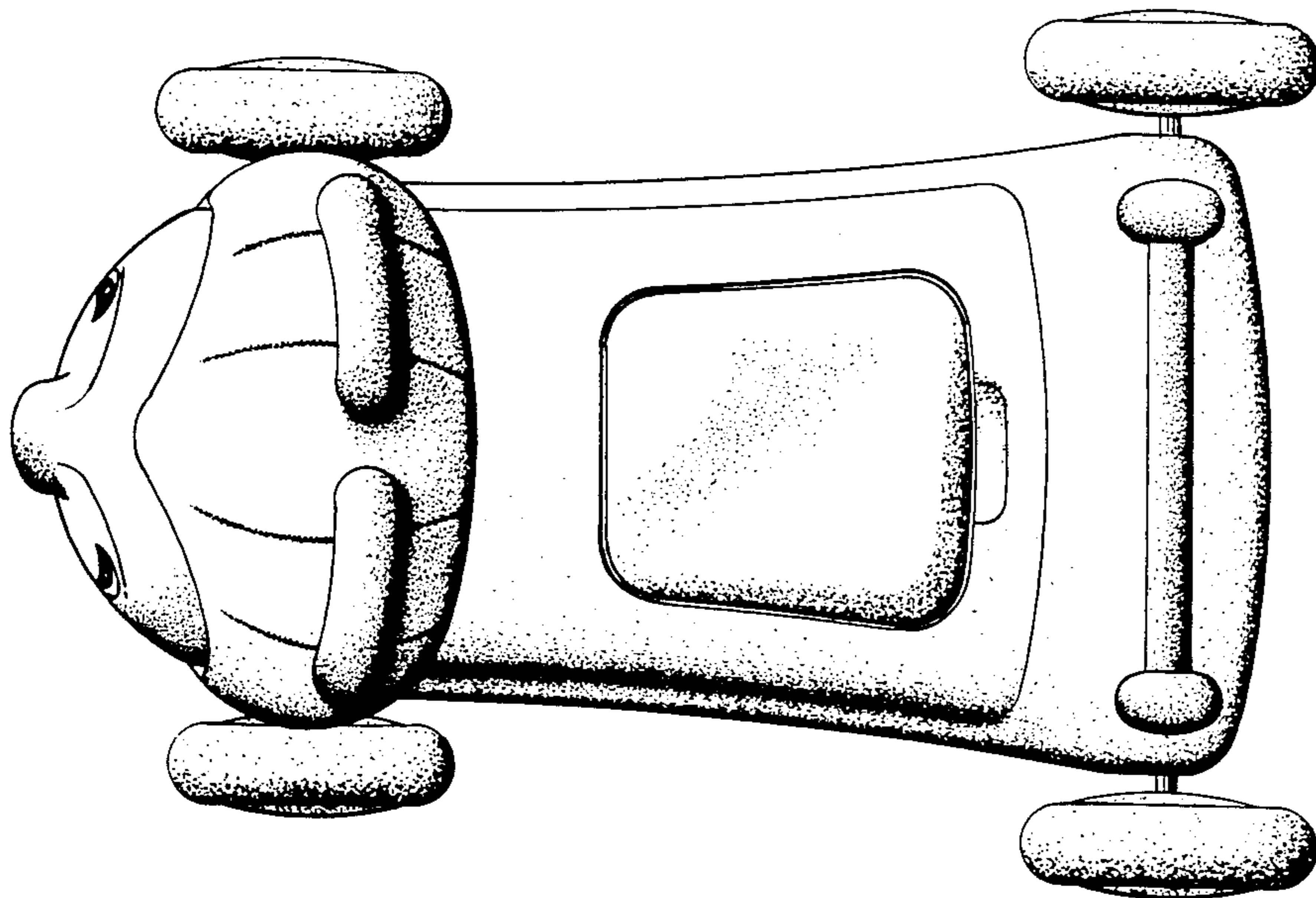


FIG. 5

