

[54] **COIN DISPLAY CASE**  
 [75] **Inventor:** Edmund Schnitzer, Montreal, Canada  
 [73] **Assignee:** Renwick of Canada Inc., Montreal, Canada  
 [\*\*] **Term:** 14 Years  
 [21] **Appl. No.:** 667,191  
 [22] **Filed:** Mar. 15, 1976

[51] **Int. Cl.** ..... D3-02  
 [52] **U.S. Cl.** ..... D87/3 B  
 [58] **Field of Search** ..... D87/3 B, 1 R, 1 B, 1 C,  
 D87/1 D, 5 C; D6/85; 206/387, 396, .8-.84;  
 D9/235-239, 202; 150/39

[56] **References Cited**  
**U.S. PATENT DOCUMENTS**

D. 132,698 6/1942 Hollis ..... D87/5 C  
 D. 233,374 10/1974 Herren ..... D87/1 D

D. 243,125 1/1977 Schnitzer ..... D87/1 B  
 1,043,560 11/1912 Anthony ..... D87/3 B  
 1,129,346 2/1915 Goldsmith ..... 150/39  
 2,061,992 11/1936 Wilson ..... D9/202

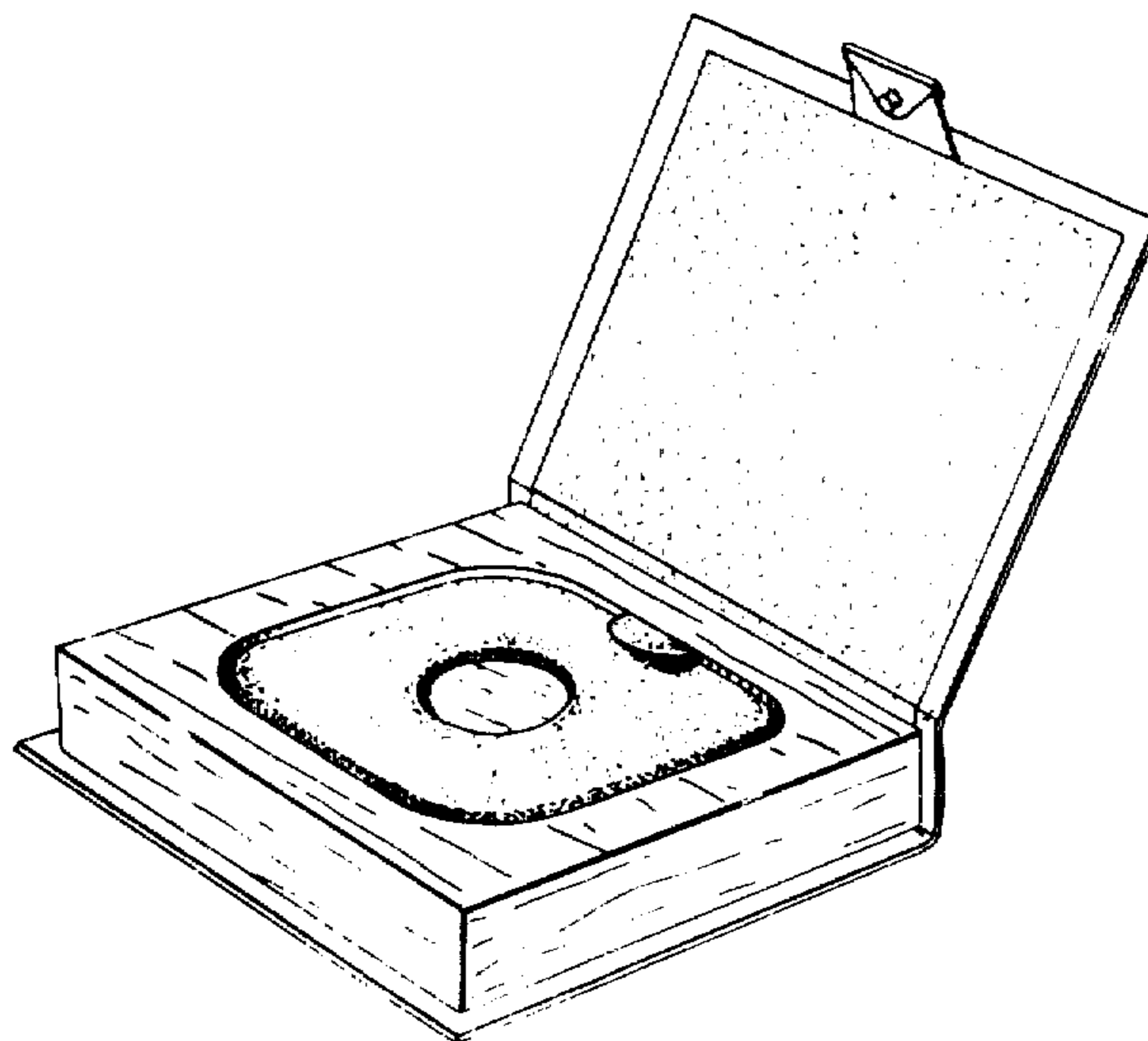

*Primary Examiner*—Joel Stearman  
*Assistant Examiner*—George P. Word  
*Attorney, Agent, or Firm*—Guy J. Houle


[57] **CLAIM**

The ornamental design for a coin display case, as shown and described.


**DESCRIPTION**

FIG. 1 is a perspective view of a coin display case showing my new design;  
 FIG. 2 is a rear perspective view thereof;  
 FIG. 3 is a right side elevational view;  
 FIG. 4 is a front elevational view;  
 FIG. 5 is a rear elevational view; and  
 FIG. 6 is a perspective view of the display case, shown in its open condition. The bottom surface of the coin display case is plain and unornamented.

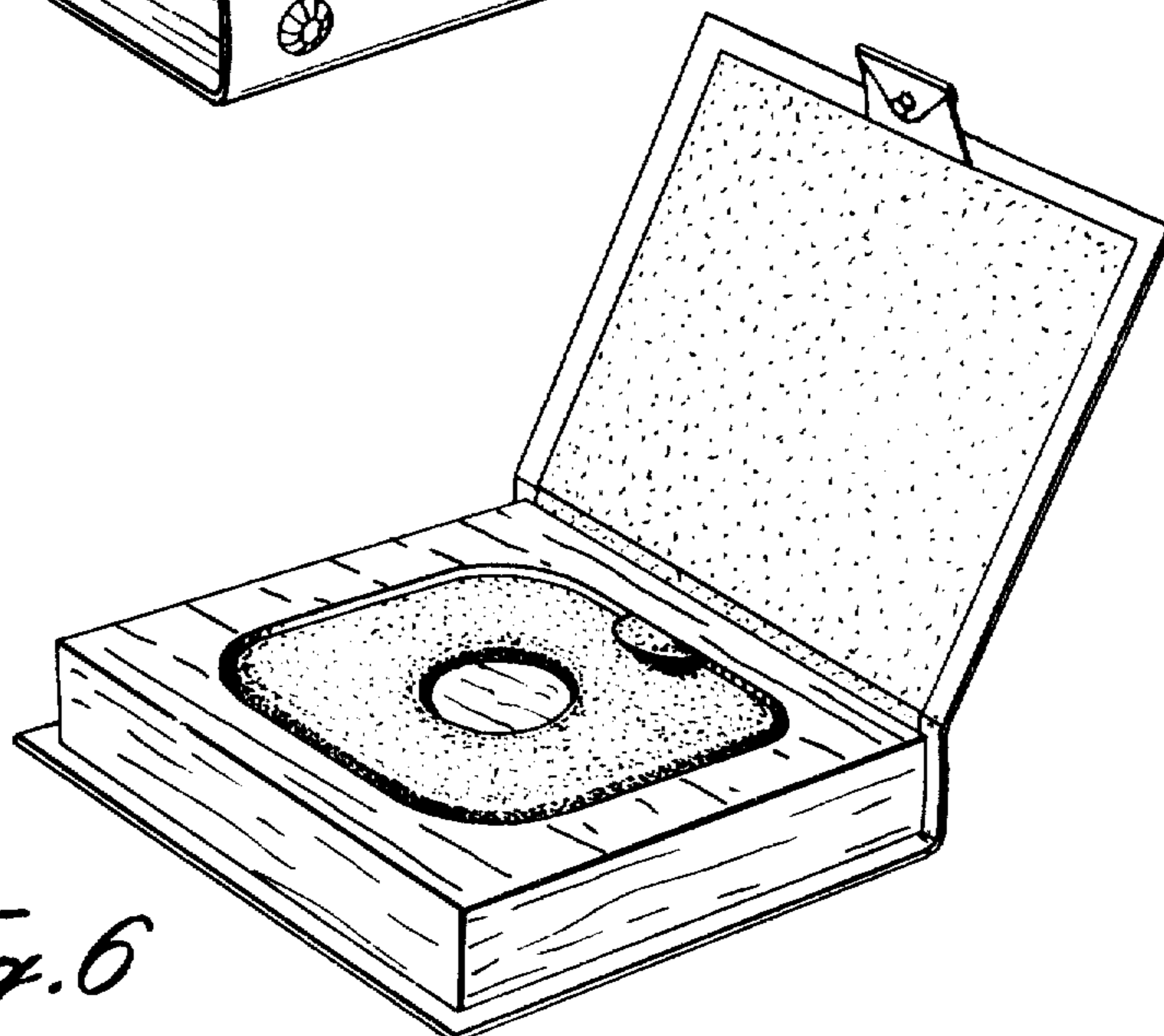





*Fig. 1*




*Fig. 2*




*Fig. 6*



*Fig. 3*



*Fig. 4*



*Fig. 5*