

[54] FRONT DISPLAY PANEL FOR VENDING MACHINES

[75] Inventors: Walter E. Moore, Bel-Nor; Albert K. Grethey, Bridgeton, both of Mo.

[73] Assignee: UMC Industries, Inc., Stamford, Conn.

[**] Term: 14 Years

[21] Appl. No.: 700,516

[22] Filed: Jun. 28, 1976

[51] Int. Cl. D20-01

[52] U.S. Cl. D52/3 R

[58] Field of Search D52/2 R, 3 R, 3 B; 194/2, 10; 221/75, 123-126, 129, 131

[56] References Cited

U.S. PATENT DOCUMENTS

D. 155,634	10/1949	Smiley	D52/3 R
D. 209,084	10/1967	Moore	D52/3 R
D. 216,044	11/1969	Moore	D52/3 R

OTHER PUBLICATIONS

Vend, 7/73, p. 15, Vending Machines.

Primary Examiner—Nelson C. Holtje
Attorney, Agent, or Firm—Irving Powers

[57] CLAIM

The ornamental design for front display panel for vending machines, substantially as shown and described.

DESCRIPTION

FIG. 1 is a front elevational view of a front display panel for vending machines showing our new design;
 FIG. 2 is a rear elevational view thereof;
 FIG. 3 is a top plan view thereof, the bottom being identical thereto;
 FIG. 4 is a left end elevational view thereof, the right end being a mirror image thereto;
 FIG. 5 is an enlarged sectional view as taken from line 5-5 of FIG. 1;
 FIG. 6 is an enlarged fragmentary view, as taken from line 6-6 of FIG. 1;
 FIG. 7 is an enlarged fragmentary front elevational view thereof.

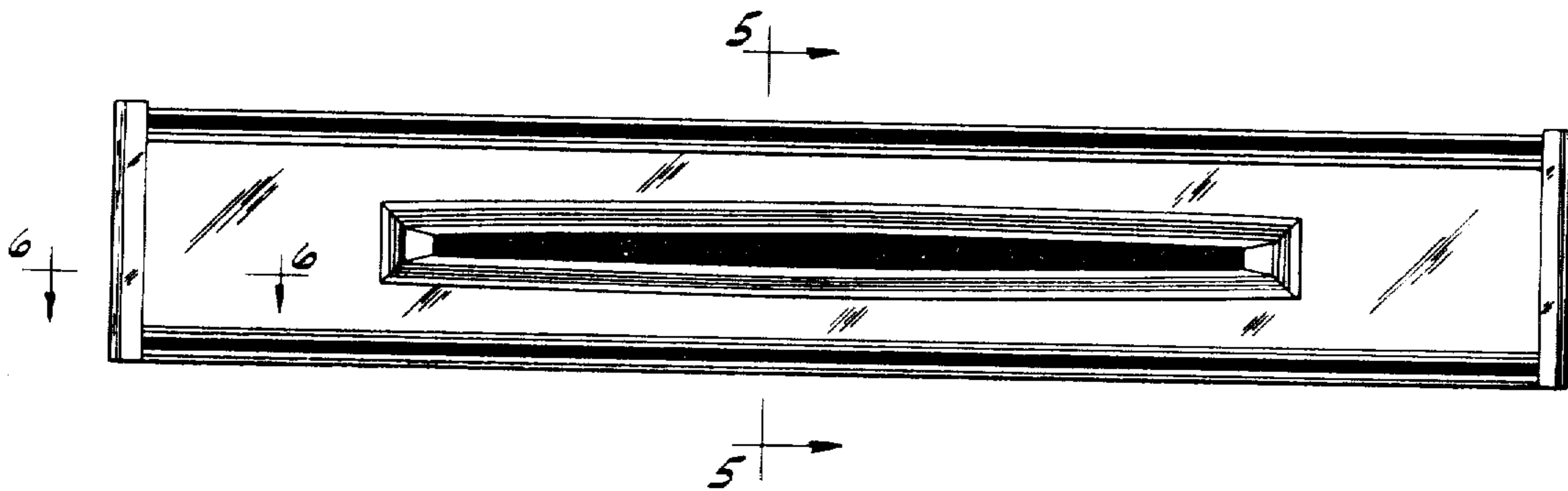


FIG. 1

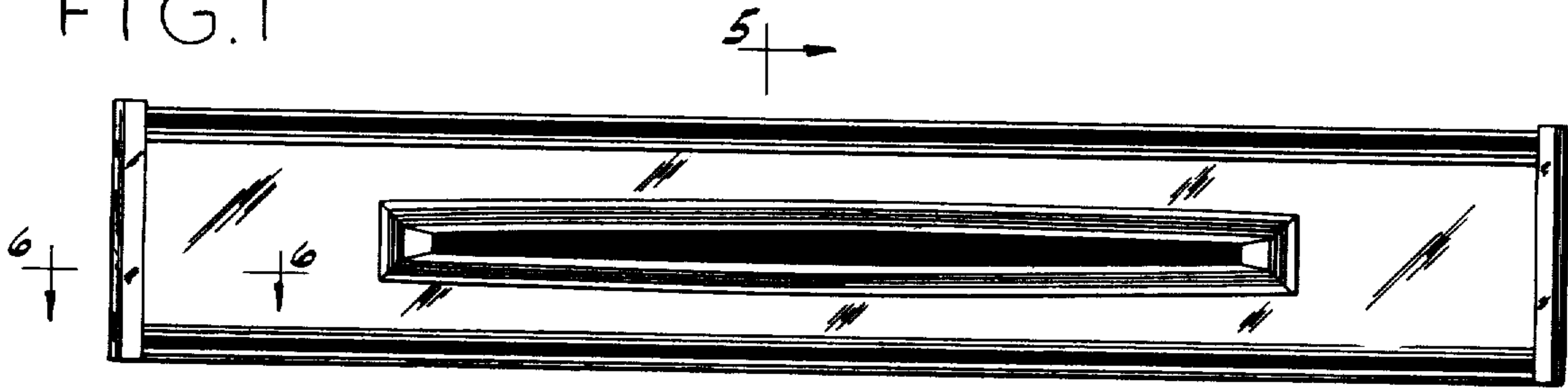


FIG. 2

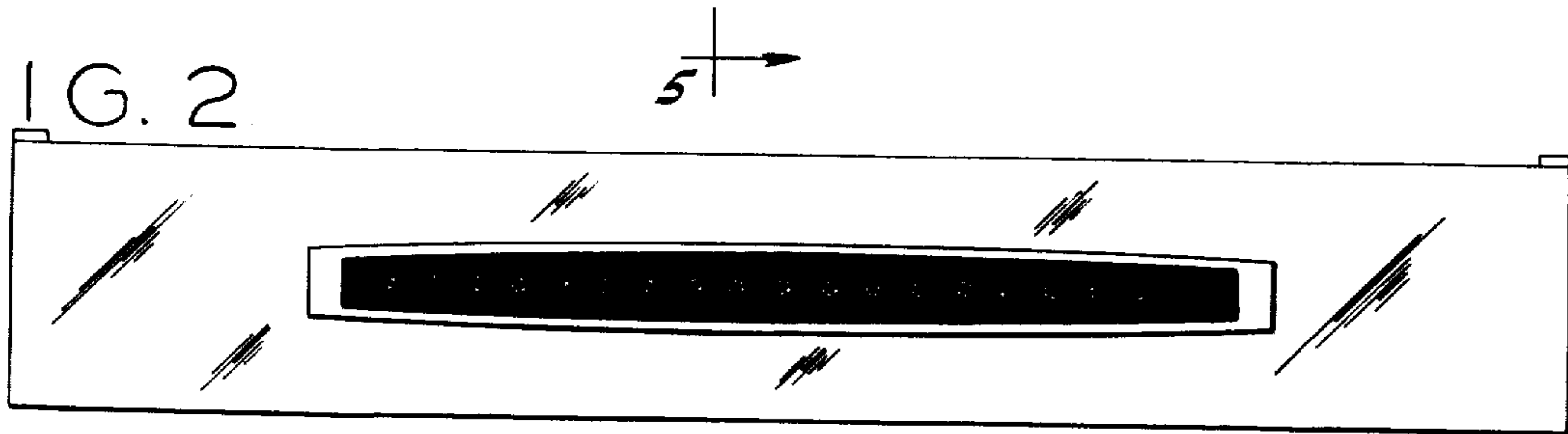


FIG. 3




FIG. 5

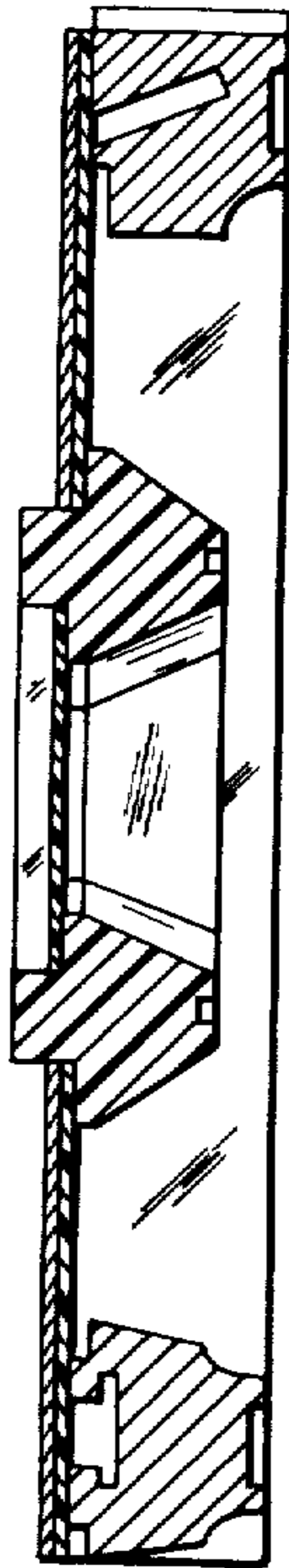



FIG. 4



FIG. 6



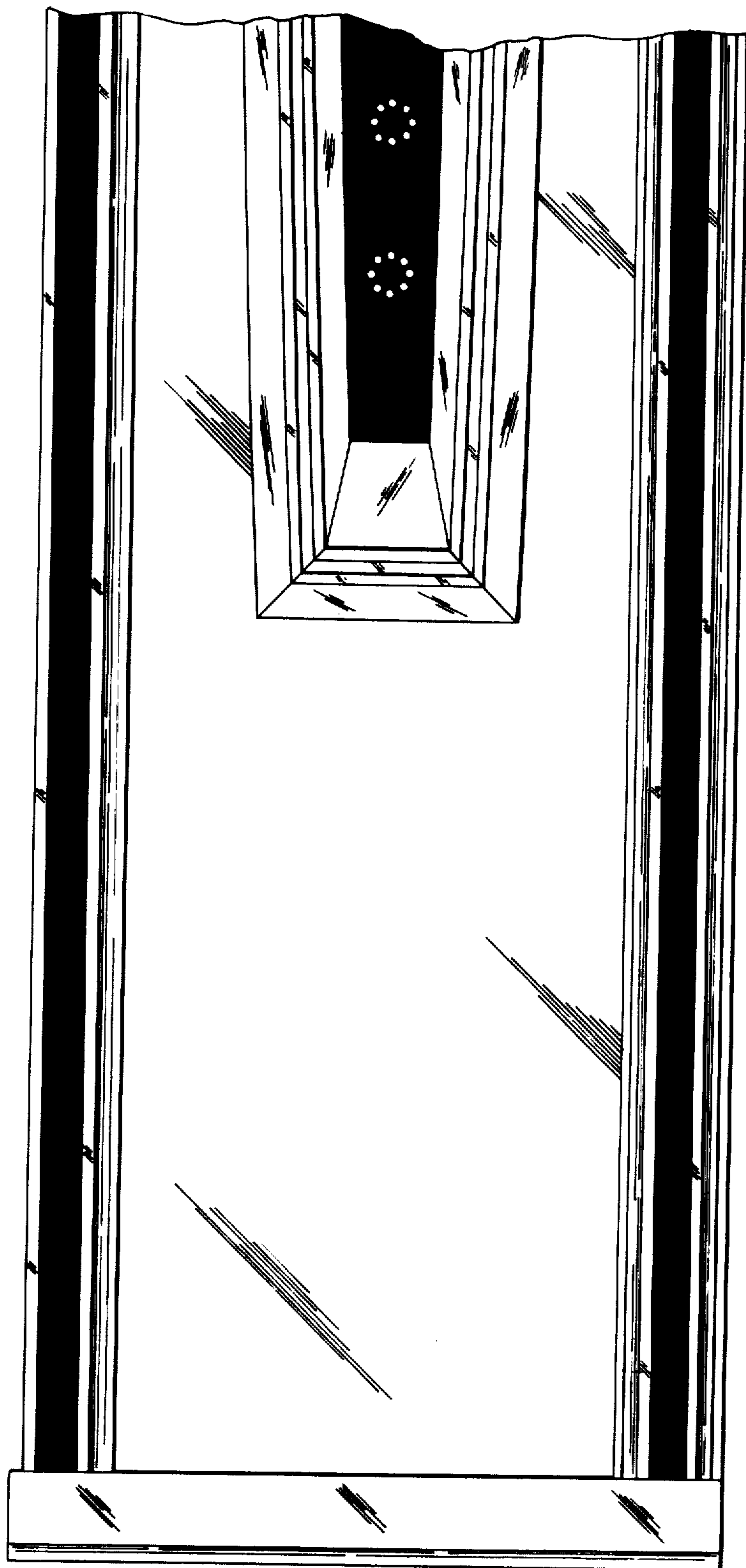


FIG. 7