

[54] TAPE CASSETTE CASE

[75] Inventors: Keizaburo Tazawa, Tokyo; Shinichiro Takahashi, Yokohama; Kishio Ikeda, Tokyo, all of Japan

[73] Assignee: Sony Corporation

[**] Term: 14 Years

[21] Appl. No.: 648,863

[22] Filed: Jan. 26, 1976

[30] Foreign Application Priority Data
Jul. 14, 1975 Japan 50-29230

[51] Int. Cl. D3-02

[52] U.S. Cl. D87/1 D

[58] Field of Search D14/11; 242/71.2, 199, 242/20; 353/72, 78; 360/93, 94, 95, 96; D87/1 D, 1 R; D9/222, 230, 231; 206/387, 444, 503, 504, 509; 220/4 C, 4 D; 312/9, 10, 13, 14

[56] References Cited

U.S. PATENT DOCUMENTS

D. 223,739	5/1972	Weiss et al.	D87/1 D
D. 238,401	1/1976	Ackeret	D87/1 D
3,994,550	11/1976	Ackeret	206/387 X
3,994,551	11/1976	Ackeret	206/387 X

Primary Examiner—Wallace R. Burke
Assistant Examiner—Catherine Kemper
Attorney, Agent, or Firm—Lewis H. Eslinger

[57] CLAIM

The ornamental design for a tape cassette case, as shown.

DESCRIPTION

FIG. 1 is a front end view of a tape cassette case embodying our design;

FIG. 2 is a right side view of the tape cassette case;

FIG. 3 is a rear end view;

FIG. 4 is a left side view;

FIG. 5 is a top plan view;

FIG. 6 is a bottom view;

FIG. 7 is a top perspective view; and

FIG. 8 is a bottom perspective view.






FIG. 1

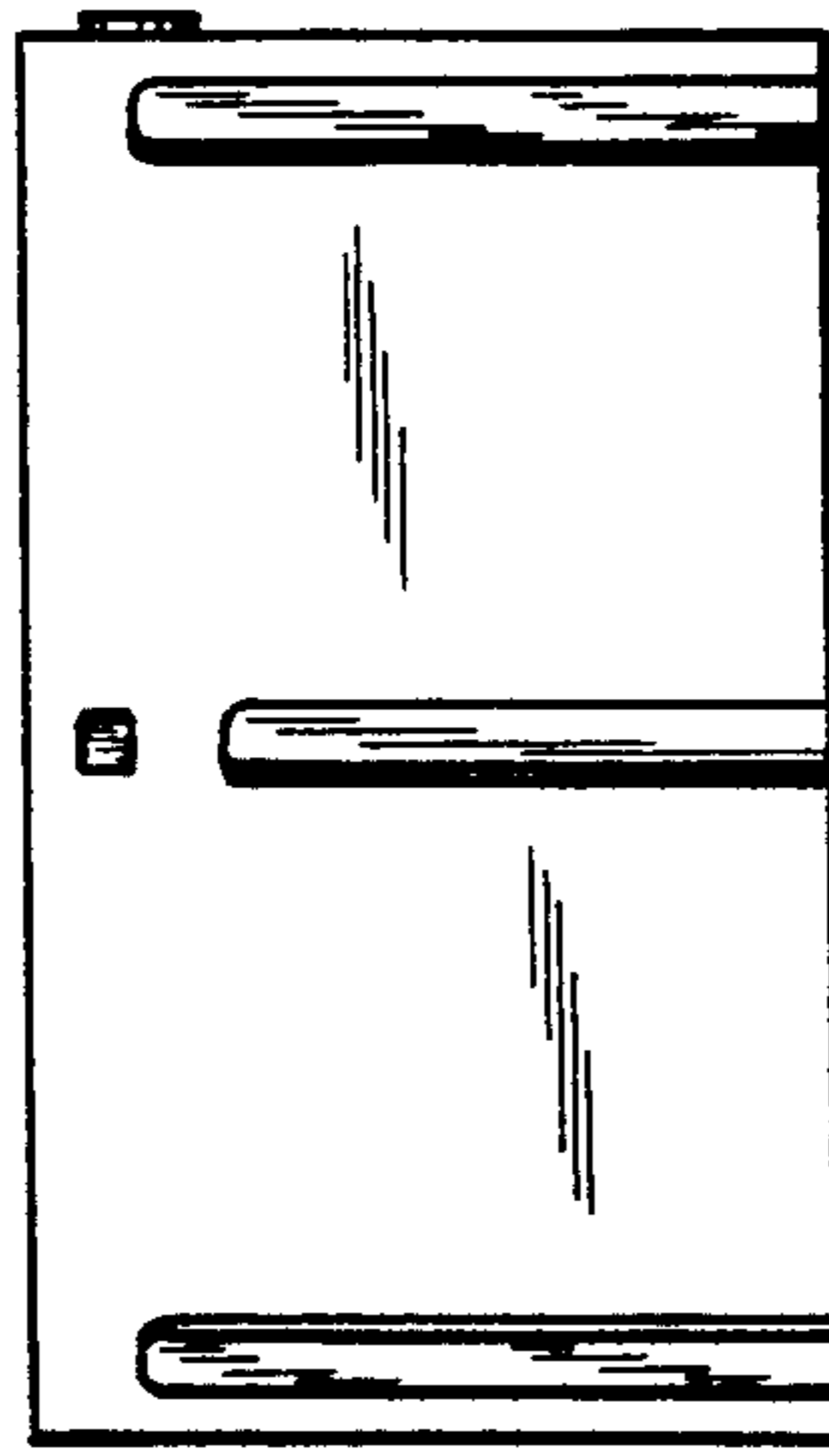


FIG. 2



FIG. 3

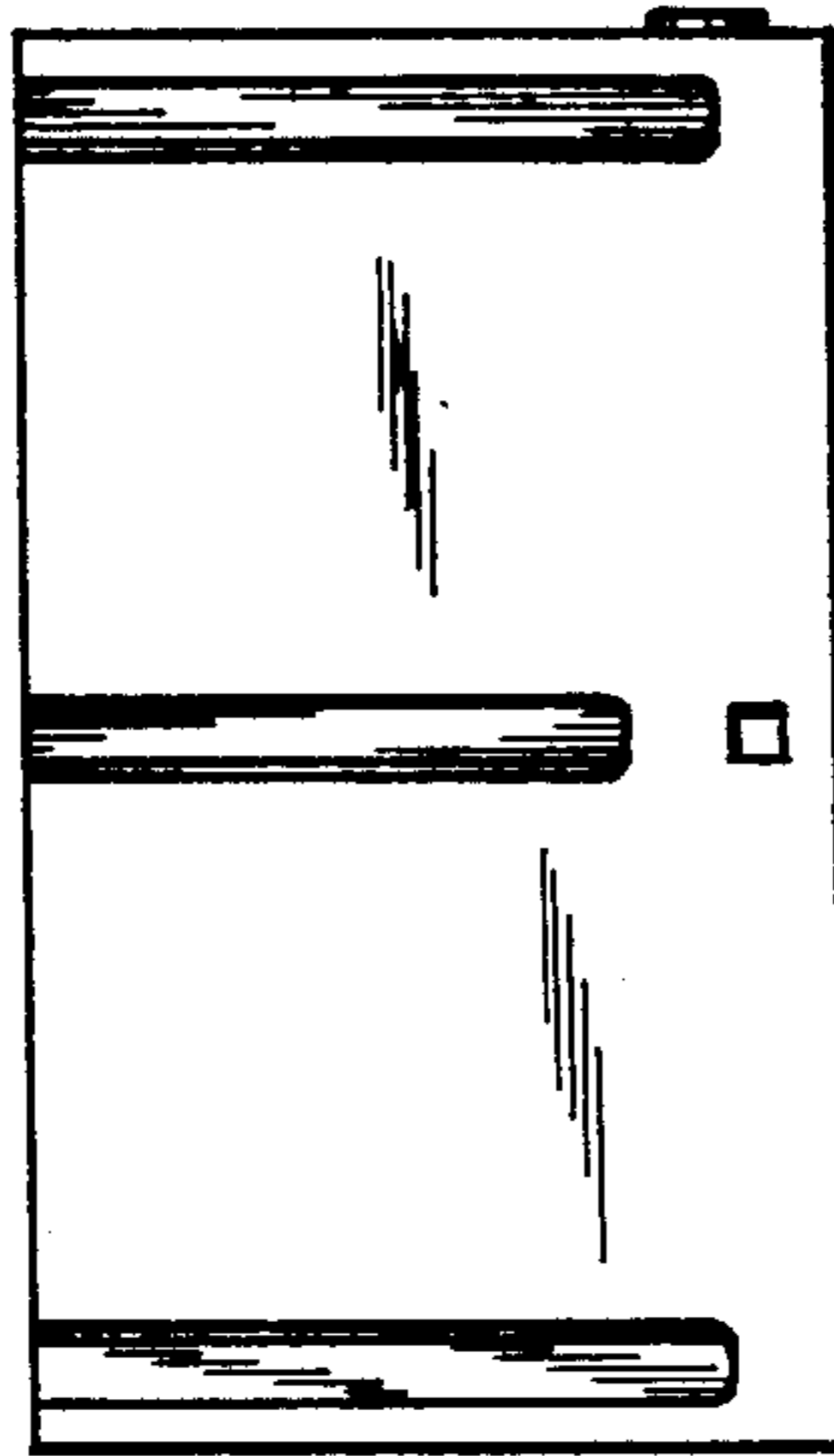


FIG. 4



FIG. 5



FIG. 6




FIG. 7




FIG. 8