

[54] COMBINED GOLF BALL MARKER AND DIVOT REPLACEMENT TOOL

[76] Inventor: Albert P. Jackson, 6521 Washington St., Des Moines, Iowa 50311

[\*\*] Term: 14 Years

[21] Appl. No.: 735,530

[22] Filed: Oct. 26, 1976

[51] Int. Cl. .... D21-02

[52] U.S. Cl. .... D34/5 CB

[58] Field of Search ..... D34/5 CB; 273/32 A, 273/32 B, 162 D, 162 F; 172/378

[56] References Cited

U.S. PATENT DOCUMENTS

D. 230,409	2/1974	Schaffer	.....	D34/5 CB
3,622,157	11/1971	Hatch	.....	D34/5 CB
3,774,913	11/1973	Dien	.....	273/32 B

4,007,928 2/1977 Doubt ..... 273/32 B

Primary Examiner—Melvin B. Feifer  
Attorney, Agent, or Firm—Rudolph L. Lowell

[57] CLAIM

The ornamental design for a combined golf ball marker and divot replacement tool, substantially as shown and described.

DESCRIPTION

FIG. 1 is a perspective view of a combined golf ball marker and divot replacement tool showing my new design;

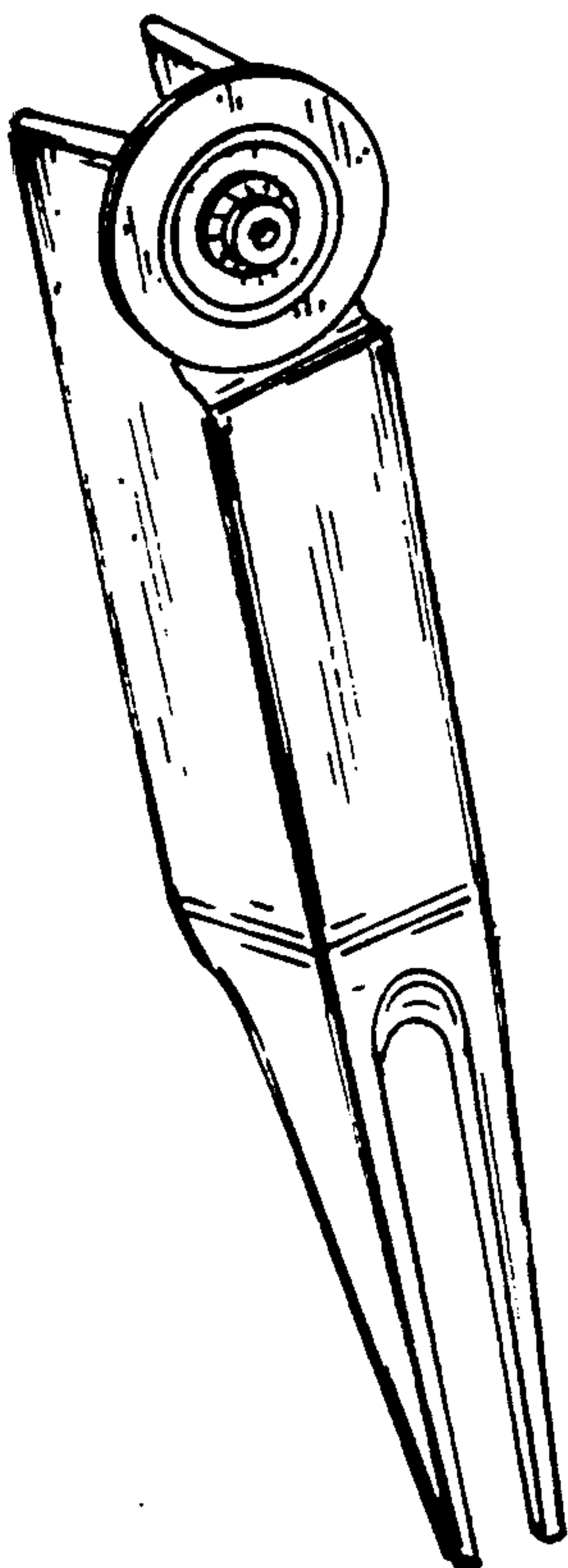
FIG. 2 is a top view;

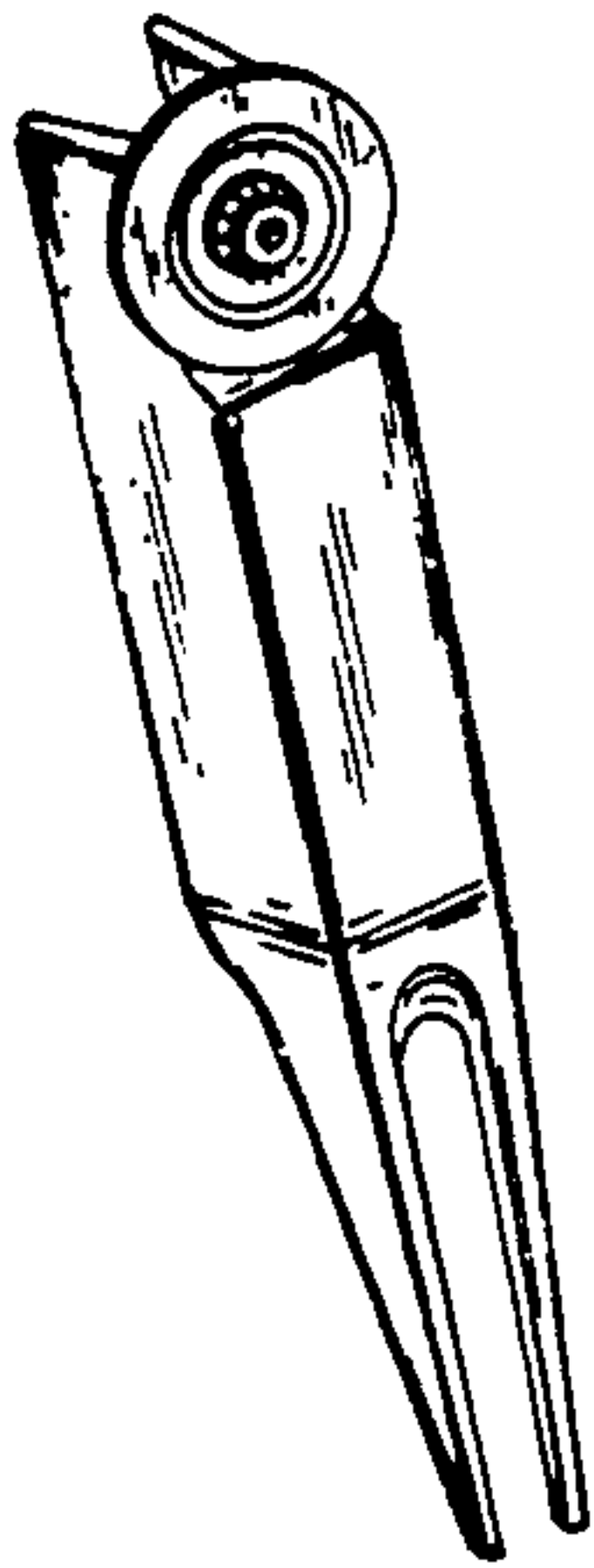
FIG. 3 is a side view;

FIG. 4 is an end view looking toward the right in FIG. 3;


FIG. 5 is an end view looking toward the left in FIG. 3; and

FIG. 6 is a bottom view.






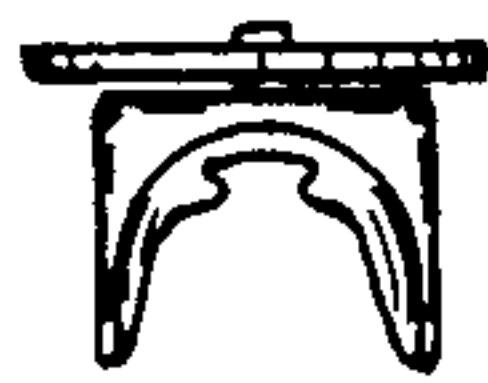
*Fig. 1*



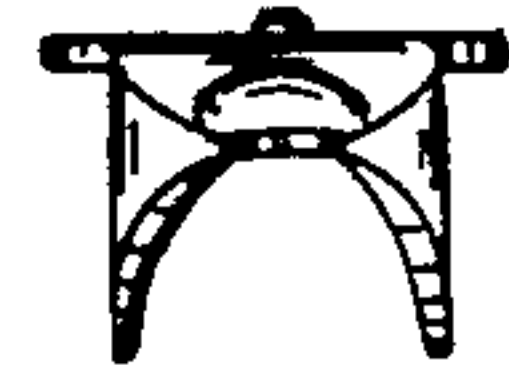
*Fig. 2*




*Fig. 3*



*Fig. 4*



*Fig. 5*



*Fig. 6*