

United States Patent [19]

Nemoto et al.

[11] Des. 247,747

[45] ** Apr. 18, 1978

[54] **TAPE RECORDER**

[75] Inventors: **Shigeru Nemoto, Tachikawa; Minoru Kobayashi, Hachioji, both of Japan**

[73] Assignee: **Olympus Optical Company Ltd., Tokyo, Japan**

[**] Term: **14 Years**

[21] Appl. No.: **800,161**

[22] Filed: **May 25, 1977**

[30] **Foreign Application Priority Data**

Dec. 3, 1976 Japan 5147179

[51] Int. Cl. **D14-01**

[52] U.S. Cl. **D14/6**

[58] Field of Search **D14/6, 5, 7, 8, 3; 360/137, 96, 105; 179/100.41 R, 100.12 A, 100.11; 274/17, 11 R, 11 E**

[56]

References Cited

U.S. PATENT DOCUMENTS

D. 225,236	11/1972	Papst	D14/6
D. 235,659	7/1975	Kyoto et al.	D14/6
D. 236,009	7/1975	Hattori	D14/7
D. 236,504	8/1975	Hattori	D14/6
D. 243,345	2/1977	Schellens et al.	D14/6
D. 244,699	6/1977	Okamoto	D14/6
3,218,080	11/1965	Best	274/17

Primary Examiner—Bernard Ansher

Attorney, Agent, or Firm—Louis Weinstein

[57]

CLAIM

The ornamental design for a tape recorder, as shown.

DESCRIPTION

FIG. 1 is a top, front and right side perspective view of a tape recorder, showing our new design; and FIG. 2 is a bottom, rear and left side perspective thereof.

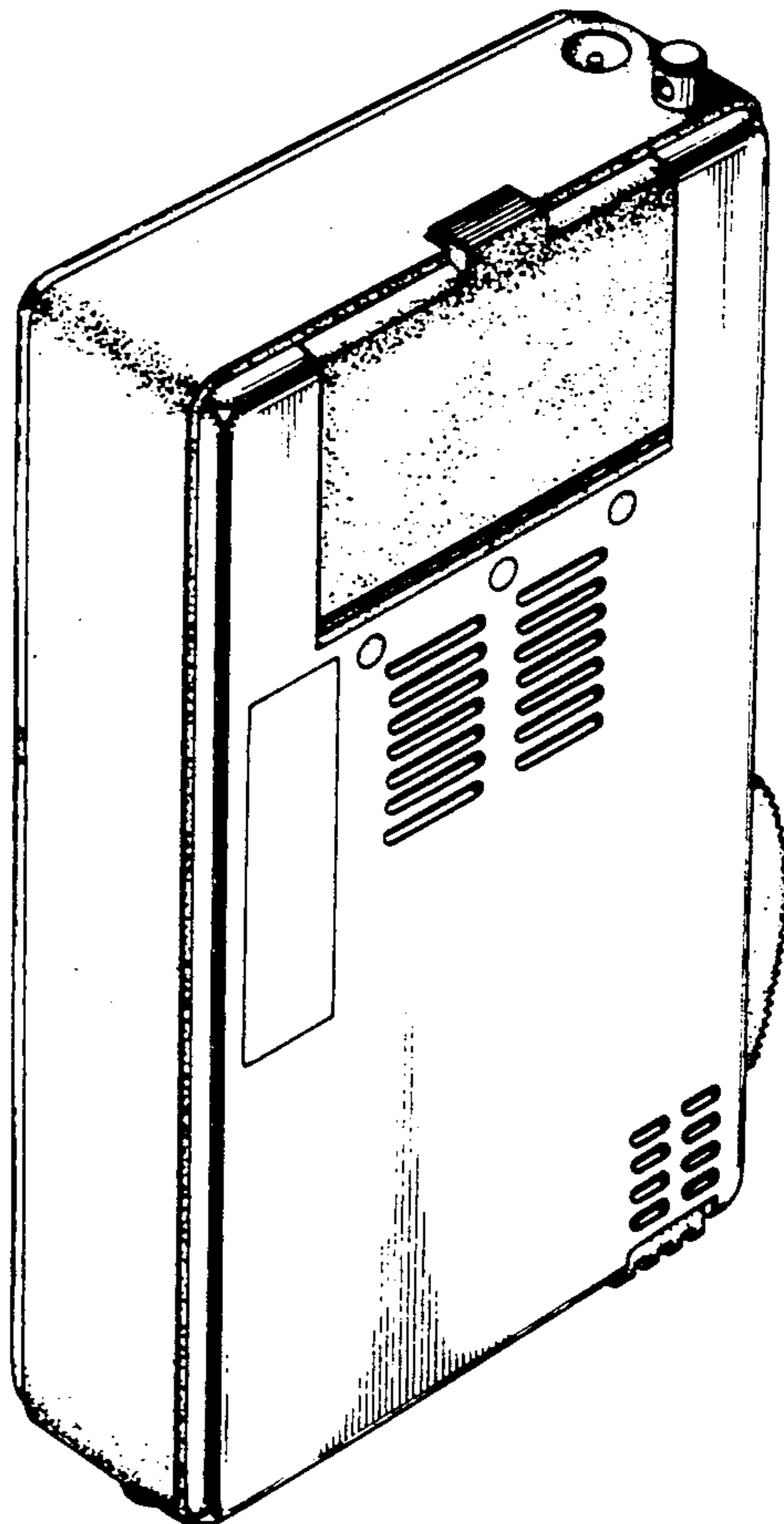
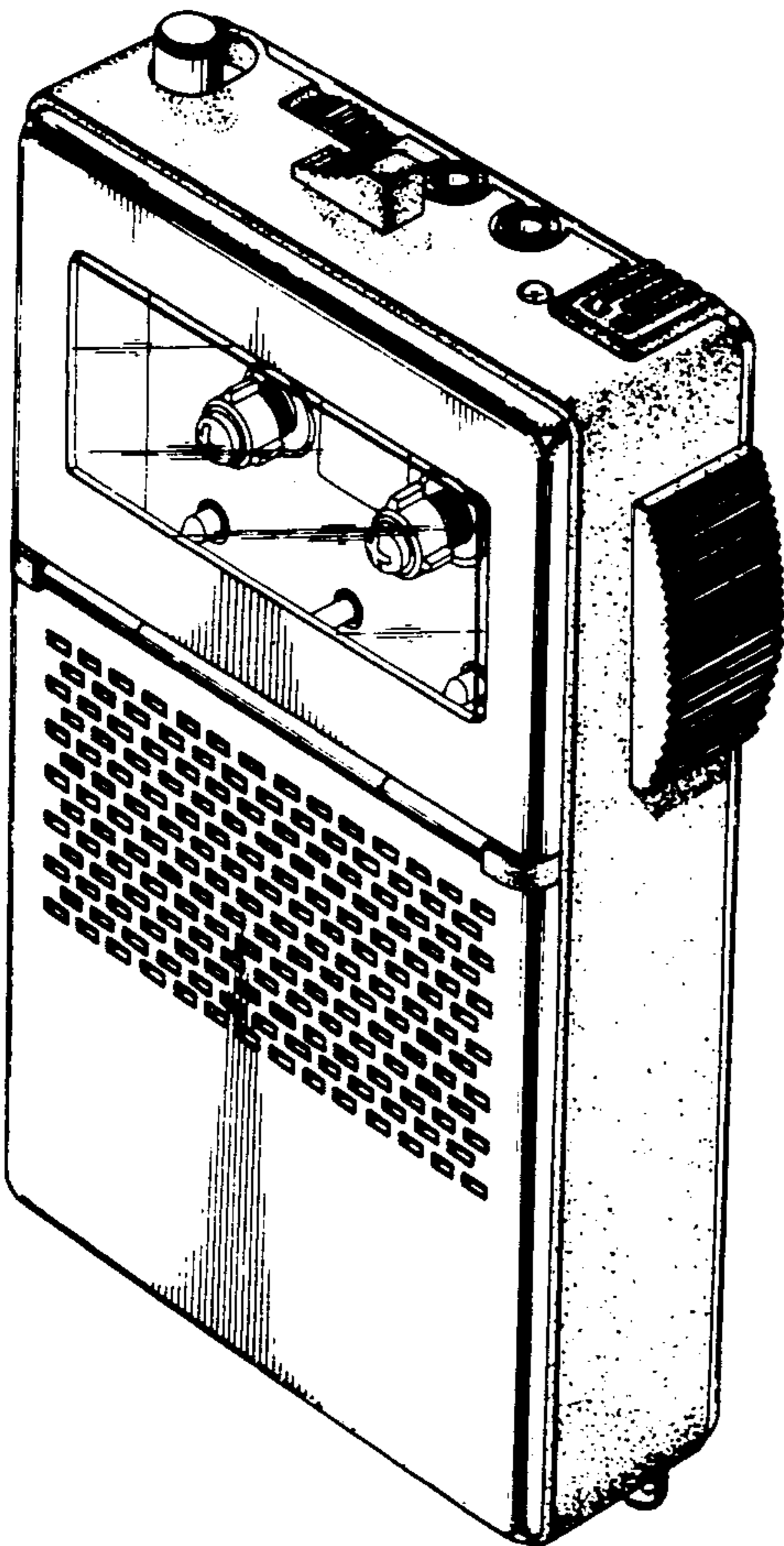


FIG. 1

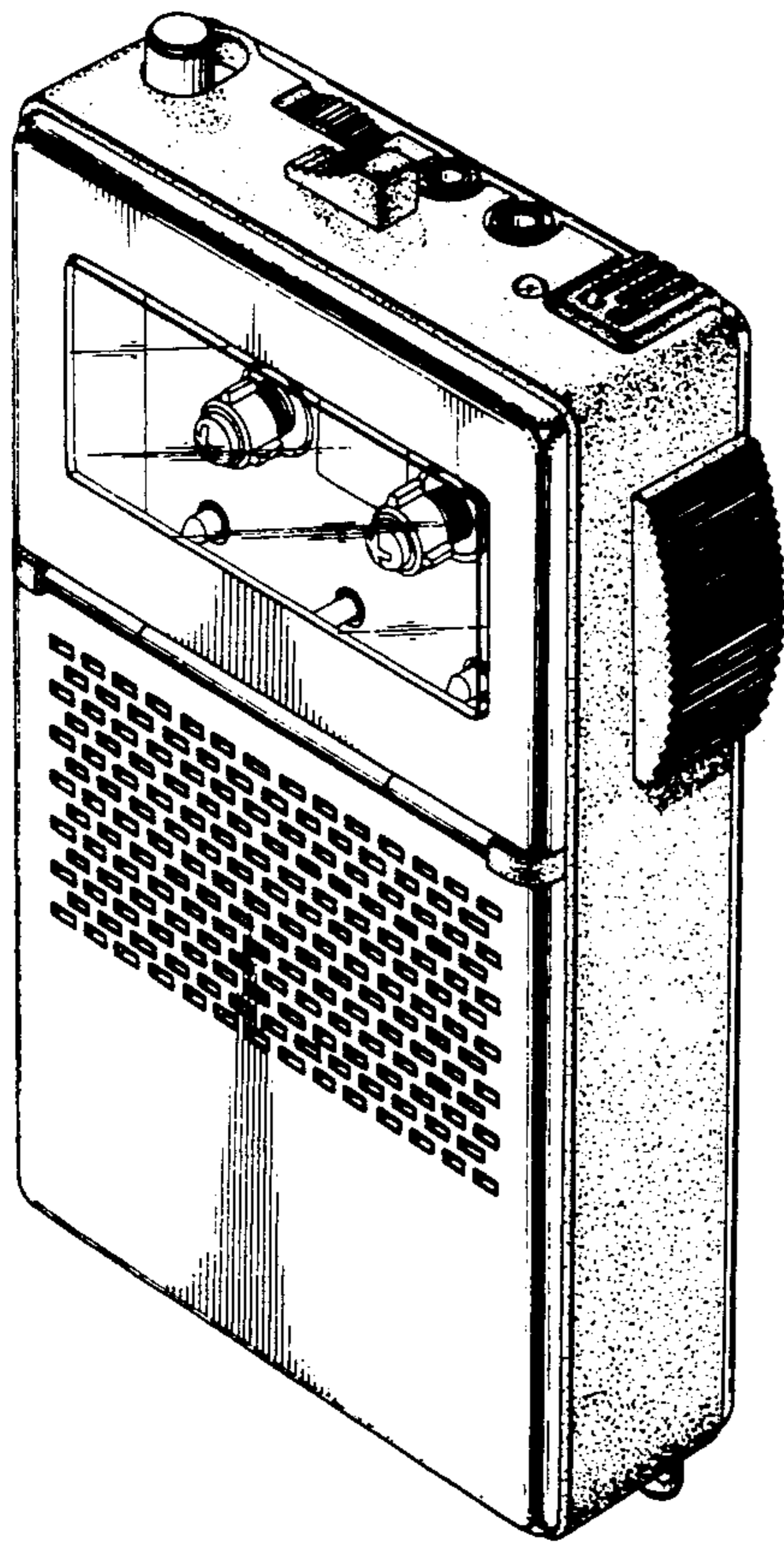


FIG. 2

