

[54] CLEAT PLATE FOR SPORT SHOE

[56]

References Cited

U.S. PATENT DOCUMENTS

[75] Inventor: Masanobu Inohara, Akashi, Japan

| | | | |
|-----------|---------|----------------|---------|
| 2,553,616 | 5/1951 | Walls | 36/32 R |
| 2,985,971 | 5/1961 | Murawski | 36/32 R |
| 3,818,617 | 6/1974 | Dassler | 36/129 |
| 3,918,181 | 11/1975 | Inohara | 36/129 |

[73] Assignee: Onitsuka Co., Ltd., Kobe, Japan

Primary Examiner—Nelson C. Holtje

[**] Term: 14 Years

[57] CLAIM

[21] Appl. No.: 590,916

The ornamental design for a cleat plate for a sport shoe, as shown.

[22] Filed: Jun. 27, 1975

DESCRIPTION

[51] Int. Cl. D2-04

FIG. 1 is a top plan view of a cleat plate for a sport shoe showing my new design;

[52] U.S. Cl. D2/317

FIG. 2 is a front elevational view thereof;

[58] Field of Search D2/317, 320 X; 36/32 R, 36/59 C, 129

FIG. 3 is a right side elevational view thereof;

FIG. 4 is a bottom plan view thereof;

FIG. 5 is a rear elevational view thereof; and

FIG. 6 is a left side elevational view thereof.

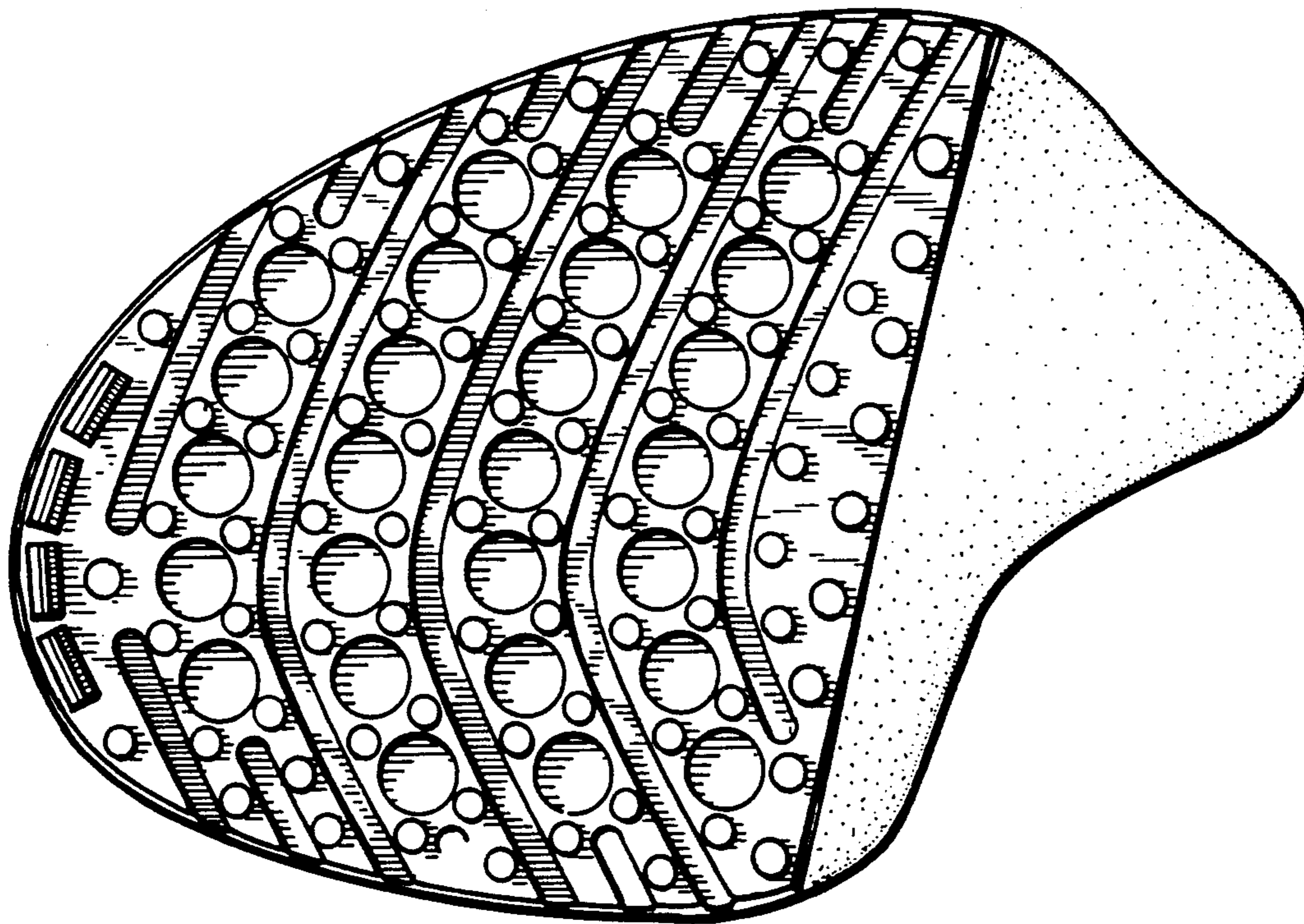


FIG. 1

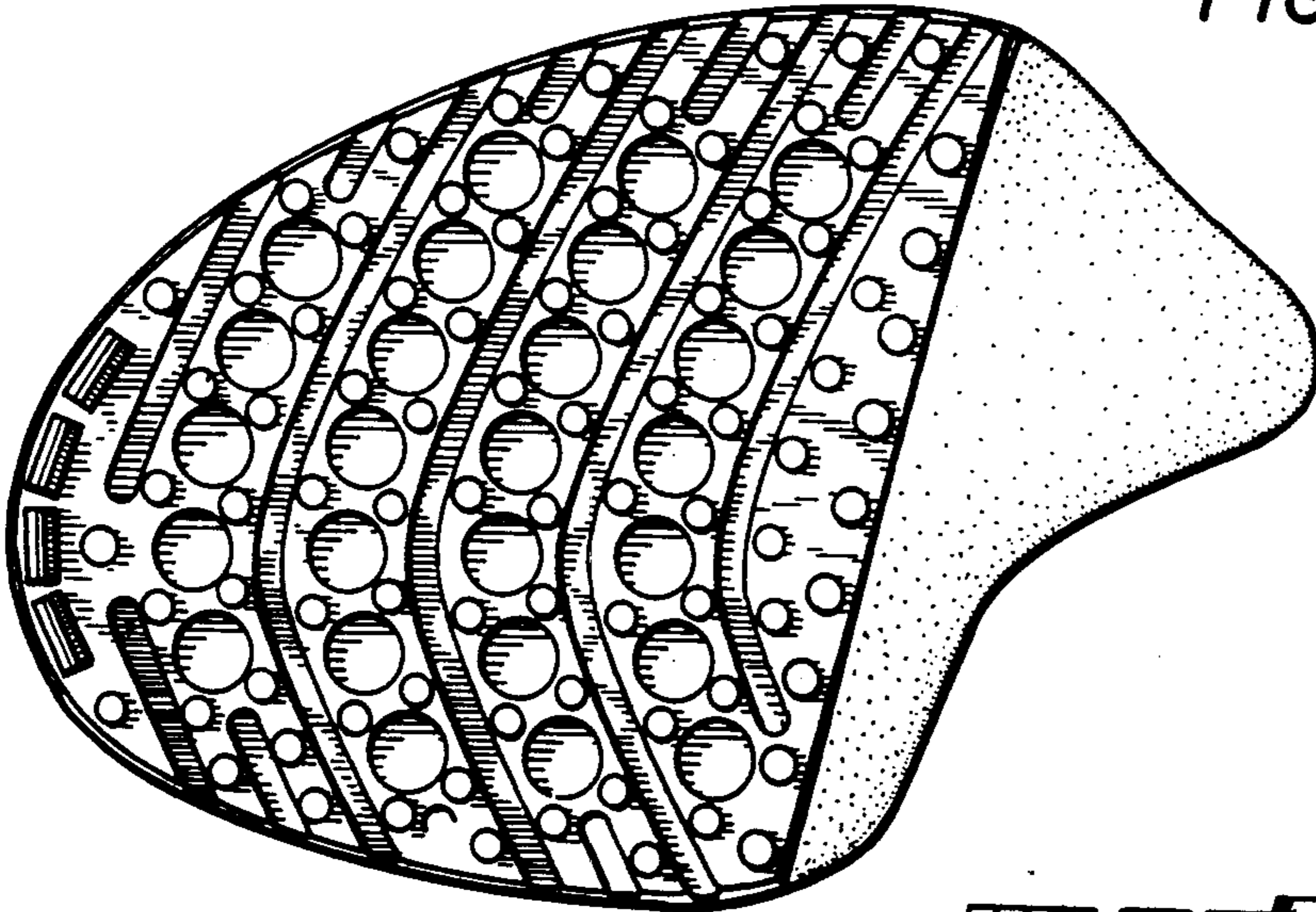


FIG. 2



FIG. 3

FIG. 4

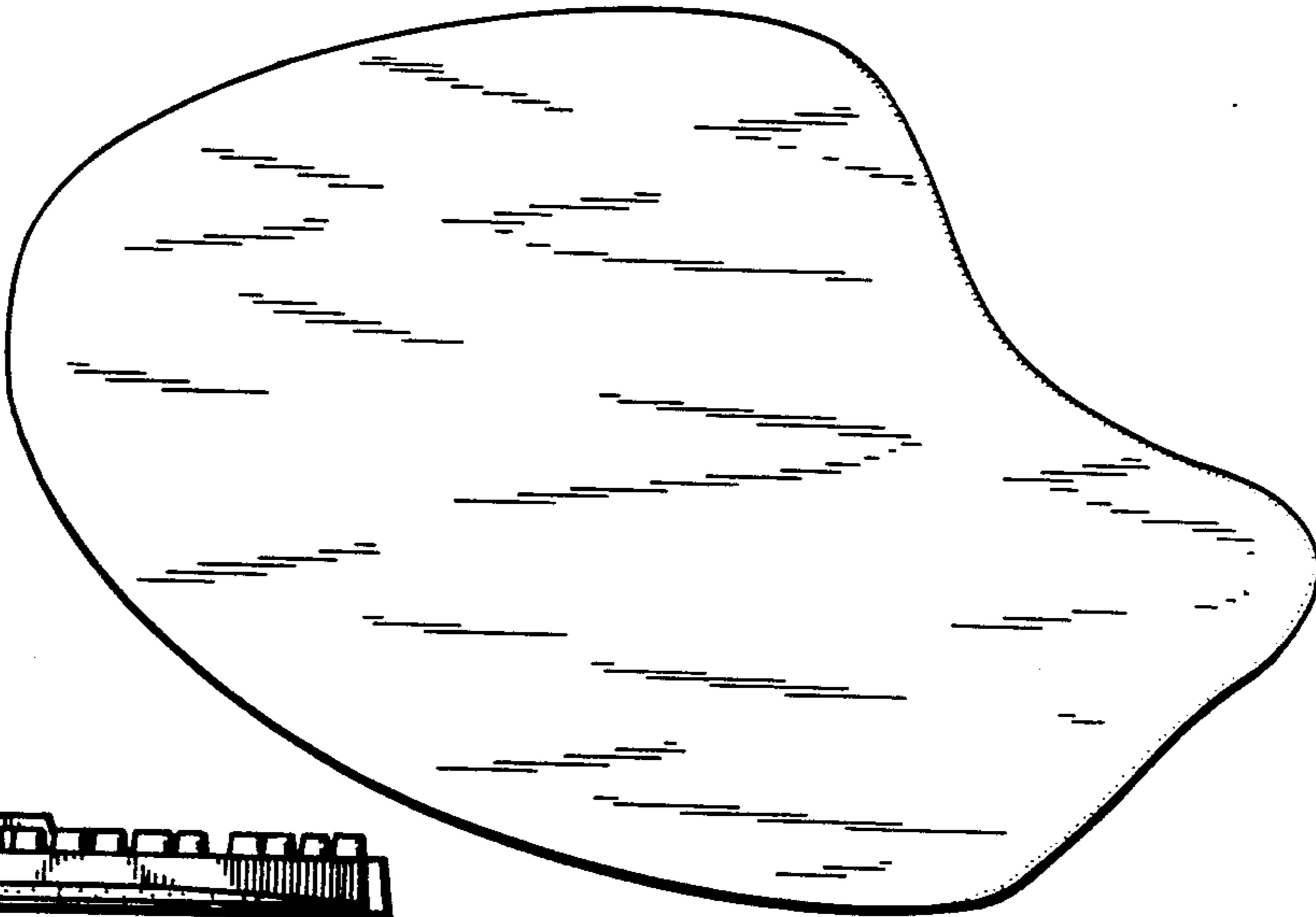


FIG. 5



FIG. 6